



US008425662B2

(12) **United States Patent**
McGrail et al.

(10) **Patent No.:** **US 8,425,662 B2**
(45) **Date of Patent:** **Apr. 23, 2013**

(54) **METHODS FOR ASSOCIATING OR DISSOCIATING GUEST MATERIALS WITH A METAL ORGANIC FRAMEWORK, SYSTEMS FOR ASSOCIATING OR DISSOCIATING GUEST MATERIALS WITHIN A SERIES OF METAL ORGANIC FRAMEWORKS, AND GAS SEPARATION ASSEMBLIES**

(75) Inventors: **B. Peter McGrail**, Richland, WA (US);
Praveen K. Thallapally, Richland, WA (US); **Wu Xu**, Richland, WA (US)

(73) Assignee: **Battelle Memorial Institute**, Richland, WA (US)

(*) Notice: Subject to any disclaimer, the term of this patent is extended or adjusted under 35 U.S.C. 154(b) by 237 days.

(21) Appl. No.: **13/078,548**

(22) Filed: **Apr. 1, 2011**

(65) **Prior Publication Data**

US 2011/0243820 A1 Oct. 6, 2011

Related U.S. Application Data

(60) Provisional application No. 61/320,445, filed on Apr. 2, 2010.

(51) **Int. Cl.**
B01D 53/04 (2006.01)
B01D 53/62 (2006.01)

(52) **U.S. Cl.**
USPC **95/139**; 95/148; 96/121

(58) **Field of Classification Search** 95/139, 95/148; 96/121, 143; 502/526; 423/230
See application file for complete search history.

(56) **References Cited**

U.S. PATENT DOCUMENTS

5,614,576	A	3/1997	Rutherford
5,621,654	A	4/1997	Cohen
5,648,508	A	7/1997	Yaghi
5,650,415	A	7/1997	Tang
5,753,364	A	5/1998	Rutherford
5,773,459	A	6/1998	Tang
5,891,917	A	4/1999	Tang
5,935,993	A	8/1999	Tang
5,972,077	A	10/1999	Judkins
6,017,697	A	1/2000	Burnett, Jr.
6,017,703	A	1/2000	Kinders
6,221,621	B1	4/2001	Kinders
6,225,346	B1	5/2001	Tang
6,294,380	B1	9/2001	Qiang
6,355,793	B1	3/2002	Lin

(Continued)

FOREIGN PATENT DOCUMENTS

EP	2087916 A1	8/2009
WO	PCT/US2011/030960	10/2012

OTHER PUBLICATIONS

WO PCT/US2011/030960, Search Report, Jun. 29, 2011, Battelle Memorial Institute.

(Continued)

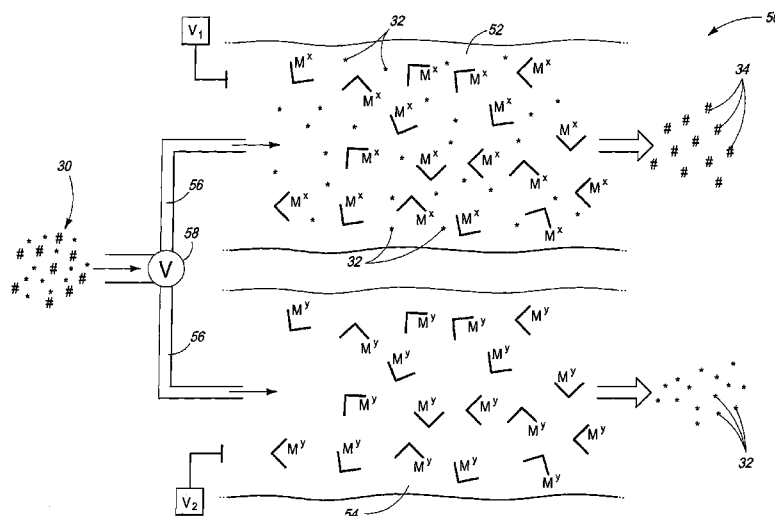
Primary Examiner — Frank Lawrence, Jr.

(74) *Attorney, Agent, or Firm* — Wells St. John P.S.

(57) **ABSTRACT**

Methods for releasing associated guest materials from a metal organic framework are provided. Methods for associating guest materials with a metal organic framework are also provided. Methods are provided for selectively associating or dissociating guest materials with a metal organic framework. Systems for associating or dissociating guest materials within a series of metal organic frameworks are provided. Gas separation assemblies are provided.

32 Claims, 11 Drawing Sheets



U.S. PATENT DOCUMENTS							
6,491,740	B1	12/2002	Wang	7,846,568	B2	12/2010	Norimatsu
6,556,273	B1	4/2003	Wheeler	7,847,115	B2	12/2010	Schubert
6,617,467	B1	9/2003	Muller	7,855,299	B2	12/2010	Jhung
6,712,802	B1	3/2004	Cairns	7,862,647	B2	1/2011	Hupp
6,818,291	B2	11/2004	Funkenbusch	7,866,638	B2	1/2011	Neumann
6,821,616	B1	11/2004	Sakurai	7,879,221	B2	2/2011	Putter
6,828,588	B2	12/2004	Sakurai	7,880,026	B2	2/2011	Ni
6,863,781	B2 *	3/2005	Nocera et al. 204/157.52	7,883,750	B2	2/2011	Saito
6,878,838	B2	4/2005	Lin	7,903,194	B2	3/2011	Epstein
6,893,564	B2	5/2005	Mueller	7,906,096	B2	3/2011	Bae
6,929,679	B2	8/2005	Muller	7,910,732	B2	3/2011	Schubert
6,929,864	B2	8/2005	Fleming	7,922,008	B2	4/2011	Bahm et al.
6,930,193	B2	8/2005	Yaghi	7,924,368	B2	4/2011	Fabick
6,933,051	B2	8/2005	Fleming	7,931,960	B2	4/2011	Hesse
6,933,136	B2	8/2005	Simesen	7,951,749	B2	5/2011	Yang
6,965,026	B2	11/2005	Zaworotko	7,968,739	B2	6/2011	Muller
6,965,125	B2	11/2005	Sakurai	7,977,277	B2	7/2011	Giannantonio
7,008,607	B2	3/2006	Muller	7,998,246	B2	8/2011	Liu
7,026,138	B1	4/2006	de Sauvage	8,003,073	B2	8/2011	Pez
7,041,789	B2	5/2006	Hinuma	8,023,065	B2	9/2011	Epstein
7,094,789	B2	8/2006	Yamada	8,029,857	B2	10/2011	Hoek
7,119,219	B2 *	10/2006	Mueller et al. 556/118	8,034,952	B2	10/2011	Eddaoudi
7,160,894	B2	1/2007	Yamada	8,048,198	B2	11/2011	Liu
7,166,150	B2	1/2007	Torgersen	8,057,584	B2	11/2011	Schubert
7,179,765	B2	2/2007	Mueller	8,071,063	B2	12/2011	Reyes
7,192,723	B2	3/2007	Watanabe	8,071,623	B2	12/2011	Jones
7,196,210	B2	3/2007	Yaghi	8,071,810	B2	12/2011	Schnatbaum
7,202,385	B2	4/2007	Mueller	8,093,350	B2	1/2012	Jung
7,215,385	B2	5/2007	Onomatsu	8,100,151	B2	1/2012	Handa
7,215,473	B2	5/2007	Fleming	8,105,419	B2	1/2012	Neumann
7,217,808	B2	5/2007	Hinuma	8,114,195	B2 *	2/2012	Ni et al. 95/116
7,261,950	B2	8/2007	Fleming	8,115,024	B2	2/2012	Schubert
7,279,517	B2	10/2007	Mueller	8,123,834	B2	2/2012	Masel
7,309,380	B2	12/2007	Muller	8,124,660	B2	2/2012	Gomes
7,322,731	B2	1/2008	Epstein	8,132,678	B2	3/2012	Liu
7,343,747	B2	3/2008	Muller	8,133,301	B2	3/2012	Hwang
7,351,479	B2	4/2008	Funkenbusch	8,133,308	B2	3/2012	Lively
7,393,557	B2	7/2008	Fleming	8,142,745	B2	3/2012	Reyes
7,436,469	B2	10/2008	Gehlsen	8,142,746	B2	3/2012	Reyes
7,441,574	B2	10/2008	Koster	8,168,813	B2	5/2012	Chang
7,446,827	B2	11/2008	Ko	8,173,827	B2	5/2012	Chang
7,481,866	B2	1/2009	MacGillivray	8,192,527	B2	6/2012	Pirngruber
7,485,603	B2	2/2009	Bera	8,197,579	B2	6/2012	Miller
7,524,444	B2	4/2009	Hesse	2004/0033493	A1	2/2004	Tchernev
7,534,303	B2	5/2009	Mueller	2004/0090195	A1	5/2004	Motsenbocker
7,553,352	B2	6/2009	Mueller	2004/0091967	A1	5/2004	Kohler
7,556,673	B2	7/2009	Schubert	2004/0210289	A1	10/2004	Wang
7,574,996	B2	8/2009	Hasenauer	2004/0224134	A1	11/2004	Trent
7,582,798	B2	9/2009	Yaghi	2004/0234751	A1	11/2004	Sakurai
7,604,929	B2	10/2009	Dryden	2004/0254419	A1	12/2004	Wang
7,618,984	B2	11/2009	Yamada	2005/0004404	A1	1/2005	Muller
7,637,983	B1	12/2009	Liu	2005/0025797	A1	2/2005	Wang
7,652,132	B2	1/2010	Yaghi	2005/0079132	A1	4/2005	Wang
7,658,784	B2	2/2010	Fritsch	2005/0104365	A1	5/2005	Haas
7,662,574	B2	2/2010	Watanabe	2005/0107870	A1	5/2005	Wang
7,662,746	B2	2/2010	Yaghi	2005/0124793	A1	6/2005	Nakanishi
7,674,320	B2	3/2010	Vadivelu	2005/0124819	A1	6/2005	Yaghi
7,687,432	B2	3/2010	Zhou	2005/0163801	A1	7/2005	Mori
7,691,383	B2	4/2010	Chakrabarty	2005/0208124	A1	9/2005	Araki
7,691,973	B2	4/2010	de Sauvage	2005/0221330	A1	10/2005	de Sauvage
7,710,511	B2	5/2010	Gehlsen	2005/0263453	A1	12/2005	Collias
7,712,613	B2	5/2010	Bahm	2005/0279696	A1	12/2005	Bahm
7,727,960	B2	6/2010	Hummel	2006/0035083	A1	2/2006	Saito
7,744,842	B2	6/2010	Farha	2006/0058346	A1	3/2006	Yun-Choi
7,750,574	B2	7/2010	Saito	2006/0170797	A1	8/2006	Biernath
7,777,061	B2	8/2010	Schubert	2006/0170808	A1	8/2006	Biernath
7,777,832	B2	8/2010	Richard	2006/0173162	A1	8/2006	Djurup
7,788,038	B2	8/2010	Oshita	2006/0201884	A1	9/2006	Kulprathipanja
7,789,943	B2	9/2010	Zhou	2006/0216289	A1	9/2006	de Sauvage
7,795,175	B2	9/2010	Olah	2006/0246082	A1	11/2006	Faure
7,799,120	B2	9/2010	Yaghi	2006/0247266	A1	11/2006	Yamada
7,807,745	B2	10/2010	Agarwal	2006/0274244	A1	12/2006	Battiatto
7,815,712	B2	10/2010	Liu	2006/0287190	A1	12/2006	Eddaoudi
7,815,716	B2	10/2010	Muller	2006/0290843	A1	12/2006	Epstein
7,820,282	B2	10/2010	Haas	2006/0290845	A1	12/2006	Hebrink
7,824,473	B2	11/2010	Mirkin	2007/0010702	A1	1/2007	Wang
7,838,056	B2	11/2010	Forgac	2007/0031415	A1	2/2007	Kinashi
7,842,827	B2	11/2010	Schubert	2007/0059687	A1	3/2007	Ohno
				2007/0062625	A1	3/2007	Koster

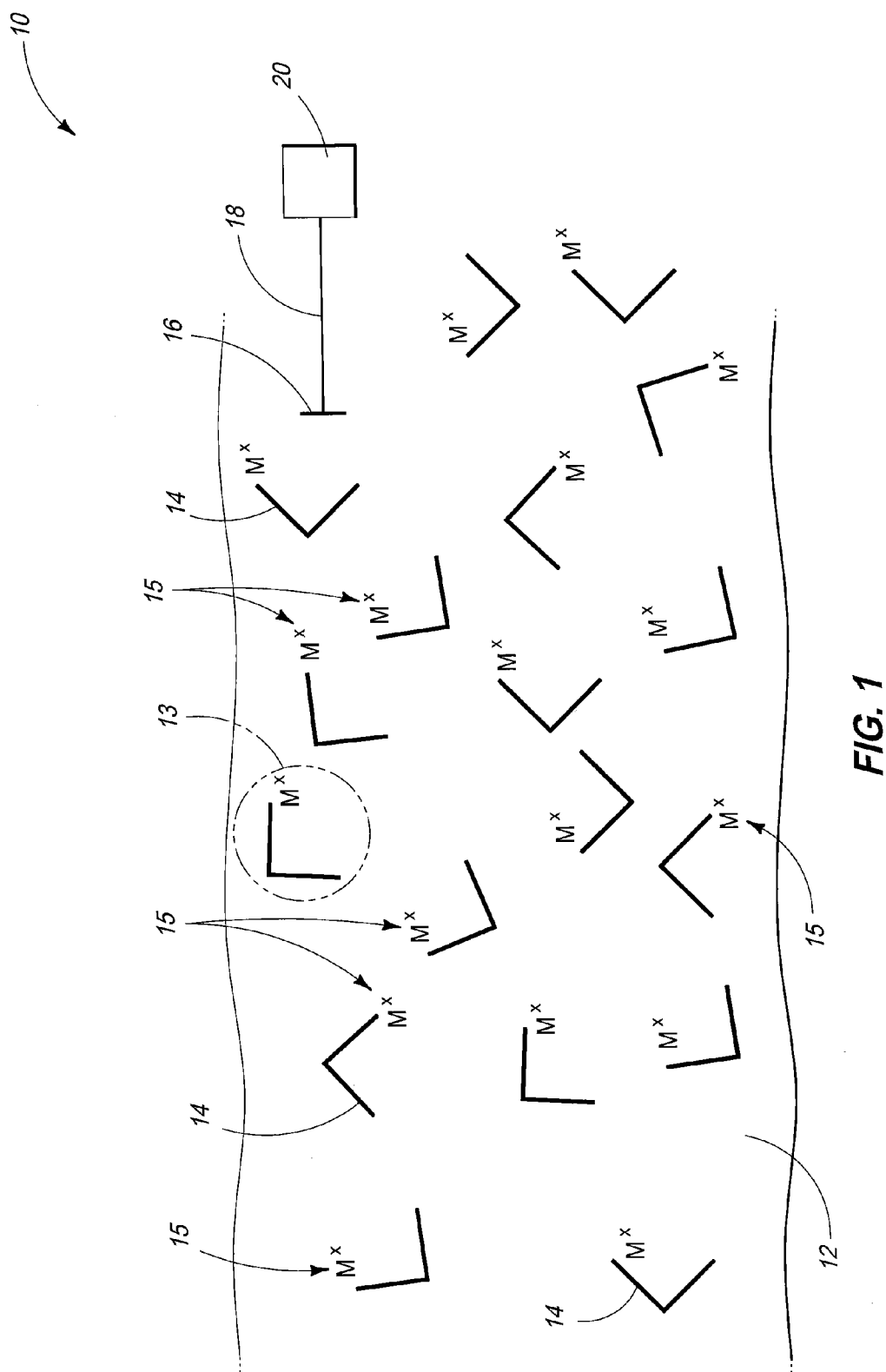
2007/0083333	A1	4/2007	Vitiello	2009/0169857	A1	7/2009	Fischer
2007/0104803	A1	5/2007	Chen	2009/0183996	A1	7/2009	Richter
2007/0105122	A1	5/2007	Ota	2009/0198079	A1	8/2009	Schubert
2007/0112015	A1	5/2007	Hurt	2009/0229461	A1	9/2009	Jeng
2007/0141431	A1	6/2007	Wang	2009/0247654	A1	10/2009	Rajendran
2007/0190068	A1	8/2007	Hart	2009/0263656	A1	10/2009	Chae
2007/0202038	A1	8/2007	Yaghi	2009/0275619	A1	11/2009	Boueres
2007/0203267	A1	8/2007	Richard	2009/0277837	A1	11/2009	Liu
2007/0209505	A1	9/2007	Liu	2009/0281341	A1	11/2009	Schubert
2007/0236413	A1	10/2007	Gehlsen	2009/0301902	A1	12/2009	Gogotsi
2007/0236628	A1	10/2007	Epstein	2009/0305040	A1	12/2009	Schubert
2007/0287684	A1	12/2007	Chaudry	2009/0306420	A1	12/2009	Schubert
2008/0044580	A1	2/2008	Marte	2010/0006454	A1	1/2010	Gruenwald
2008/0111114	A1	5/2008	Gilbert	2010/0022791	A1	1/2010	Ihm
2008/0128941	A1	6/2008	Lopez	2010/0029476	A1	2/2010	Trukhan
2008/0142440	A1	6/2008	Liu	2010/0034411	A1	2/2010	Mellow
2008/0161232	A1	7/2008	Hummel	2010/0036145	A1	2/2010	Kim
2008/0175780	A1	7/2008	Pez	2010/0064888	A1	3/2010	Schubert
2008/0177098	A1	7/2008	Bahnmuller	2010/0069234	A1	3/2010	Willis
2008/0190289	A1	8/2008	Muller	2010/0072424	A1	3/2010	Petoud
2008/0207673	A1	8/2008	Xilinas	2010/0075123	A1	3/2010	Masel
2008/0210901	A1	9/2008	Giannantonio	2010/0075294	A1	3/2010	Dryden
2008/0217562	A1	9/2008	Saito	2010/0075295	A1	3/2010	Dryden
2008/0226560	A1	9/2008	Das Gupta	2010/0076220	A1	3/2010	Schubert
2008/0241112	A1	10/2008	Westenfelder	2010/0081186	A1	4/2010	Lee
2008/0242837	A1	10/2008	Khan	2010/0093879	A1	4/2010	Lloyd
2008/0257475	A1	10/2008	Fleming	2010/0125957	A1	5/2010	Hong
2008/0292921	A1	11/2008	Lakshmanan	2010/0126344	A1	5/2010	Stein
2008/0295691	A1	12/2008	Liu	2010/0132359	A1	6/2010	Minhas
2008/0295692	A1	12/2008	Liu	2010/0132549	A1	6/2010	Yaghi
2008/0296527	A1	12/2008	Liu	2010/0133171	A1	6/2010	Liu
2008/0299538	A1	12/2008	Goodrich	2010/0133280	A1	6/2010	Stein
2008/0300336	A1	12/2008	Liu	2010/0143693	A1	6/2010	Yaghi
2008/0300387	A1	12/2008	Schubert	2010/0154635	A1	6/2010	Schubert
2009/0005243	A1	1/2009	Goddard	2010/0166644	A1	7/2010	Schubert
2009/0032023	A1	2/2009	Pastre	2010/0170393	A1	7/2010	Zhou
2009/0048233	A1	2/2009	Rao	2010/0170395	A1	7/2010	Farha
2009/0060839	A1	3/2009	Boyes	2010/0176031	A1	7/2010	Jacobson
2009/0060840	A1	3/2009	Boyes	2010/0186588	A1	7/2010	Yaghi
2009/0060890	A1	3/2009	Humes	2010/0200433	A1	8/2010	Stahley
2009/0062409	A1	3/2009	Matzger	2010/0209354	A1	8/2010	Horcajada-Cortes
2009/0062498	A1	3/2009	Matzger	2010/0226991	A1	9/2010	Horcajada-Cortes
2009/0062874	A1	3/2009	Tracey	2010/0258004	A1	10/2010	Matzger
2009/0067048	A1	3/2009	Battiato	2010/0269952	A1	10/2010	Wynne
2009/0068051	A1	3/2009	Gross	2010/0282080	A1	11/2010	Omary
2009/0071932	A1	3/2009	Floyd	2010/0286022	A1	11/2010	Yaghi
2009/0071933	A1	3/2009	Floyd	2010/0316538	A1	12/2010	Buelow
2009/0074646	A1	3/2009	Sasagawa	2010/0319534	A1	12/2010	Currier
2009/0075831	A1	3/2009	Russwurm	2010/0320294	A1	12/2010	Neumann
2009/0081296	A1	3/2009	Humes	2010/0331436	A1	12/2010	Qiu
2009/0092818	A1	4/2009	Kiener				
2009/0126566	A1	5/2009	Liu				
2009/0126567	A1	5/2009	Liu				
2009/0126570	A1	5/2009	Liu				
2009/0127197	A1	5/2009	Liu				
2009/0131242	A1	5/2009	Liu				
2009/0152755	A1	6/2009	Liu				
2009/0152763	A1	6/2009	Liu				
2009/0155464	A1	6/2009	Liu				

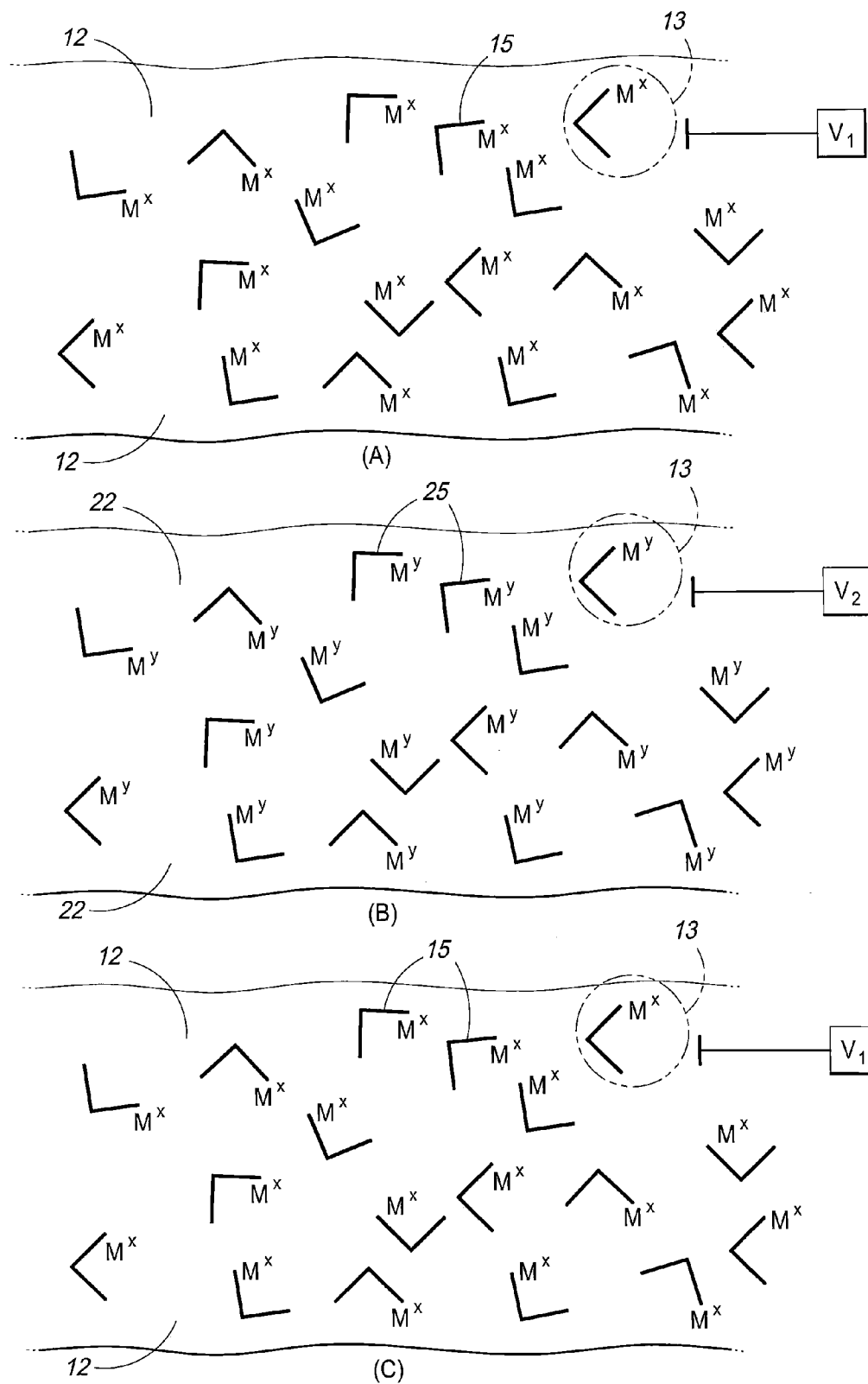
OTHER PUBLICATIONS

WO PCT/US2011/030960, Writ. Opin, Jun. 29, 2011, Battelle Memorial Institute.

Motkuri et al., "Dehydrated Prussian Blues for CO₂ Storage and Separation Applications" CrystEngComm, 2010, 12, pp. 4003-4006.

* cited by examiner



**FIG. 2**

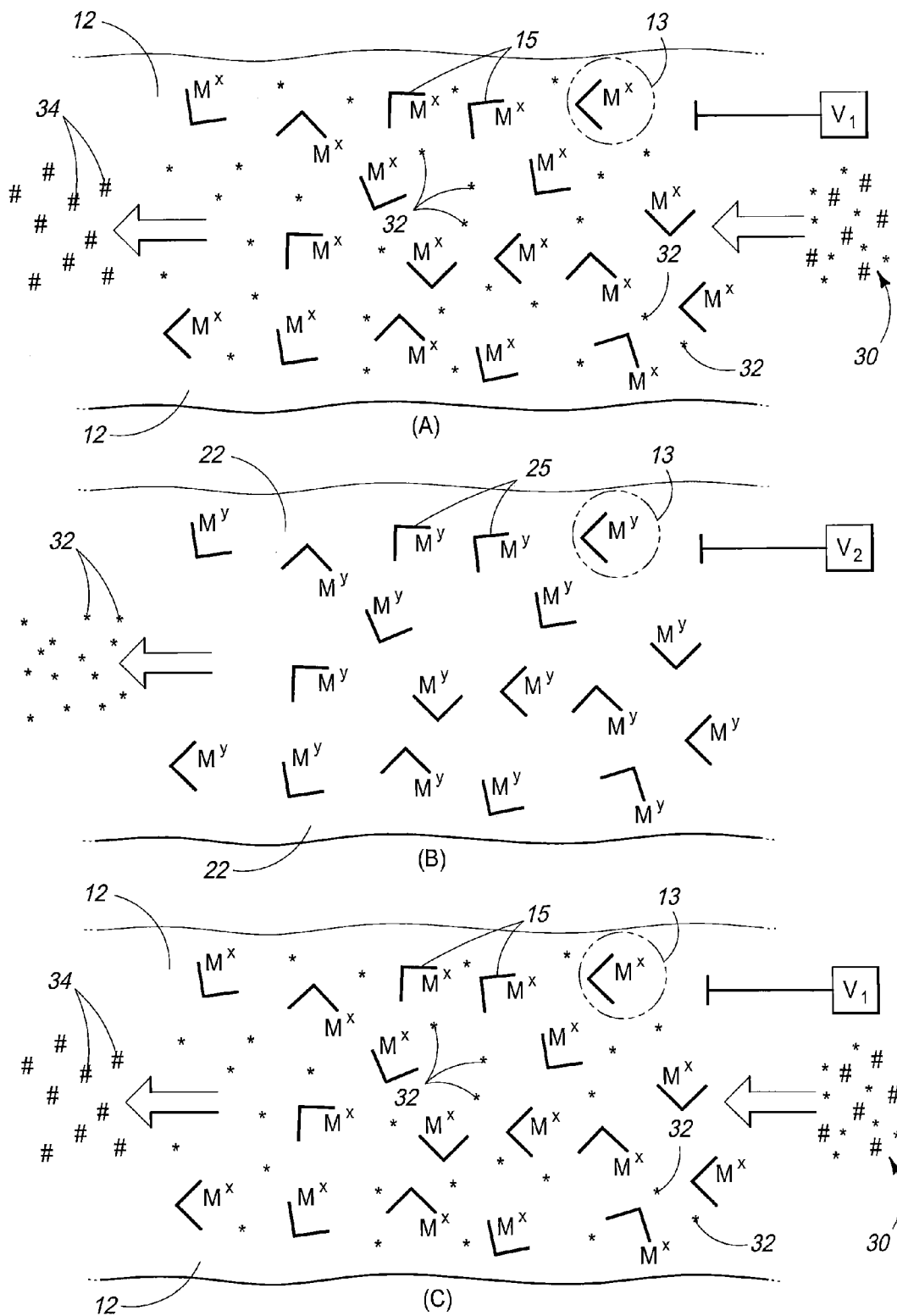
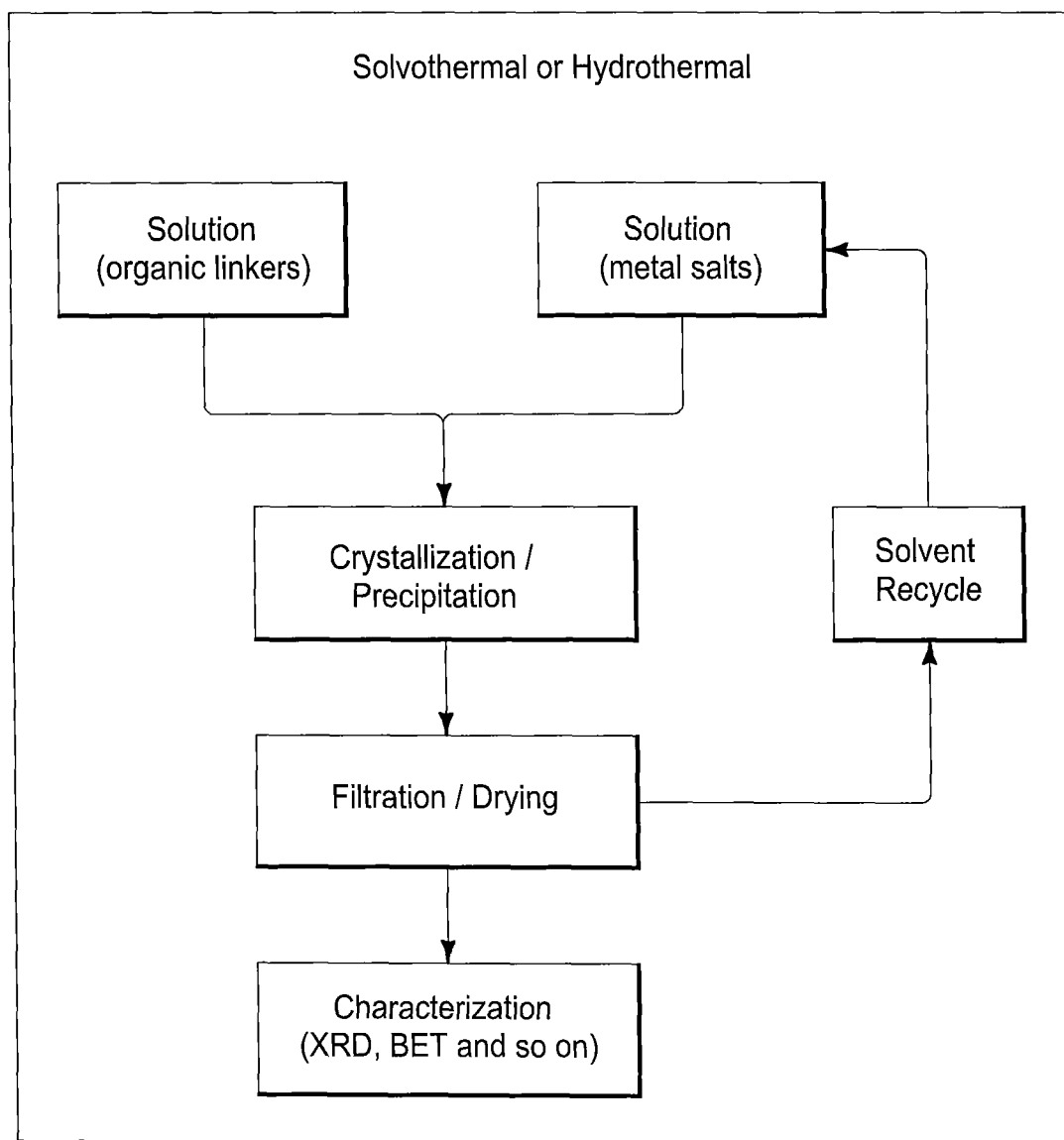


FIG. 3

**FIG. 4**

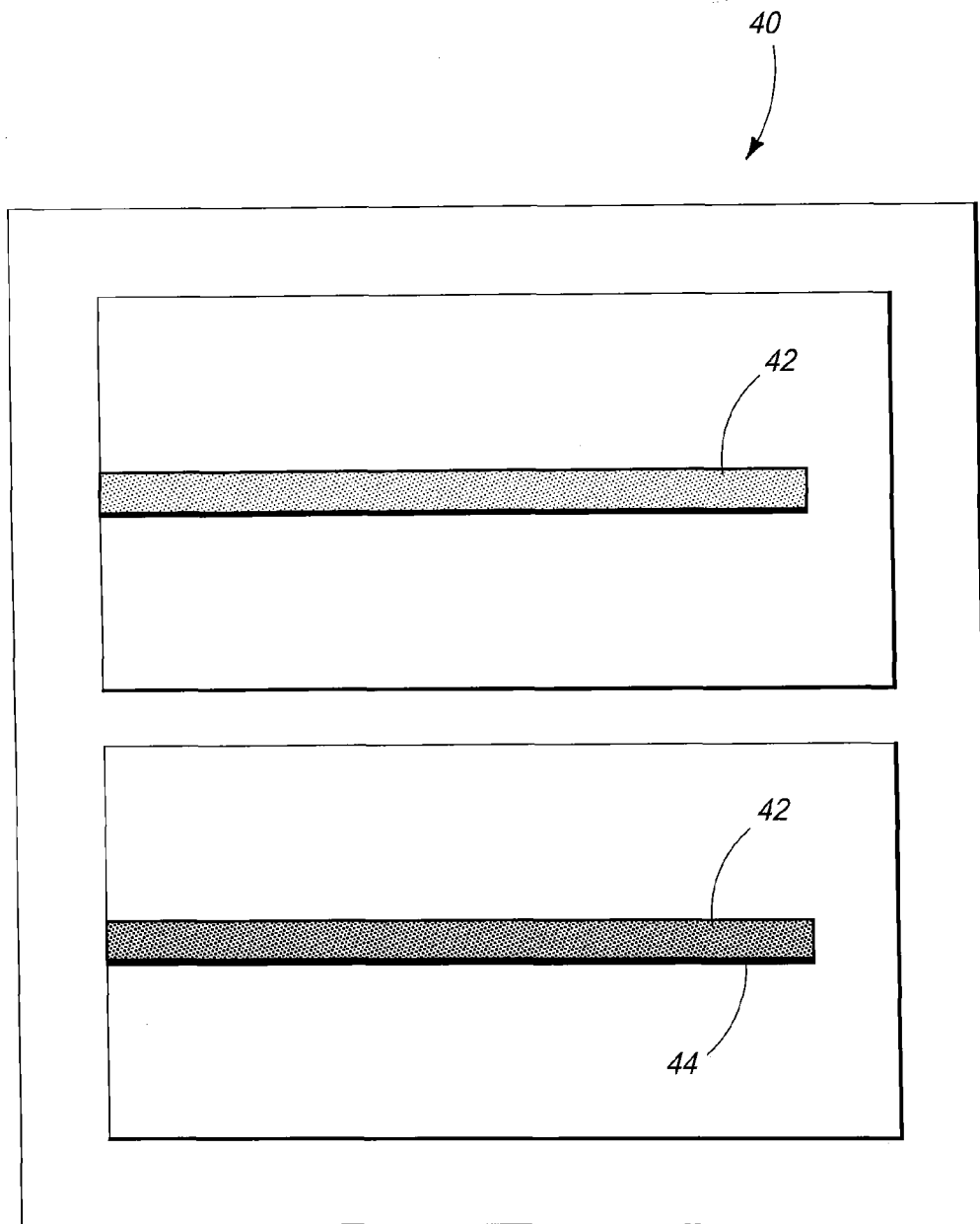


FIG. 5

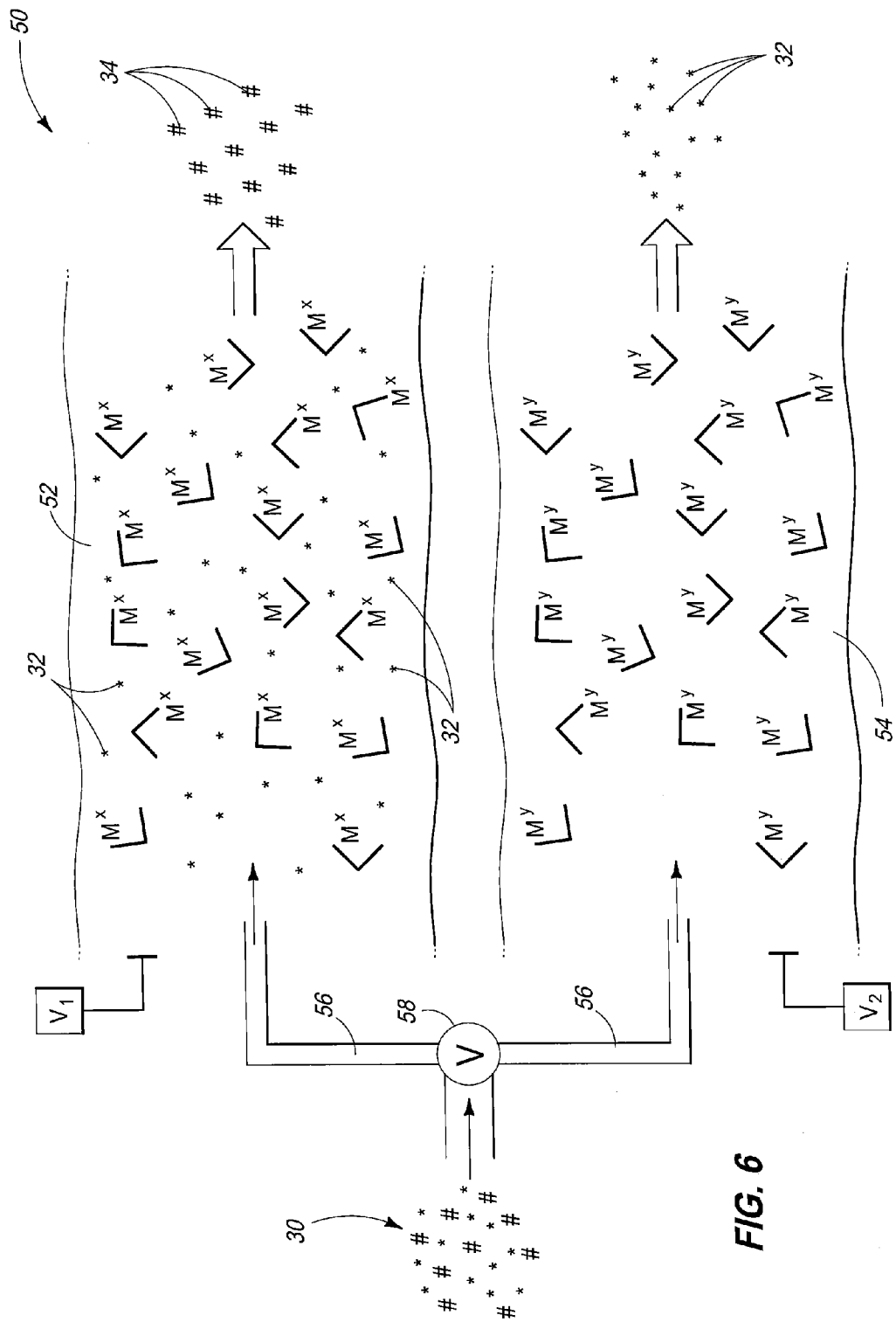


FIG. 6

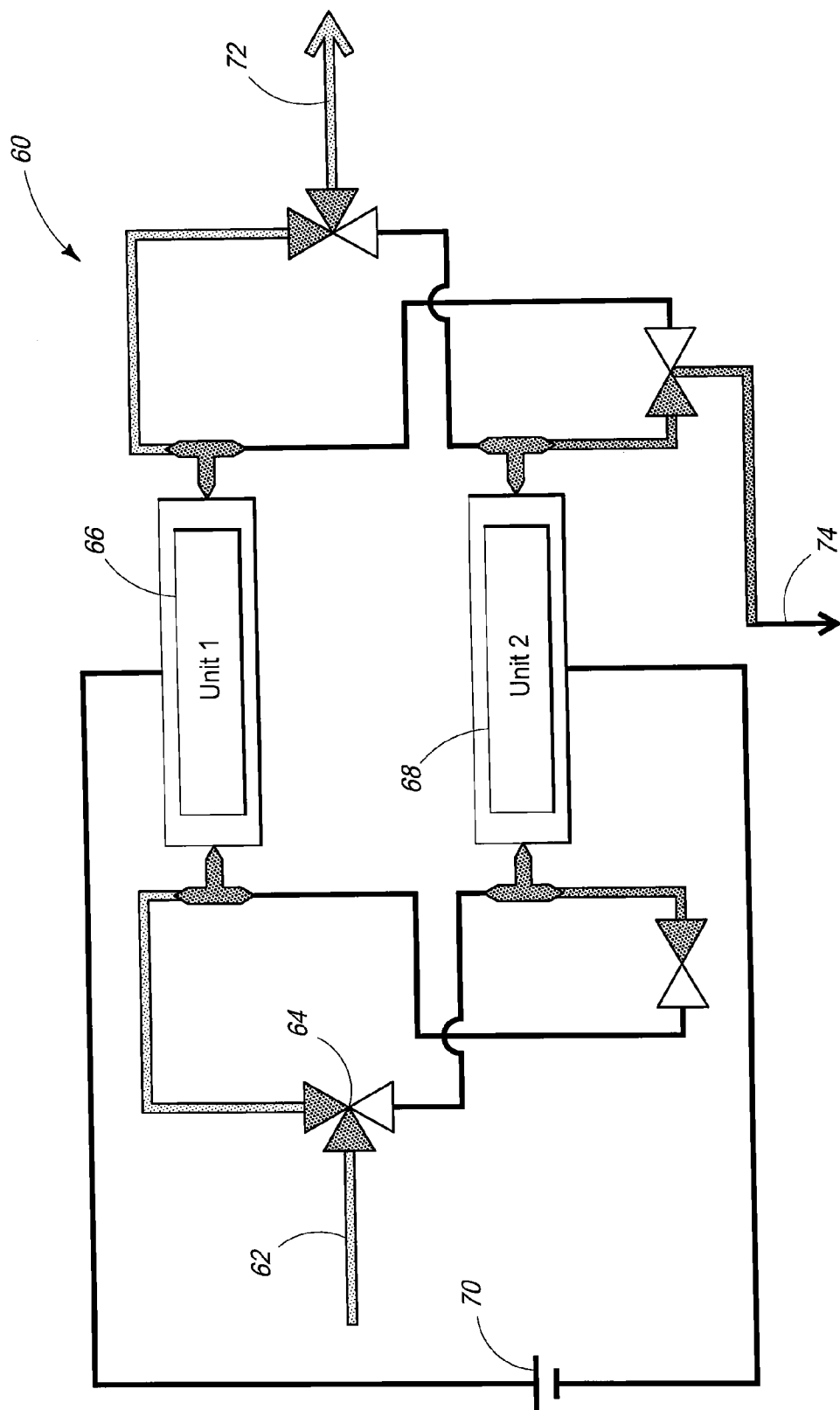


FIG. 7

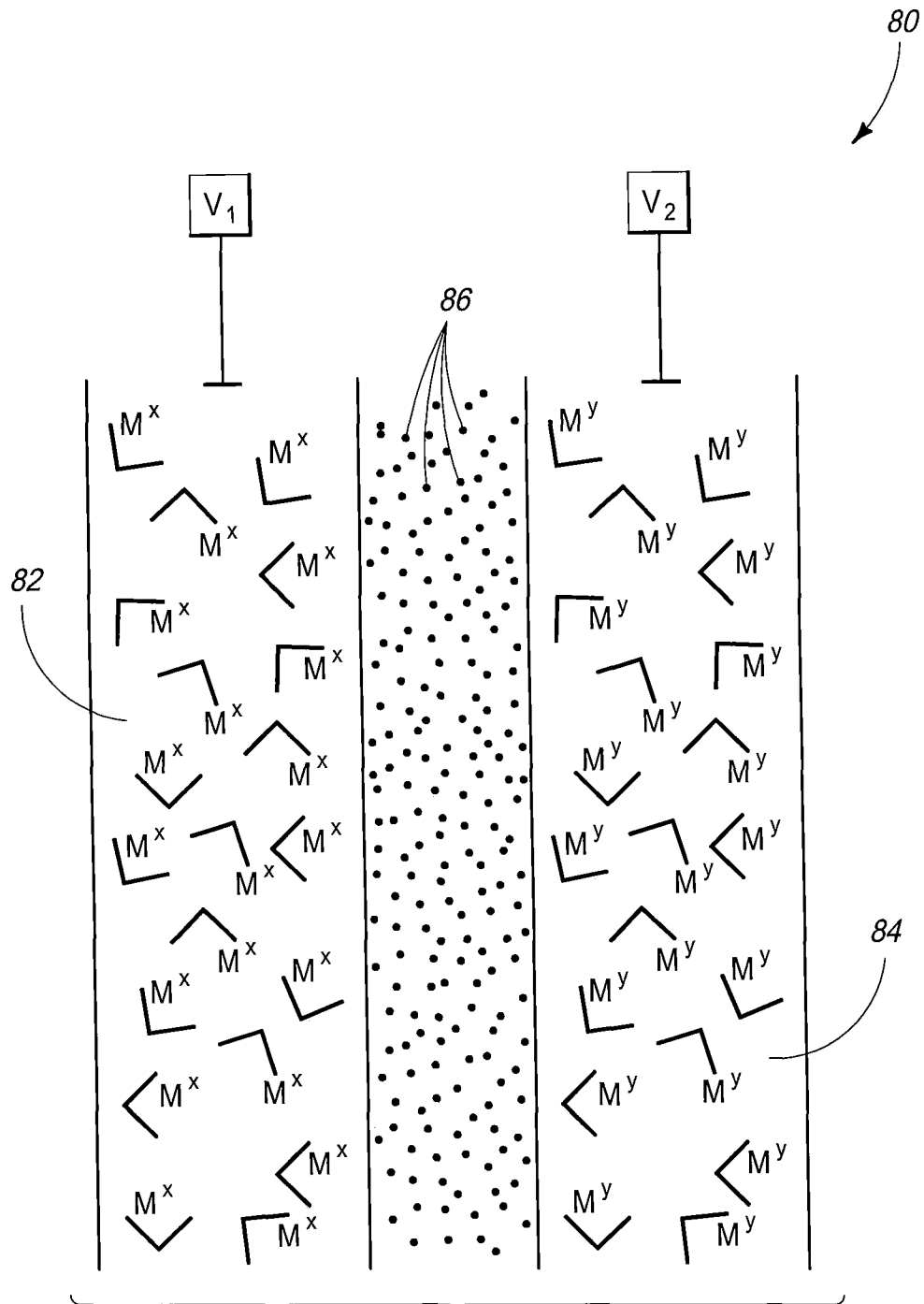
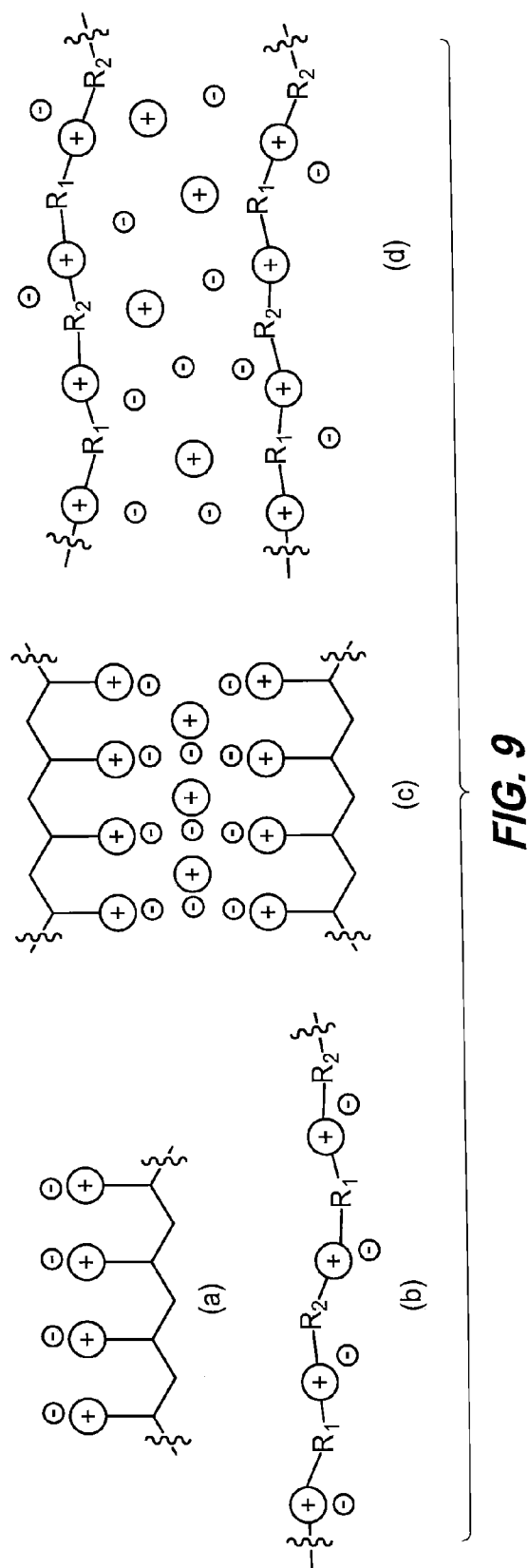


FIG. 8



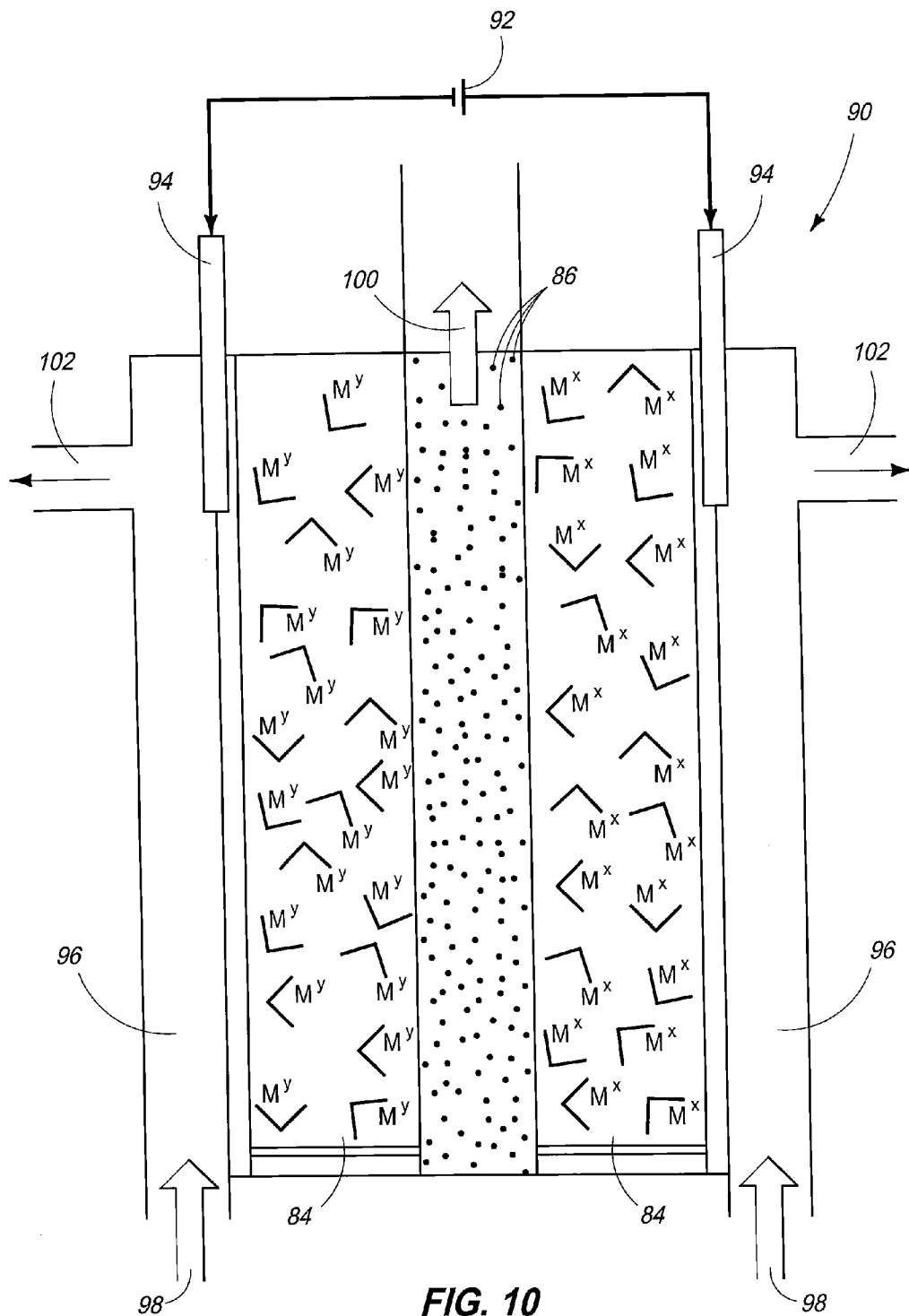
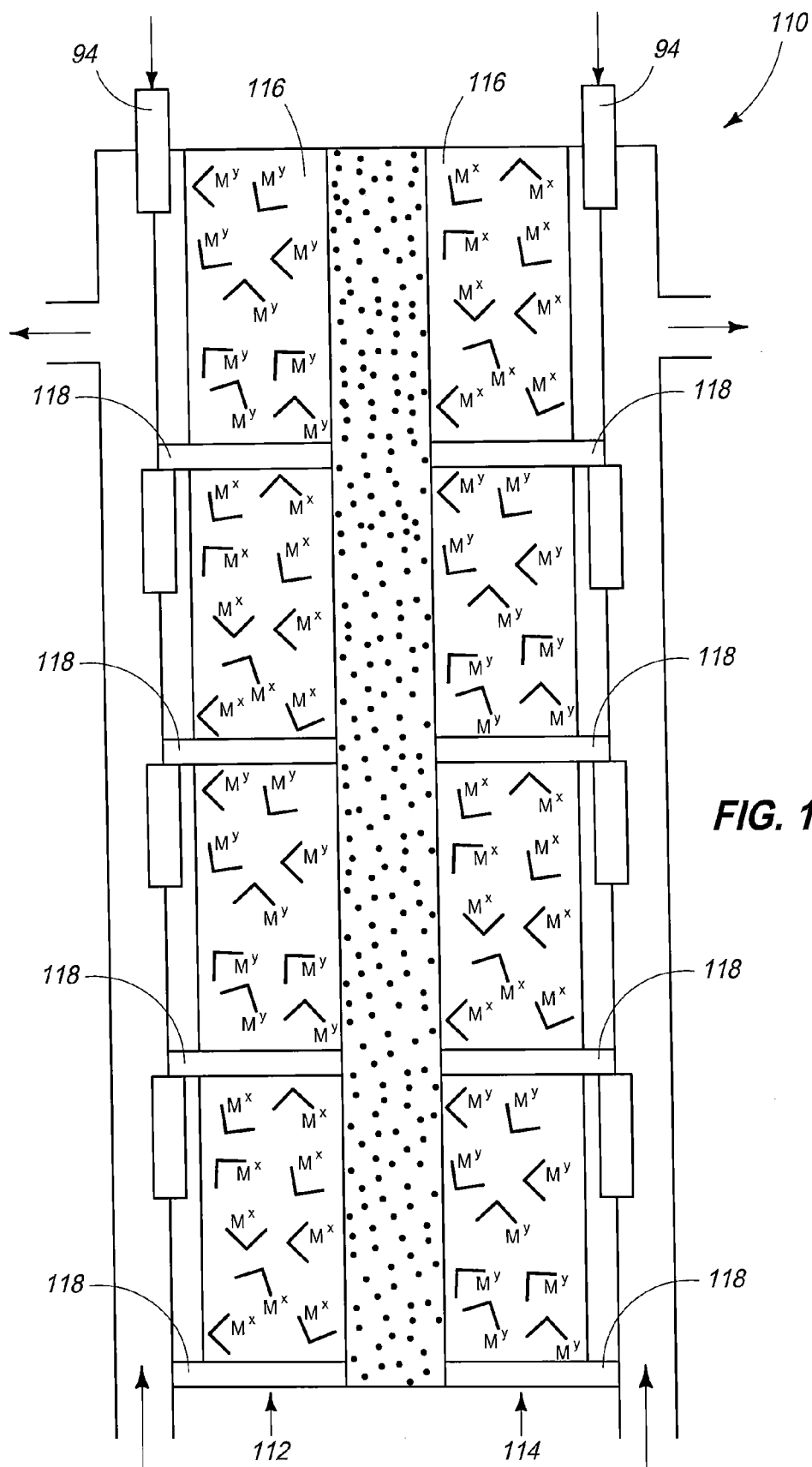


FIG. 10



1

**METHODS FOR ASSOCIATING OR
DISSOCIATING GUEST MATERIALS WITH A
METAL ORGANIC FRAMEWORK, SYSTEMS
FOR ASSOCIATING OR DISSOCIATING
GUEST MATERIALS WITHIN A SERIES OF
METAL ORGANIC FRAMEWORKS, AND GAS
SEPARATION ASSEMBLIES**

**CROSS REFERENCE TO RELATED
APPLICATION**

This application claims priority to U.S. Provisional Patent Application Ser. No. 61/320,445 which was filed on Apr. 2, 2010, the entirety of which is incorporated by reference herein.

TECHNICAL FIELD

The present disclosure relates to the use of metal organic frameworks.

BACKGROUND

Recently, metal organic frameworks have been proposed for use in various capacities. These capacities include but are not limited to the separation of molecules or materials from mixtures that include the molecules or materials. As an example, in various applications, metal organic frameworks have been proposed for use as materials that can be used to separate carbon dioxide from methane, for example.

In accordance with other applications, metal organic frameworks have also been utilized to retain certain molecules in higher density than they would be retained at when super pressurized. As an example, metal organic frameworks have been proposed for use as hydrogen storage tanks.

In these applications, in the past, the metal organic frameworks have been configured to selectively adsorb or desorb or associate or dissociate certain materials. As an example, the temperature and/or pressure of the metal organic framework can be manipulated, as well as the chemical and/or geometric structure of the metal organic framework, to facilitate either the association or adsorption, or the dissociation or desorption of the specific materials.

The present disclosure provides methods for using metal organic frameworks as well as systems that include metal organic frameworks and assemblies that include metal organic frameworks.

BRIEF DESCRIPTION OF THE DRAWINGS

Embodiments of the disclosure are described below with reference to the following accompanying drawings.

FIG. 1 is a configuration of a metal organic framework according to an embodiment of the disclosure.

FIG. 2 represents configurations of metal organic frameworks according to an embodiment of the disclosure.

FIG. 3 represents configurations of metal organic framework and mixtures that include guest materials depicted according to an embodiment of the disclosure.

FIG. 4 is a synthetic scheme of a metal organic framework according to an embodiment of the disclosure.

FIG. 5 represents a configuration of metal organic framework according to an embodiment of the disclosure.

FIG. 6 represents a system including metal organic frameworks according to an embodiment of the disclosure.

FIG. 7 represents a system including metal organic framework according to an embodiment of the disclosure.

2

FIG. 8 represents a system including metal organic framework according to an embodiment of the disclosure.

FIG. 9 represents electrolyte structures according to an embodiment of the disclosure.

FIG. 10 represents a system including metal organic framework according to an embodiment of the disclosure.

FIG. 11 represents a system including metal organic framework according to an embodiment of the disclosure.

DESCRIPTION

This disclosure is submitted in furtherance of the constitutional purposes of the U.S. Patent Laws "to promote the progress of science and useful arts" (Article 1, Section 8).

Methods for releasing associated guest materials from a metal organic framework are provided with example methods including altering the oxidation state of at least a portion of the metal of the metal organic framework to dissociate at least a portion of the guest materials from the framework. Example methods for associating guest materials with a metal organic framework are also provided with example methods including altering the oxidation state of at least a portion of the metal of the metal organic framework to associate at least a portion of the guest materials with the framework.

Methods are provided for selectively associating or dissociating guest materials with a metal organic framework. Example methods can include altering the oxidation state of at least a portion of the metal of the metal organic framework to associate or dissociate at least a portion of the guest materials with the framework.

Systems for associating or dissociating guest materials within a series of metal organic frameworks are provided. Example systems can include at least two individual metal organic frameworks, with one of the individual metal organic frameworks configured to dissociate guest materials, and the other configured to associate guest materials. One framework can include at least some metals of one oxidation state and the other framework can include the same metals of another oxidation state.

Gas separation assemblies are provided. Example assemblies can include a plurality of individual cells housing metal organic framework, with the plurality comprising at least one series of cells and another series of cells. Each series can include at least two electrically isolated individual cells. The assemblies can also include a channel between the one series of cells and the other series of cells. Power sources and a controller coupled to both the assembly and the power source can also be included in certain embodiments.

The methods, systems, and assemblies of the present disclosure will be described with reference to FIGS. 1-11. Referring first to FIG. 1, a metal organic framework configuration 10 is shown that includes metal organic framework 12 conductively coupled via contact 16 and conductive conduit 18 to power source 20. Framework 12 can include metals coupled to organic components. Framework 12 may be configured to define open sites designed to receive guest materials. The open sites may be defined by more than one metal organic complex, for example. At least a portion of the metals of the metal organic framework should be electrically responsive. More than one metal may be included in metal organic complex 13 having organic portion 14 and metal portion 15.

Metal portion 15 of complex 13 can include metals and, according to example implementations, the oxidation state of at least some of the metals will change upon application of differing voltages to the framework. The metals can include transition state metals. In accordance with example implementations, upon changing the oxidation state of some of the

metals, some of the previously open sites will become closed or some of the previously closed sites will become open to receive guest materials. Example metals can include Ti, Zr, Hf, Rf, V, Nb, Ta, Db, Cr, Mo, W, Sg, Mn, Tc, Re, Bh, Fe, Ru, Os, Hs, Co, Rh, Ir, Pt, Ds, Cu, Ag, Au, Zn, and Rg. At least a portion of framework 12 can include one or more of these metals in a charged state.

For example metal portion 15 can include mixed valence metals (M^{2+}/M^{3+}) complexed with the organic portion; M^{2+} =Fe, Cd, Co, Cu, Mn, Ni, and Zn; and M^{3+} =Fe or Co, for example. According to specific implementations, the metal portion can include (Fe^{2+}/Fe^{3+}), and this metal may be complexed as $Fe_3^{2+}[Fe^{3+}(CN)_6]_2$ or $Fe_3^{3+}[Fe^{3+}(CN)_6]_2$, with the former being a different oxidation state than the latter under differing electrical conditions. These mixed valence metal complexes may include tetrakis[4-(pyridyl)oxamethyl]methane as an organic component, for example. Prussian blue having the metal complex $M^{3+}[Co(CN)_6]_2$ (M =Co, Zn), may be utilized as well. The guest material can contain carbon dioxide, for example. Mixed valence forms of the framework may show a greater affinity for carbon dioxide than univalent forms.

In accordance with example implementations, the organic portion 14 may be referred to as a ligand that coordinates the metal of the framework. The ligand may be multidentate, for example. The organic portion can be a conductive organic portion. Example organic portions can include but are not limited to straight chain hydrocarbon and/or aromatic rings. These metals may be complexed with organic portions such as 2,5-dihydroxy terephthalic acid (DHTA) which can form both the tetraanionic form 2,5-dioxido-1,4-benzenedicarboxylate (COBDC), wherein both the zyxoxide and carboxylate moieties may act as ligands to the metal and the dianionic form 2,5-dihydroxy-1,4-benzene-dicarboxylate (DHBDC), where only the carboxylate moieties may act as ligands to the metal and the alcohol remains protonated. The metal organic complex can include metallocenes or calixarenes for example. In accordance with example implementations, the ligand of the metal organic complex can be substantially conductive. Example organic portions of the metal organic complex can include but are not limited to tetrakis[4-(pyridyl)oxamethyl]methane or p-tert-butylcalix[4]arene.

Contact 16 can be in electrical communication with at least a portion of the metal of the metal organic framework. In accordance with example implementations, contact 16 may be in electrical communication with the organic portion of the metal organic framework and the organic portion can provide electrical communication to at least a portion of the metal of the metal organic framework. Electrical input to contact 16 from power source 20 may be controlled with a controller (not shown). The controller may be programmable and/or may be coupled to a computer operating system (not shown). In accordance with example implementations, the controller may be manipulated to provide a desired voltage to framework 12, the voltage corresponding to the association/dissociation of guest materials. Utilizing the power source and the controller voltammetry as well as cyclic voltammetry can be applied to framework 12.

Framework 12 of FIG. 1 is depicted without a substrate. In accordance with example implementations, framework 12 may be associated with a substrate. In specific implementations, framework 12 may be bonded to a substrate and/or supported by or within a substrate. In accordance with example configurations, framework 12 may be within a housing, such as a conduit, including tubular conduits. In accordance with other configurations, framework 12 may be supported by a substrate with the substrate being a substantially open support

such as a platform, or in other configurations, framework 12 may be supported by the exterior of a conduit, such as tubular conduit configured to contain framework and/or other materials therein. In accordance with example implementations, framework 12 can be applied to or within a substrate as a thin film.

Referring next to FIG. 2, configurations of metal organic frameworks according to an embodiment of the disclosure are shown. Referring first to 2(A), framework 12 is depicted having a metal portion 15 (M^X), representing complex 13 having an M^X oxidation state. Framework 12 has a voltage V_1 being applied thereto to maintain the M^X oxidation state. Referring next to 2(B), framework 22 is shown having complex 13 with metal portion 25 (M^Y), representing the M^Y oxidation state. Framework 22 has a voltage V_2 being applied thereto to maintain the M^Y oxidation state. In accordance with example implementations, the M^X oxidation state is different than the M^Y oxidation state. The change in oxidation state can be facilitated by altering the voltage applied to the framework. As an example, frameworks 12 and 22 can be substantially the same, but with application of V_1 the oxidation state is M^X , and with application of V_2 the oxidation state is M^Y . In accordance with example implementations, the metal of the metal organic framework can be electrochemically altered. According to example implementations the oxidation state of at least some of the metals of the metal organic framework can be changed by altering the voltage applied to the metal and/or the metal organic framework. In example implementations V_1 would be different than V_2 . Referring next to 2(C), at least a portion of the framework 12 is shown having complexes 13 including portion 15 (M^X) having voltage V_1 being applied thereto. In accordance with example implementations, framework 22 of 2(B) can be altered to reflect framework 12 of 2(C) by altering V_2 to V_1 . According to specific implementations, by transitioning from 2(A)-2(C), framework 12 can transition from having metal portions 15 through metal portions 25 to metal portions 15 again.

Referring next to FIG. 3, configurations of metal organic framework and mixtures that include guest materials are depicted according to an embodiment of the disclosure. Referring first to 3(A), framework 12 is shown having V_1 applied thereto to maintain M^X oxidation states of at least some of metal portions 15 of complexes 13.

In accordance with example implementations, mixture 30 can be exposed or provided to framework 12. Mixture 30 can include guest material 32 (*). Material 32 can be a material that is desired to be separated from mixture 30. Example materials include but are not limited to carbon dioxide, and mixture 30 may include components of flue gas with the components other than carbon dioxide being represented as a remainder of the mixture 34 (#). Mixture 34 can further include combustion products and/or carbon dioxide and water for example. In accordance with other implementations, guest material 32 may be exposed or provided to framework 12 in substantially pure form. For example, carbon dioxide, hydrofluorocarbons (HFC's), refrigerants, N_2 , He, butane, propane, pentane, ammonia, and freon may be desired as a guest material and metal organic frameworks having dynamically modifiable metal portions may be configured to associate with or adsorb same.

In accordance with 3(A), mixture 30 is provided to framework 12 and at least some of material 32 is retained while material 34 is not. Accordingly, methods for associating guest materials with a metal organic framework are provided with the method including altering the oxidation state of at least a portion of the metal of the metal organic framework to associate at least a portion of the guest materials with the frame-

5

work. Further, methods for exposing a mixture to the metal organic framework are provided with the mixture comprising the guest materials and other materials, and at least a portion of the other materials not being associated with the metal organic framework upon the exposing. Referring to 3(B), V_2 can be applied to form framework 22 from framework 12 with framework 22 including complexes 13 having metal portions 25 (M^P). Upon changing at least some of the oxidation state of M^X to M^P , at least some of guest material 32 dissociates or desorbs from framework 22 as substantially pure guest material 32. Accordingly, a method for releasing associated guest materials from a metal organic framework is provided with the method including altering the oxidation state of at least a portion of the metal of the metal organic framework to dissociate at least a portion of the guest materials from the framework. Referring to 3(C), V_1 can be applied to again substantially form framework 12 from framework 22 with framework 12 including complexes 13 having metal portions 15 (M^X). Upon returning the oxidation state of M^P to M^X , mixture 30 can be exposed to framework 12 to associate or adsorb guest material 32 with or to framework 12.

In accordance with example implementations, Prussian Blue and Prussian Green analogs of metal organic frameworks can be synthesized. Synthesis of the mixed-metal organic sorbents based on Prussian blue analogues and DHTA sorbents can be performed using the synthesis as outlined in FIG. 4. Prussian blues of chemical formula $M_3^{2+}[M^{3+}(\text{CN})_6]_2\text{XH}_2\text{O}$ can be prepared from octahedral $M^{3+}(\text{CN})_6^{3-}$ complexes bridged onto a cubic lattice by M^{2+} ions ($M^{3+}=\text{Co}$; $M^{2+}=\text{Cd, Co, Cu, Mn, Ni, Zn}$). Prussian blue analogues with two different oxidation states in the solid state, such as $\text{Fe}_3^{2+}[\text{Fe}^{3+}(\text{CN})_6]_2$, and univalent oxidation state $\text{Fe}_3^{3+}[\text{Fe}^{3+}(\text{CN})_6]$, can be synthesized for basic physical property and electrochemical characterization.

Additionally, mixed valence DHTA based metal-organic sorbents can be synthesized by dissolving 2,5-dihydroxyterephthalic acid in ethanol water mixture (1:1) in a Teflon autoclave. An aqueous sodium hydroxide solution can be added to this solution while stirring. Two salts containing metals in different oxidation states may then be dissolved in water in a 1:1 ratio and added to the Teflon autoclave, upon which a precipitate may form. After allowing the mixture to react at 110° C. for several days, a mixed valence state DHTA sorbent should form. Upon production of the desired mixed valence form, templating methods may be used to enhance yields.

Sorbent materials successfully synthesized can be fully characterized using various spectroscopic techniques including single-crystal x-ray diffraction, powder x-ray diffraction, BET surface analysis, differential scanning calorimetry, and thermogravimetric analysis. Adsorption isotherm data can be collected on both the multivalent and univalent forms to determine the net working adsorption capacity using an IGA-100 gas analyzer coupled with a breakthrough reactor and mass spectrometer. The IGA-100 is designed to study the multi-component gas and/or vapor sorption processes from vacuum to high pressure under dynamic flow-through conditions. Mixtures of up to three different gases can be introduced in the system.

In accordance with example implementations, $\text{Fe}(2+)$ and $\text{Fe}(3+)$ oxidation states can be synthesized by adding the saturated solution of $\text{K}_4[\text{Fe}(\text{CN})_6]$ (1.39 g in 5 mL of DI water) to a saturated solution of $\text{Fe}(3+)\text{Cl}_3$ (3.7 g in 5 mL of DI water) at room temperature. Upon the addition of the $\text{K}_4[\text{Fe}(\text{CN})_6]$, the color of the reaction mixture can change to blue spontaneously indicating the formation of Prussian blue. Filtration can follow with washings of water leading to the

6

formation of pure Prussian blue ($\text{Fe}_3^{2+}[\text{Fe}^{3+}(\text{CN})_6]_2$). Prussian green may also be synthesized by hydrothermal reaction of $\text{K}_3[\text{Fe}(\text{CN})_6]$ and $\text{Na}_2\text{S}_2\text{O}_3$ in 10 ml of DI water followed by the autoclave heating at 130° C. for two days, which can result in the formation of a solid green product.

To evaluate the uptake of gas materials such as CO_2 at room temperature, both the green and blue samples can be activated overnight at 150° C. The blue material can show uptake of 10 wt % CO_2 selectively over N_2 at 1 bar pressure with the Prussian green not showing any CO_2 uptake. In accordance with example implementations, it has been demonstrated that the oxidized form of this metal organic framework can result in the collapse of cavities present in the mixed valence form.

Prussian blue thin films can be deposited on glassy carbon PEEK incased electrodes using prepared 0.01 M solutions of FeCl_3 and $\text{K}_3[\text{Fe}(\text{CN})_6]$ using 0.01 N HCl. Repetitive potential cycling between 1.0 and -0.20 V versus Ag/AgCl of GCE in the equimolar solution of FeCl_3 and $\text{K}_3[\text{Fe}(\text{CN})_6]$ can result in the formation of Prussian blue thin film as represented in FIG. 4, wherein the glassy carbon PEEK electrode is represented as 42 and the thin film Prussian blue 44 is demonstrated as electrically deposited on electrode 42. The electrode can be thoroughly rinsed with water and transferred to another cell containing 1 M KCl solution. The electrodes can be subjected to repetitive potential cycling between 1.0 and -0.20 V versus Ag/AgCl at 0.1 V/s. Cyclic voltammetry measurements can demonstrate the reduction and the oxidation of $\text{Fe}(2+)/\text{Fe}(3+)$ upon cycling the potentials between 0.16 V and 0.8 V.

In accordance with 3(A)-3(B) and with reference to FIG. 5, methods for selectively associating or dissociating guest materials with a metal organic framework are provided. The methods can include altering the oxidation state of at least a portion of the metal of the metal organic framework to associate or dissociate at least a portion of the guest materials with the framework. These methods can also include exposing a mixture to the metal organic framework with the mixture including the guest materials and other materials. At least a portion of the other materials may not be associated with the metal organic framework upon the exposing, for example. In accordance with example implementations, the methods can include: ceasing the exposing; altering the oxidation state of the portion of the metal; and dissociating at least a portion of the guest materials from the metal organic framework. Further, the methods can include, after the dissociating, altering the oxidation state of the portion of the metal to return the oxidation state to an associating oxidation state; after the altering, exposing the mixture to the metal organic framework; and associating at least a portion of the guest material of the mixture with the metal organic framework. In accordance with implementations of these methods, the altering can include applying a predetermined voltage to the metal organic framework.

Referring to FIG. 6 an example system 50 including metal organic frameworks 52 and 54 is shown according to an embodiment of the disclosure. In accordance with example implementations, system 50 can be a system for associating or dissociating guest materials within a series of metal organic frameworks. System 50 can include at least two individual metal organic frameworks 52 and 54 respectively. Metal organic framework 54 can be configured to dissociate guest materials 32 and framework 52 can be configured to associate guest material 32. In accordance with an example embodiment, framework 54 includes at least some metals of one oxidation state (M^P) and framework 52 includes the same metals of another oxidation state (M^X). While not shown, system 50 can include a power source, and a controller opera-

tively coupled to both the power source and the metal organic frameworks (V_1 and V_2). System **50** can also include a conduit **56** extending to a valve **58** in fluid communication with both metal organic frameworks **52** and **54**. Valve **58** may be operable by a motor (not shown) and system **50** can include a controller (not shown) configured to operate the motor of valve **58** as well as the power supply to V_1 and V_2 . Accordingly, system **50** may be configured to continuously adsorb and desorb guest materials from the frameworks by selectively providing and denying mixture to individual frameworks having metals of differing oxidation states. Valve **58** can be cycled consistent with V_1 and V_2 to alternatively desorb and adsorb from alternative frameworks as desired or dictated by the controller and/or computer system (not shown).

Referring next to FIG. 7, system **60** is shown that includes frameworks **66** and **68** coupled to power source **70** and fluid communication with inlet **62**. In accordance with example implementations, system **60** may be utilized to segregate carbon dioxide from flue gas and hence flue can be provided to inlet **62** and selectively provided to one of frameworks **66** or **68** via valves/conduit assembly **64**. In accordance with example implementations, while flue gas is being provided to one of frameworks **66** and **68**, the other of the frameworks can be desorbing guest materials to outlet **74**. An example guest material is carbon dioxide. Likewise, while the one framework is being provided the flue gas, a portion of the flue gas not retained, such as nitrogen can be provided to outlet **72**. In accordance with example implementations, system **60** can be operable via a computer system as described herein.

Referring to FIG. 8, system **80** is shown that includes at least two frameworks **82** and **84** separated by an electrolyte **86**. In the shown embodiment, V_1 can be applied to framework **82** to facilitate the formation of metals of one oxidation state (M^x), and V_2 can be applied to framework **84** to facilitate the formation of metals of another oxidation state (M^y). Electrolyte **86** can be a solid state conducting polymer that is porous. According to example implementations, electrolyte **86** can be sufficiently porous to allow guest materials to pass and/or migrate through.

Electrolyte **86** can be a non-aqueous porous solid or a gel-type polymer. Electrolyte **86** can be configured to facilitate CO_2 gas transport through the electrolyte bridge in the electrochemical cell. Electrolyte **86** may take the form of a polymerized ionic liquid membrane, for example. Electrolyte **86** may also be a room-temperature ionic liquid such as those reported as promising solvents for lithium ion batteries and salts for supercapacitors. Consistent with this, electrolyte **86** can be a supported porous polymer incorporating an ionic liquid conducting medium.

The hydrophobic room temperature ionic liquids of electrolyte **86** can be those containing dialkyl imidazolium as cation and bis(trifluoromethanesulfonyl)imide as anion, such as 1-ethyl-3-methylimidazolium bis(trifluoromethanesulfonyl)imide (EMI-TFSI), 1-butyl-3-methylimidazolium bis(trifluoromethanesulfonyl)imide (BMI-TFSI), for example. The synthesis of these ionic liquids is consistent with that which is reported in literature.

The polymerized ionic liquid of electrolyte **86** can be chosen from the side-chain poly(imidazolium) (see structure (a) in FIG. 9), and the main-chain poly(imidazolium)s (i.e. imidazolium ionenes) with adjustable alkylene spacers (see structure (b) in FIG. 9). Both types of poly(imidazolium)s can be synthesized following the procedures reported in the literature. The poly(imidazolium) polymers can be dissolved in certain organic solvents with low boiling point and then mixed with liquid electrolytes prepared by dissolving salts

such as potassium bis(trifluoromethanesulfonyl)imide (KTFSI) in the room temperature ionic liquids. Referring again to FIG. 9, poly(RTIL)-RTIL composite (c) and an ionene-RTIL composite (d) are shown, noting that at least some of the cations shown are free.

In accordance with an example preparation of a system, the non-woven porous polymer or fabric sheet can be immersed into the above poly(imidazolium) electrolyte solution and then taken out of the solution. After removing the low boiling point organic solvent, via evaporation for example, the porous gel polymer electrolyte separator can be formed.

The electrochemical cell can then be formed by placing the porous gel polymer electrolyte separator in between two pieces of the porous electrode sheets deposited with sorbent and coated with the polymer gel electrolyte. Once formed, the next step can involve deposition of the electrically responsive sorbent on the surface and construction of the complete electrochemical system.

Desorption of trace gases and CO_2 by the electrochemical switching may occur at different electrode potentials with some sorbents. Hence, periodic regeneration at higher applied potential may be required to maintain sorbent performance after prolonged exposure to SO_2 and other trace gases. Effluent gases from the cell can be analyzed with an in-line mass spectrometer system to enable tracking of CO_2 capture performance over the course of each test run. In addition, the system can be equipped with thermocouples and current/voltage monitoring equipment to track power consumption and electrical performance characteristics.

In accordance with example implementations system **80** can be operated as an electrical cell with cyclic voltammetry being applied to both V_1 and V_2 . In this configuration, one framework may be considered an anode with the other being considered a cathode. Mixtures can be exposed to either or both of frameworks **82** and **84**, and desired guest materials retained/desorbed in accordance with the oxidation state of the metals with the metal organic framework. In accordance with example implementations, flue gas can be exposed to frameworks **82** or **84** and carbon dioxide provided to and/or through electrolyte **86** for eventual capture.

Referring next to FIG. 10, system **90** can further include power source **92** electrically coupled to electrodes **94** and controlled by a controller (not shown). In accordance with example implementations, the controller can be configured to provide cyclic voltammetry to frameworks **82** and **84**. Conduit **96** can extend along an edge of frameworks **82** and **84**, with the conduit being configured to expose the framework to mixture **98** such as a flue gas or combustion product. Upon exposure to the framework, guest materials such as carbon dioxide can be associated or adsorbed and subsequently dissociated or desorbed into electrolyte **86** and conveyed to outlet **100** while the remaining materials of the mixture such as N_2 are conveyed to outlets **102**. To facilitate the migration of guest materials and/or remaining materials through desired outlets, the back pressure to the outlets can be manipulated.

Referring next to FIG. 11, system **110** is shown that includes at least two series of alternating frameworks, series **112** and **114**. The series include individual frameworks electrically isolated from one another by separator **118** which can be constructed of insulative material. Series **112** and **114** can be aligned in relation to one another to facilitate pairs **116** lateral of one another. Pairs **116** can include a framework of one configuration and a framework of another configuration. As with system **90**, a mixture can be provided to the system to selectively separate a desired guest material, such as providing flue gas and separating carbon dioxide.

Accordingly, gas separation assemblies are provided that can include a plurality of individual cells housing metal organic framework. The plurality can be configured as at least one series of cells and another series of cells. Each of the series can include at least two electrically isolated individual cells. The assembly can include a channel, such as the channel of electrolyte **86** between the one series of cells and the other series of cells. In accordance with example implementations, the one series can be aligned laterally of the other series, and the individual cells of the one series are aligned lateral to the individual cells of the other series to form a pair of cells, for example. With regard to the pairs of cells, one of the pair of cells can be configured to dissociate guest materials, and the other of the pair of cells can be configured to associate guest materials. The assembly can include conduits extending along the perimeter of each of the series of cells, with the conduits configured to expose the metal organic framework of each of the cells of each of the series. One series of cells can be in fluid communication with one conduit, and the other series of cells can be in fluid communication with another conduit.

In compliance with the statute, embodiments of the invention have been described in language more or less specific as to structural and methodical features. It is to be understood, however, that the entire invention is not limited to the specific features and/or embodiments shown and/or described, since the disclosed embodiments comprise forms of putting the invention into effect. The invention is, therefore, claimed in any of its forms or modifications within the proper scope of the appended claims appropriately interpreted in accordance with the doctrine of equivalents.

The invention claimed is:

1. A method for releasing associated guest materials from a metal organic framework the method comprising altering the oxidation state of at least a portion of the metal of the metal organic framework to dissociate at least a portion of the guest materials from the framework.

2. The method of claim **1** wherein the portion of the metal of the metal organic framework is a transition metal.

3. The method of claim **1** wherein the portion of the metal of the metal organic framework is one or more of Ti, Zr, Hf, Rf, V, Nb, Ta, Db, Cr, Mo, W, Sg, Mn, Tc, Re, Bh, Fe, Ru, Os, Hs, Co, Rh, Ir, Pt, Ds, Cu, Ag, Au, and Rg.

4. The method of claim **1** wherein the portion of the metal of the metal organic framework has a mixed oxidation state.

5. The method of claim **1** wherein the portion of the metal of the metal organic framework is represented as (M^{2+}/M^{3+}) .

6. The method of claim **1** wherein the portion of the metal of the metal organic framework is coupled to a substantially conductive organic ligand.

7. The method of claim **1** wherein the guest material comprises carbon dioxide.

8. A method for associating guest materials with a metal organic framework, the method comprising altering the oxidation state of at least a portion of the metal of the metal organic framework to associate at least a portion of the guest materials with the framework.

9. The method of claim **8** further comprising exposing a mixture to the metal organic framework, the mixture comprising the guest materials and other materials, at least a portion of the other materials not being associated with the metal organic framework upon the exposing.

10. The method of claim **9** wherein the mixture comprises a flue gas.

11. The method of claim **9** wherein the mixture comprises combustion products.

12. The method of claim **9** wherein the mixture comprises carbon dioxide and water.

13. The method of claim **9** wherein the mixture comprises carbon dioxide and water and the guest material is carbon dioxide.

14. A method for selectively associating or dissociating guest materials with a metal organic framework, the method comprising altering the oxidation state of at least a portion of the metal of the metal organic framework to associate or dissociate at least a portion of the guest materials with the framework.

15. The method of claim **14** further comprising exposing a mixture to the metal organic framework, the mixture comprising the guest materials and other materials, at least a portion of the other materials not being associated with the metal organic framework upon the exposing.

16. The method of claim **15** wherein during the exposing, guest material is associated with the metal organic framework.

17. The method of claim **16** further comprising: ceasing the exposing;

altering the oxidation state of the portion of the metal; and dissociating at least a portion of the guest materials from the metal organic framework.

18. The method of claim **17** further comprising:

after the dissociating, altering the oxidation state of the portion of the metal to return the oxidation state to an associating oxidation state;

after the altering, exposing the mixture to the metal organic framework; and

associating at least a portion of the guest material of the mixture with the metal organic framework.

19. The method of claim **14** wherein the altering comprises applying a predetermined voltage to the metal organic framework.

20. The method of claim **14** wherein the oxidation state of the portion of the metal is electrochemically altered.

21. A system for associating or dissociating guest materials within a series of metal organic frameworks, the system comprising at least two individual metal organic frameworks, one of the individual metal organic frameworks configured to dissociate and the other configured to associate guest materials, wherein the one framework comprises at least some metals of one oxidation state and the other framework comprises the same metals of another oxidation state.

22. The system of claim **21** further comprising:

a power source; and

a controller operatively coupled to both the power source and the metal organic frameworks.

23. The system of claim **21** wherein the metal of the metal organic frameworks are mixed valence transition metals.

24. The system of claim **22** wherein the one metal organic framework comprises (M^{2+}/M^{3+}) , and the other metal organic framework comprises (M_{3+}/M^{3+}) .

25. The system of claim **21** further comprising a conduit extending to a valve in fluid communication with both the metal organic frameworks.

26. The system of claim **25** further comprising:

a power source;

a motor configured to operate the valve; and

a controller operatively coupled to the power source, the metal organic frameworks, and the motor.

27. A gas separation assembly comprising: a plurality of individual cells housing metal organic framework, the plurality comprising at least one series of cells and another series of cells, each series comprising at least two electrically isolated individual cells;

a channel between the one series of cells and the other series of cells;
a power source; and
a controller coupled to both the assembly and the power source.

5

28. The assembly of claim **27** wherein the channel comprises an electrolyte.

29. The assembly of claim **27** wherein the one series is aligned laterally of the other series, and the individual cells of the one series are aligned lateral to the individual cells of the other series to form a pair of cells.

10

30. The assembly of claim **29** wherein one of the pair of cells is configured to dissociate guest materials, and the other of the pair of cells is configured to associate guest materials.

31. The assembly of claim **29** further comprising conduits extending along the perimeter of each of the series of cells, the conduits configured to expose the metal organic framework of each of the cells of each of the series.

15

32. The assembly of claim **31** wherein the one series of cells is in fluid communication with one conduit, and the other series of cells is in fluid communication with another conduit.

20

* * * * *

UNITED STATES PATENT AND TRADEMARK OFFICE
CERTIFICATE OF CORRECTION

PATENT NO. : 8,425,662 B2
APPLICATION NO. : 13/078548
DATED : April 23, 2013
INVENTOR(S) : B. Peter McGrail et al.

Page 1 of 1

It is certified that error appears in the above-identified patent and that said Letters Patent is hereby corrected as shown below:

In the Specification

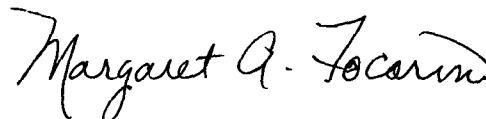
Column 3, line 62 – Replace “bond” with --bonded--

Column 7, line 66 – Replace “boiling point” with --boiling points--

In the Claims

Column 10, line 54 – Replace “(M₃₊/M³⁺)” with --(M³⁺/M³⁺)--

Signed and Sealed this
Tenth Day of December, 2013



Margaret A. Focarino
Commissioner for Patents of the United States Patent and Trademark Office