



US007799299B2

(12) **United States Patent**
Heldebrant et al.

(10) **Patent No.:** **US 7,799,299 B2**
(45) **Date of Patent:** **Sep. 21, 2010**

(54) **CAPTURE AND RELEASE OF MIXED ACID GASSES WITH BINDING ORGANIC LIQUIDS**

(75) Inventors: **David J. Heldebrant**, Richland, WA (US); **Clement R. Yonker**, Kennewick, WA (US)

(73) Assignee: **Battelle Memorial Institute**, Richland, WA (US)

(*) Notice: Subject to any disclaimer, the term of this patent is extended or adjusted under 35 U.S.C. 154(b) by 0 days.

(21) Appl. No.: **12/360,717**

(22) Filed: **Jan. 27, 2009**

(65) **Prior Publication Data**

US 2009/0136402 A1 May 28, 2009

Related U.S. Application Data

(60) Provisional application No. 61/023,994, filed on Jan. 28, 2008, provisional application No. 61/099,387, filed on Sep. 23, 2008.

(51) **Int. Cl.**
B01D 53/60 (2006.01)

(52) **U.S. Cl.** **423/220**; 423/222

(58) **Field of Classification Search** 423/220, 423/222

See application file for complete search history.

(56) **References Cited**

U.S. PATENT DOCUMENTS

4,113,849	A *	9/1978	Atwood	423/574.1
5,017,347	A	5/1991	Epperly et al.		
5,170,727	A *	12/1992	Nielsen	110/346
6,036,931	A	3/2000	Yoshida et al.		
6,071,484	A *	6/2000	Dingman et al.	423/229
7,459,134	B2	12/2008	Cadours et al.		
2003/0047309	A1 *	3/2003	Thomas et al.	166/265
2004/0118749	A1 *	6/2004	Lesemann et al.	208/211
2005/0113450	A1 *	5/2005	Thorarensen et al.	514/562
2005/0227959	A1 *	10/2005	Yoshida et al.	514/210.19
2005/0234044	A1 *	10/2005	Groneberg et al.	514/217.04
2006/0004025	A1 *	1/2006	Brookings et al.	514/260.1
2007/0021382	A1 *	1/2007	Assaf et al.	514/63
2007/0255064	A1 *	11/2007	Szarvas et al.	548/335.1
2008/0058549	A1	3/2008	Jessop et al.		
2008/0112866	A1	5/2008	Davis		
2008/0197084	A1	8/2008	Jessop		

FOREIGN PATENT DOCUMENTS

CA	2527144	A1	11/2005
CA	2539418	A1	3/2006

CA	2527144	A1	5/2007
EP	2909010	A1	11/2006
EP	WO2008068411	A2	6/2008
JP	2003261315	A	9/2003
WO	2008/068411	A2	6/2008
WO	2008068411	A2	6/2008
WO	2008122030	A2	9/2008

OTHER PUBLICATIONS

Jessop, Philip G., et al., Nature, vol. 436, Aug. 25, 2005.
Anderson, Jessica L., et al., The Journal of Physical Chemistry B., vol. 110, No. 31 (2006).
Liu, Yingxin, et al., Science, vol. 313, Aug. 18, 2006.
Huang, Jun, et al., Journal of Molecular Catalysis A: Chemical 279 (2008) pp. 170-176.
Siqueira, Leonardo J. A., et al., The Journal of Physical Chemistry B., vol. 112 (2008).
English translation of International Publication No. WO 2008/0668411 A2.
Partial International Search Report.
Wu, Weize, et al., Desulfurization of Flue Gas: SO₂ Absorption by an Ionic Liquid, Angewandte Chem. Int. Ed., 2004, 43, 2415-2417.
Yuan, Xiao Liang, et al., Hydroxyl Ammonium Ionic Liquids: Synthesis, Properties, and Solubility of SO₂, J. Chem. Eng. Data, 2007, 52, 596-599.
PCT Written Opinion/International Search Report.
Partial International Search Report/Written Opinion.
English Translation of JP 2003/261315.
Heldebrant, David J. et al., CO₂-binding organic liquids (CO₂BOLs) for post-combustion CO₂ capture, Energy Procedia 1 (2009) 1187-1195.
Heldebrant, David J., et al., Reversible Uptake of COS, CS₂, and SO₂: Ionic Liquids with O-Alkylxanthate, O-Alkylthiocarbonyl, and O-Alkylsulfite Anions.

* cited by examiner

Primary Examiner—Timothy C Vanoy
Assistant Examiner—Michelle Hou
(74) *Attorney, Agent, or Firm*—Derek H. Maughan

(57) **ABSTRACT**

Reversible acid-gas binding organic liquid systems that permit separation and capture of one or more of several acid gases from a mixed gas stream, transport of the liquid, release of the acid gases from the ionic liquid and reuse of the liquid to bind more acid gas with significant energy savings compared to current aqueous systems. These systems utilize acid gas capture compounds made up of strong bases and weak acids that form salts when reacted with a selected acid gas, and which release these gases when a preselected triggering event occurs. The various new materials that make up this system can also be included in various other applications such as chemical sensors, chemical reactants, scrubbers, and separators that allow for the specific and separate removal of desired materials from a gas stream such as flue gas.

10 Claims, 5 Drawing Sheets

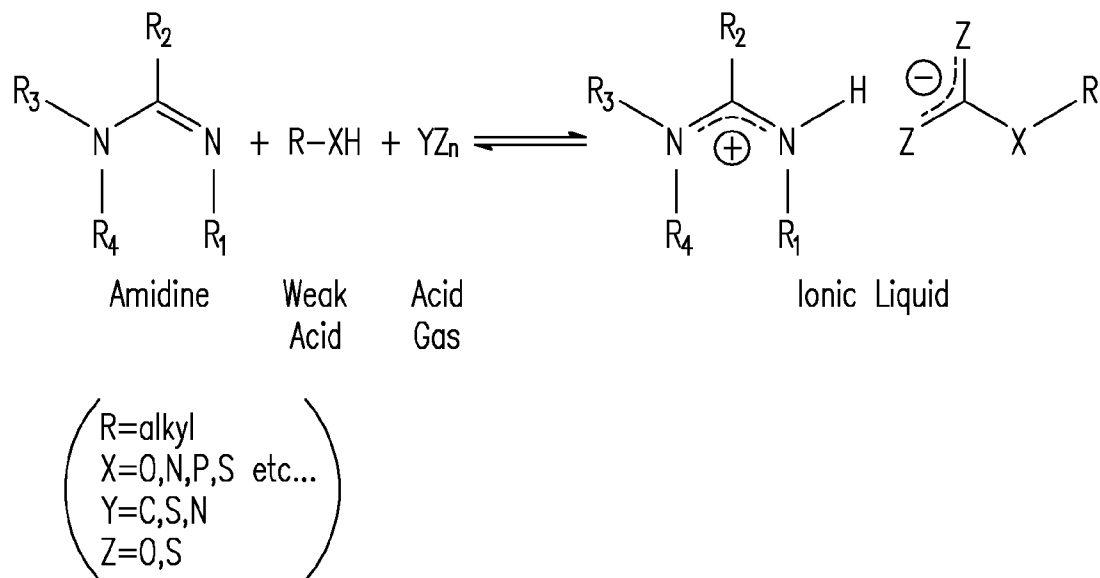


Fig. 1

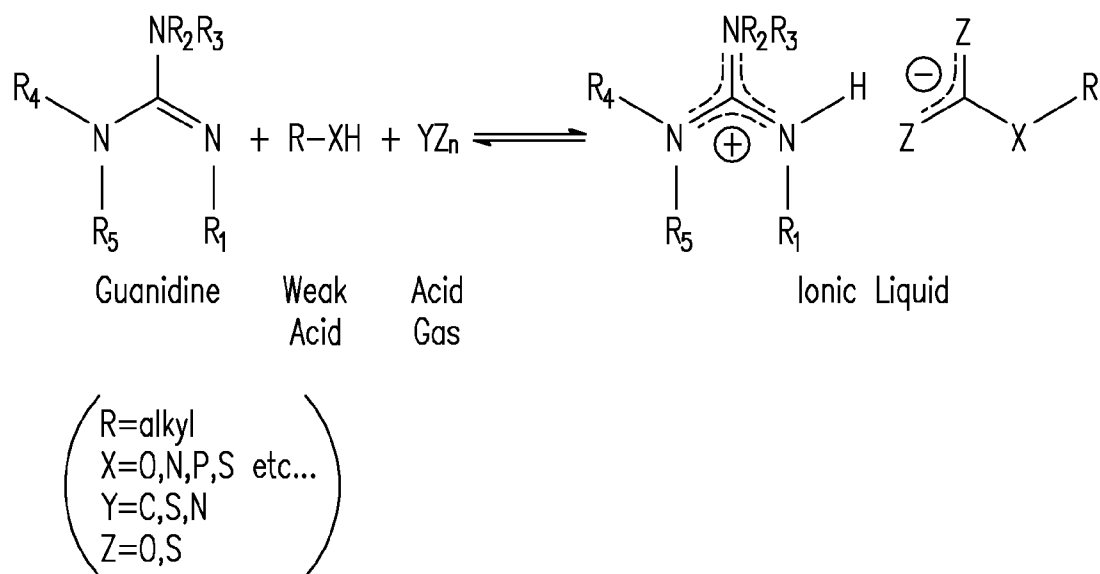
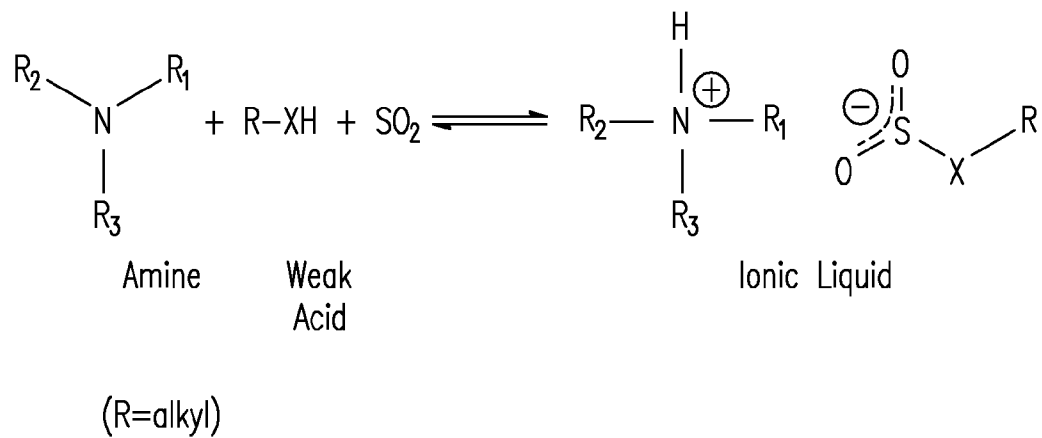
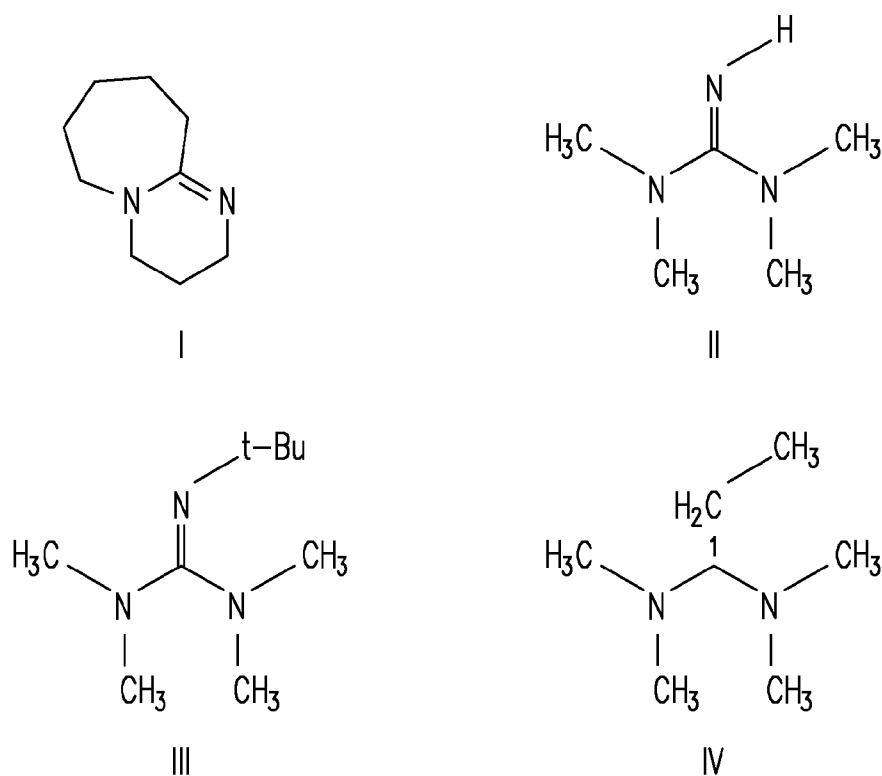


Fig. 2

*Fig. 3**Fig. 4*




Fig.5

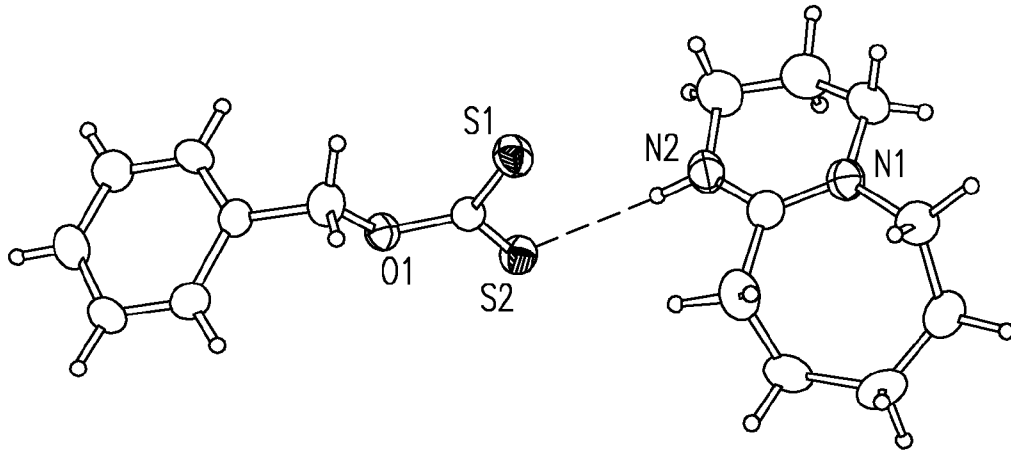


Fig. 6

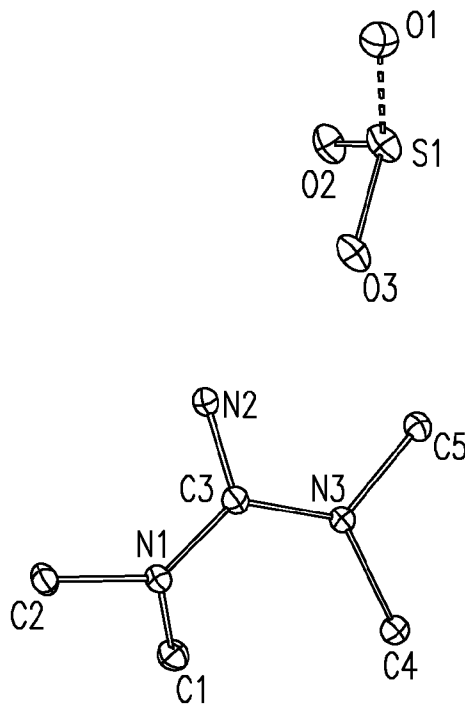


Fig. 7

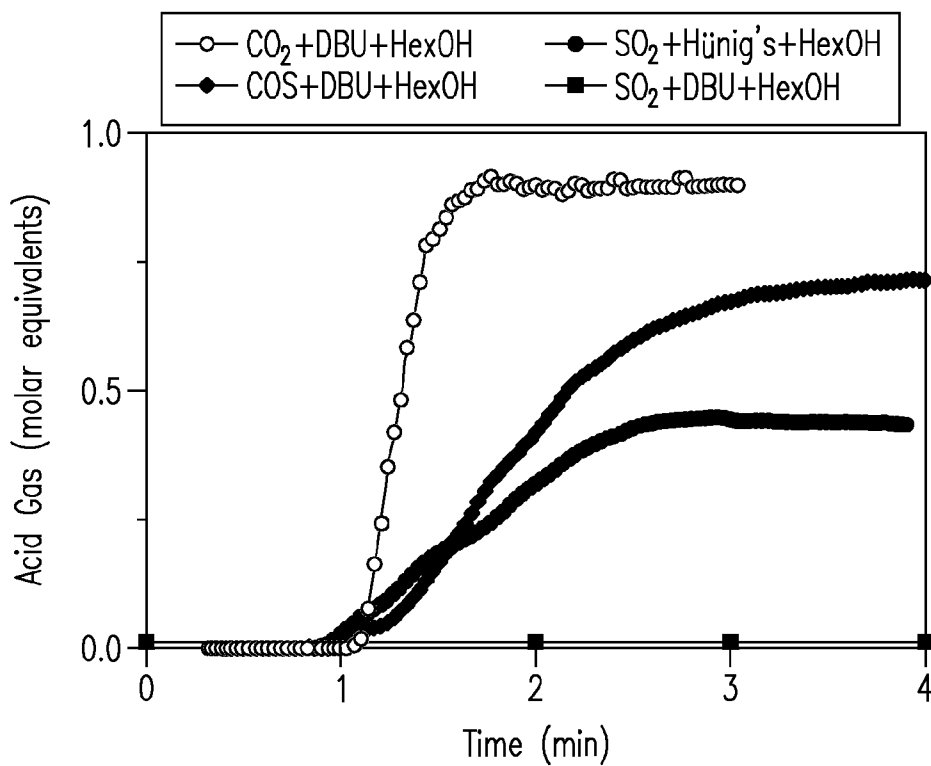


Fig. 8

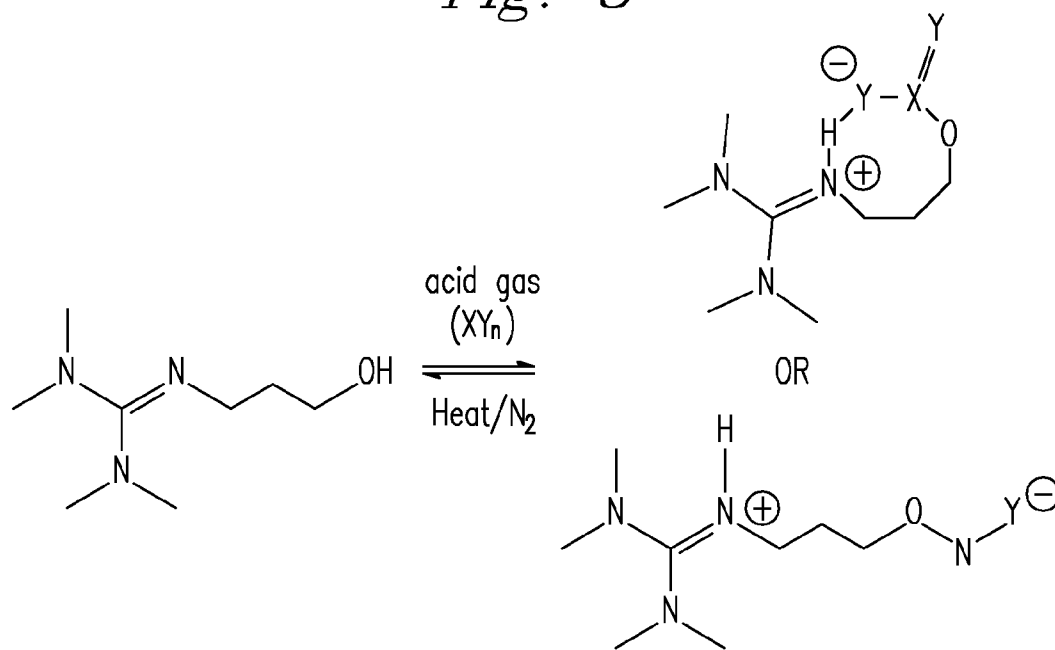


Fig. 9

1

CAPTURE AND RELEASE OF MIXED ACID GASSES WITH BINDING ORGANIC LIQUIDS

PRIORITY

This invention claims priority from provisional patent application No. 61/023,994 filed Jan. 28, 2008 the contents of which are hereby incorporated by reference. This application also claims priority to provisional patent application No. 61/099,387 filed Sep. 23, 2008 the contents of which are also hereby incorporated herein by reference.

STATEMENT AS TO RIGHTS TO INVENTIONS
MADE UNDER FEDERALLY-SPONSORED
RESEARCH AND DEVELOPMENT

This invention was made with Government support under Contract DE-AC0576RLO1830 awarded by the U.S. Department of Energy. The Government has certain rights in the invention.

BACKGROUND OF THE INVENTION

Background

The release of greenhouse and acid gases into the air produces local and global effects on the environment. The capture of significant amounts of greenhouse and acid gases from emission sources should reduce the environmental effects of these sources. The combustion of fossil fuels generates the acid gases, carbon dioxide (CO₂), sulfur oxides (SO₂ and COS), sulfides (H₂S) and nitrogen oxides (NO_x). Fixed combustion sources, such as coal burning power plants, generate significant acid gas emissions released in their flue gas. The capture and removal of the acid gases, carbon dioxide (CO₂), sulfur oxides (SO₂, SO₃, COS and H₂S) and nitrogen oxides (NO_x) from flue gas will become an even greater issue as coal becomes more prominent in America's future energy consumption.

Current aqueous flue gas scrubbing technologies are too energy intensive to be used industrially or use toxic materials that complicate implementation. The current aqueous scrubbing technologies remove sulfur oxides and nitrogen oxides from flue gas trapping these acid gases as the basic salts of their acid gases (thiocarbonates, dithiocarbonates, sulfites and nitrate) using a highly basic solution of caustic soda or lime. The binding is stoichiometric and irreversible. The base cannot be reused.

The release of greenhouse and acid gases into the air produces local and global effects on the environment. The combustion of fossil fuels generates acid gases such as carbon dioxide (CO₂), sulfur oxides (SO₂ and COS), sulfides (H₂S) and nitrogen oxides (NO_x). Fixed combustion sources, such as coal burning power plants, generate significant acid gas emissions released in their flue gas. The capture and removal of the acid gases, carbon dioxide (CO₂), sulfur oxides (SO₂, SO₃, COS and H₂S) and nitrogen oxides (NO_x) from flue gas will become an even greater issue as coal becomes more prominent in America's future energy consumption. The capture of significant amounts of greenhouse and acid gases from emission sources is desired to reduce the environmental effects of these sources.

Current aqueous flue gas scrubbing technologies are typically too energy intensive to be used industrially or often require the use of toxic materials which further complicates implementation. Various current aqueous scrubbing technologies remove sulfur oxides and nitrogen oxides from flue

2

gas trapping these acid gases as the basic salts of their acid gases (thiocarbonates, dithiocarbonates, sulfites and nitrate) using a highly basic solution of caustic soda or lime. In these examples the binding is stoichiometric and irreversible and results in a base that cannot be reused. What is needed therefore is a better way of providing an effective method of removing acid gasses that overcomes these deficiencies that exist in the prior art embodiments.

SUMMARY OF THE INVENTION

This application describes reversible acid-gas binding liquid systems that permit capture of one or more of several acid gases, transport of the liquid capture compounds, release of the acid gases from the liquid by the activation of a trigger, and the reuse of these acid-gas binding liquids. These systems can be implemented to allow for the removal of at least a portion of a designated gas from a mixture of gasses pre or post combustion or in any other applications wherein a selective separation of gasses from a mixed stream is desired. The acid gas capture compound is preferably at least one ionic liquid material that can be easily transported to another stage where the acid gas can be removed for storage or processing. These ionic liquids can then be treated with a trigger such as mild heating which causes the ionic liquid to release the acid gas and regenerate the starting materials. Once the acid gas is removed from the organic liquid, the organic liquid is returned to the system and the process repeated. The released acid can captured or released, stored, or further processed as is necessary or desired for particular applications or subsequent additional reuse.

The acid-gas capturing organic materials described herein typically include an acid gas binding liquid comprised of a strong base (preferably, but not limited to amines, amidines or guanidines) and a weak acid (preferably, but not limited to alcohols). The alcohol, base and acid gas chemically react together to form hetero-atom analogues similar in structure to that of alkyl carbonates that are capable of reversible release of the respective acid gas with a trigger event such as mild heating thus regenerating the underlying binding organic bases. While the extent of this mild heating may vary depending upon the materials utilized, the general lower heating allows for the removal of these gasses when the liquid is heated to a temperature less than the boiling point of the liquids. However while this example is provided it is to be distinctly understood that the invention is not limited thereto. The capture of acid gases in organic media as ionic liquids results in compounds that release the acid gases with less energy input as compared to other methods. The reduced hydrogen bonding in organic systems compared to aqueous systems reduces the thermodynamic stability of the chemically bound acid gas and requires less energy to release the acid gas. In addition, the lower specific heat of organic liquid systems (specific heat ~2 J/g/° K) requires only half the energy to heat the liquid compared to that required to heat the water in aqueous systems (specific heat ~4 J/g/° K).

The present invention also includes various methods of capturing and releasing acid gasses as well as various new materials that can be included in various other applications such as chemical sensors, closed system scrubbers, and separators that allow for the specific and separate removal of desired materials from a gas stream such as flue gas. In another embodiment the present invention can be utilized to form thermally stable materials that can also be transported and captured so as to allow for selective capture and sequestration of materials. In addition to being regenerable the present invention also provides for increased capture capacity

compared to current alternative embodiments. The system of the present invention also allows for various forms of alteration of the materials themselves wherein the selectivity or separation of materials from a gas stream can be tuned by altering various characteristics of the liquid. For example, variation based upon alteration of at least one characteristic of the liquid such as viscosity, boiling point, surface tension, heat capacity, solvent polarity, miscibility, chemical binding and combinations thereof all can have an effect upon the separation and regeneration characteristics of the material. By altering these characteristics variations to system parameters such as temperature and pressure can then be utilized to control the release of the acid gasses from the ionic liquid. In addition to temperature and pressure a variety of other methods may also be utilized to effect the release of the acid gas from the ionic liquid these include but are not limited to exposing the liquid to heat, light, electricity, pressure, ultrasound, sparging in a lower concentration acid gas environment, and other methods.

While the aforementioned advantages and descriptions have been provided, various additional advantages and novel features of the present invention are described herein and will become further readily apparent to those skilled in this art from the following detailed description. As will be realized, the invention is capable of modification in various respects without departing from the invention. Accordingly, the drawings and description of the preferred embodiment set forth hereafter are to be regarded as illustrative in nature, and not as restrictive.

BRIEF DESCRIPTION OF THE DRAWINGS

FIG. 1 shows a first embodiment of the present invention

FIG. 2 shows a second embodiment of the present invention

FIG. 3 shows a third embodiment of the present invention

FIGS. 4(I) 4(II) 4(III) and 4(IV) show various alternative base embodiments of the present invention.

FIG. 5 shows various alternative applications of one set of embodiments of the present invention. In this application DBU+1-hexanol is shown when reacted CO₂, COS, CS₂, and SO₂

FIG. 6. shows the molecular structure of [DBUH⁺][S₂COCH₂Ph

FIG. 7. shows the molecular structure of [TMGH⁺][HSO₃⁻].

FIG. 8 shows the gas stripping performance of various embodiments of the present invention.

FIG. 9 shows conceptual functionalized guanidine reacting with acid gasses to form a Zwitterionic liquid.

DESCRIPTION OF THE PREFERRED EMBODIMENTS OF THE INVENTION

The following descriptions include various modes of various embodiments of the present invention. It will be clear from this description of the invention that the invention is not limited to these illustrated embodiments but that the invention also includes a variety of modifications and embodiments thereto. Therefore the present description should be seen as illustrative and not limiting. While the invention is susceptible of various modifications and alternative constructions, it should be understood, that there is no intention to limit the invention to the specific form disclosed, but, on the contrary, the invention is to cover all modifications, alternative constructions, and equivalents falling within the spirit and scope of the invention as defined in the claims.

As used in this specification the following terms are defined as follows:

“Alcohol” means a molecule of the formula ROH, where R is linear, branched, or cyclic, and may be substituted or unsubstituted, this definition includes all variants including aromatics.

“Amidine” refers to a moiety that contains the N(C=N) moiety. An amide refers to a moiety that contains an amide linkage. An amine is one of a class of compounds that can be considered to be derived from ammonia by replacement of one or more hydrogens with functional groups.

“DBU” is 1,8-diazabicyclo-[5.4.0]-undec-7-ene. “TMG” is 1,1,3,3-tetramethylguanidine. “Barton’s base” is 2-tert-Butyl-1,1,3,3-tetramethylguanidine. Hünig’s base is N,N-diisopropylethylamine. “MEA” is monoethanolamine.

“Flue gas” is any gaseous effluent.

“Guanidine” refers to a molecule with a structure R¹N=C(NR²R³)(NR⁴R⁵)

“Heteroatom analogue” means a composition whose structure is similar to that of another compound but whose composition differs by the substitution of one oxygen or carbon component with another material.

Organic means based on carbon chains, or rings and also containing hydrogen with or without oxygen, nitrogen or other elements.

SO₂ binding organic liquids are referred to as SO₂BOLs,

COS binding organic liquids are referred to as COSBOLs,

CS₂ binding organic liquids are referred to as CS₂BOLs,

H₂S binding organic liquids are referred to as H₂SBOLs,

NO₂ binding organic liquids are referred to as NO₂BOLs.

Various examples of embodiments of the present invention are found in FIGS. 1-9. While these illustrated examples are provided it is to be distinctly understood that the invention is not limited thereto but that other embodiments and modifications falling within the spirit and scope of the present invention may be alternatively included.

Acid gases form when a particular gas is contacted with water for example: H₂CO₃ is formed when CO₂ is contacted with water H₂SO₃ is created when SO₂ is contacted with water, H₂OCOS from COS, H₂OCS₂ from CS₂, and H₂NO₃ from NO₂. Capture of these acid gasses has been demonstrated using organic base and weak acid, in some cases alcohol blends. CO₂BOLs for example are based on “Switchable Solvents,” discovered by Philip Jessop (Queens University, Canada) and David Heldebrant [Nature (2005), 436, 1102]. Jessop and Heldebrant showed that acid gases such as CO₂ act as chemical polarity triggers for mixtures of amidine and guanidine bases and alcohols. The alcohol/amidine or alcohol/guanidine base pair is a liquid blend that chemically binds CO₂ to form an ionic liquid composed of an alkyl-carbonate salt, which is also a liquid at room temperature. CO₂ capture and release has been demonstrated using these base and alcohol blends as CO₂BOLs.

These CO₂BOLs are non-corrosive, organic liquid acid gas trapping agents that permit pumping of the liquid chemically bound acid gasses and can be regenerated by treatment with heat, pressure, chemicals, light, electricity or even ultrasound. The chemical reactivity of other acid gases in the presence of strong organic bases and alcohols is similar to that of CO₂. These acid gases produce thermally reversible liquid salts (See Equations 1-6).



5



This method of the present invention involves contacting a target stream with a liquid that is capable of binding these gasses under preselected conditions to effect capture of this material into an ionic liquid. This bound material can then be transported to a secondary location and later treated, contacted or subjected to a second set of conditions wherein this bound material can be released. This method can be employed in any arrangement where removal of a particular acid gas from a stream is desired. This includes but is not limited to mixed gas streams such as those arising from pre or post combustion. In addition to CO₂BOL systems which provide reversible CO₂ binding with energies <10 kJ/mol, high gravimetric capacities for CO₂ (as high as 19% volume/volume), and facile reversibility, these other new combinations have now been developed that allow for capture and release of various other acid gasses.

These materials named SO₂BOLs, CS₂BOLs, COSBOLs, H₂SBOLs and NO₂BOLs can capture and release their respective acid gases with lower binding energies than aqueous lime and caustic soda systems. These materials are also capable of being configured to react at different temperatures and under differing conditions. Thus when a flue gas made up of various materials comes into contact with these materials the acid gas binding reactions can be driven in a particular direction by variation of the characteristics of the materials that are utilized as well as the environmental conditions. This placement of such materials in distinct locations where factors like temperature or pressure may vary (such as the location within an effluent stack or along an effluent conduit) and can be optimized to remove each acid gas independently and cleanly. For example, CO₂ can be removed at the low temperatures followed by ramping to a higher temperature and removing SO₂, followed by NO₂ at even higher temperatures. H₂S can be captured from gas streams concurrently with CO₂ when strong bases such as DBU are employed. The H₂S and CO₂ react to form a thiobarbonate (HSCO₂⁻). The DBU:CO₂:H₂S salt is a white solid at room temperature and melts at approximately 65° C. The co-capture of CO₂ and H₂S is advantageous for "sweetening" gas streams high in sulfur such as gasified coal. The H₂S can be liberated from this salt thermally near 100° C. Potential applications of this chemistry can be gas sweetening, or delivery of gas streams to the Klaus process (wherein H₂S and SO₂ are reacted to form H₂O and elemental sulfur). H₂S is likely able to be co-captured with COS, CS₂ or SO₂ or NO_x. An example of such an embodiment is shown in FIG. 9.

In other applications reacting a CO₂BOL with CaOH to form CaHCO₃ (limestone) and liberate the underlying base allows for obtaining a sequestered form of CO₂ while recovering the base for CO₂ capture. This saves energy for compression of CO₂ to form limestone and recovers the base for further CO₂ capture. In addition, in some applications diluting a water stream with an alcohol that would competitively bind sites in place of water would reduce bicarbonate formation. Employing hydrophobic reagents such as aliphatic alcohols and bases or fluorination of said compounds to phase-separate water during CO₂ capture could also reduce bicarbonate formation. While these examples have been provided it is to be understood that this list is by no means exhaustive and that various alternative embodiments may also be included within the spirit and scope of the present invention.

6

FIGS. 1, 2, 3, 6, 7 and 9 show the chemical structures of various alternative embodiments that may be utilized in the present invention. FIG. 4 shows specific examples of various bases that are utilized in various applications of the present invention. FIG. 5 shows the calorimetric qualities of these materials for potential sensor applications and FIG. 8 shows the gas stripping performance of these materials. While these embodiments and applications are particularly described it is to be distinctly understood that the invention is not limited thereto but may be variously alternatively configured.

As shown in FIGS. 1-3, the weak acids that are used in this invention are generally alcohols comprised of non-sterically hindered chains from one to ten carbon atoms in length. The preferred chain length is from two to six carbon atoms, but higher temperature CO₂ absorption processes could be envisioned based on longer carbon chain alcohols that are solids at room temperature. Branching in the alcohol chain limits the formation of the alkyl-carbonate or hetero-atom analog of alkyl-carbonate due to steric hindrance in formation. These alcohols may be modified by the inclusion of electron donating or electron withdrawing groups (such as, but not limited to fluorines, etc.) that changes the chemical and physical properties of the resulting weak acid (alcohol) R-XH.hetero-alcohol BOLs. The choice of alcohols with the desired chemical and physical properties permits the design of acid gas capture systems that are "tuned" for a specific application or set of conditions. Conditions that may be taken into consideration include temperature, pressure, viscosity, boiling points, solvent dielectric, thermal conductivity, surface tension, heat capacity, solvent polarity, miscibility, chemical binding with alcohol and base blends, and combinations thereof.

The base component for CO₂ capture is typically limited to amidines and guanidines but stronger acid gases such as SO₂ can be captured with simple amine bases such as triethylamine and Hünig's base (ethyl-diisopropylamine). Like the alcohols these bases can also be chemically modified to produce the desired physical and chemical properties for a particular system. Electron donating groups or withdrawing groups can be added to the bases to change binding energies, viscosity, etc. The production of the novel, organic, highly delocalized and weakly hydrogen bonding anions of these CO₂BOLs, SO₂BOLs, CS₂BOLs, COSBOLs, H₂SBOLs and NO₂BOLs provides the low energy requirements for the thermal stripping of each acid gas from the capture compound.

As shown in FIG. 4 a variety of bases may be utilized in the present invention. These include amidines and guanidines such as Diazabicyclo[5.4.0]-undec-7-ene (DBU), 1,1,3,3-Tetramethylguanidine (TMG), and Barton's base. In addition in some other embodiments Hünig's base and other such simple amine bases such as triethylamine or ethyl-diisopropylamine may also be utilized when stronger acid gases such as SO₂ are to be captured. In addition to these demonstrated forms that are shown, like the alcohols these bases can also be chemically modified to produce the desired physical and chemical properties for a particular system. Optionally, a solvent may be added to the system to dilute the components and change the viscosity of the mixture. Solvents include any liquids that do not interfere with the desired reaction.

FIG. 5 shows that in one set of experiments 5 novel anions of ionic liquids all demonstrated distinct colors. In this experiment a combination of DBU with 1-hexanol was reacted with CO₂ to form a clear solution shown on the far left, COS to have a green color as is shown in the tube second in from the left, CS₂ shows a deep orange color as is shown in the third tube from the left and SO₂ shows a light amber color as is presented in the tube to the far right. This visual difference while convenient under these testing circum-

stances may also provide a basis for methods for the qualitative or quantitative field sensing and monitoring of flue gas composition without sophisticated instrumentation.

The binding of each acid gas produces a heteroatom analogue of the alkyl-carbonate with poor hydrogen bonding similar to CO₂BOLs. The weak coordination between the cation and anion results in lower hydrogen bonding energies compared to the high hydrogen bonding energies seen in conventional aqueous lime and caustic soda systems. The CO₂BOLs, SO₂BOLs, CS₂BOLs, COSBOLs, H₂SBOLs and NO₂BOLs are all liquid salts at typical operating conditions; the liquid state being attributed to the reduced hydrogen bonding and the long alcohol chains. However in some other embodiments these may be solids at standard conditions. When in a liquid state, these materials can be used and then pumped from one location to another. Preferably without secondary solvents to dissolve the acid gas carriers, however in some embodiments solvents may be desired and such applications are within the scope of the present invention. While these embodiments are described herein as being liquids for various application advantages it is to be distinctly understood that the invention is not limited thereto but may be variously alternatively embodied.

The organic nature of CO₂BOLs, SO₂BOLs, CS₂BOLs, COSBOLs, H₂SBOLs and NO₂BOLs result in systems that require at least 50% less energy to strip acid gases. If an organic and an aqueous system released the same acid gas at the same temperature, the organic system would require less energy as heat because the specific heat of the organic liquids are about half that of the water in aqueous systems. The thermal stripping of the corresponding acid gases from CO₂BOLs, SO₂BOLs, CS₂BOLs, and COSBOLs has been demonstrated, see FIG. 8 and the same release is expected for H₂SBOLs and NO₂BOLs. Thermal stripping was demonstrated at temperatures well below the boiling point of the base and alcohols, preventing significant solvent loss and further reducing the energy input required to operate the acid gas capture system relative to that for an aqueous system. In fact many of these materials demonstrated a release of acid gas and regeneration of the solvent at a temperature of less than 120 degrees C, with some occurring as low as 60 degrees C.

CO₂BOLs, SO₂BOLs, CS₂BOLs, COSBOLs CO₂ H₂SBOLs and NO₂BOLs can be tailored, combined and mixed to capture and release the specific type and mixture of acid gasses present in a flue gas. Each system can comprise a blend of organic liquids to capture all gases concurrently or can be used sequentially to selectively remove and purify one gas in turn from the stream. This gives the opportunity to design flue gas recovery systems that purify one acid gas from the others and delivers the acid gas for specific processing or storage.

Each system can be modified to run at temperatures from sub-ambient to higher temperatures limited only by the boiling temperatures of the chosen alcohols or bases, e.g., boiling point of the components; DBU base (259° C.), 1-hexanol alcohol (156° C.). Thermal stripping at lower temperatures reduces thermal degradation of the base and alcohols, which can increase the efficiency of the stripping process. Each system can also be modified to release acid gases at reduced pressures to high pressure systems.

These systems can be used on industrial and laboratory scales for any application wherein an acid gas is used as a chemical trigger for to switch solvent polarity, miscibility, or chemical binding with weak acid (alcohol) and base blends. Such examples are flue gas scrubbing, post-combustion absorption of acid gases in numerous fossil fuel combustion

processes, and in pre-combustion acid gas absorption in coal gasification and other similar processes. These acid gas binding organic liquids can be direct replacements for lime and caustic soda, being more energy efficient, less corrosive and recyclable. If used on an industrial scale, CO₂BOLs, SO₂BOLs, CS₂BOLs, COSBOLs, H₂SBOLs and NO₂BOLs could reduce the energy requirements and reduce the energy costs for capture of each acid gas for flue gas scrubbing.

Each system can be designed to deliver clean SO₂, CS₂, COS, H₂S, NO₂ for post combustion processing, generating products that have economic value. These systems can also be potential acid gas sensors due to their specific color associated with chemical binding of each acid gas. These systems can also be fabricated on solid supports such as silica or alumina to make gas scrubbing respirators or other potential closed system gas scrubbers. These new ionic liquids can be employed as reversible solvents for chemical reactions, separations chemistry as polarity switchable solvents and potentially as ligands for phase-transfer catalysis, as well as potential reversible surfactants, reversible metal complexing, metal capture or chelation; phase catalysis or scrubbing systems; as temperature controlled acid reagents, and in other applications.

The following provides a set of examples of various applications of the present invention. While specific information related to the specific application and embodiments it is to be distinctly understood that the invention is not limited thereto but may be variously alternatively embodied.

EXAMPLE 1

Reaction of COS with DBU and 1-hexanol

The reactivity of COS towards amidine/alcohol and guanidine/alcohol blends was first monitored by changes in conductivity in a solution of diazabicyclo[5.4.0]undec-7-ene (DBU) and 1-hexanol in MeCN. COS absorption by DBU and 1-hexanol was rapid, similar to that of CO₂. The uptake of COS was complete within 30 seconds and was mildly exothermic, causing the solution temperature to jump from 24° to 26° C. The conductivity of the MeCN solution was initially 25 μS prior to COS addition likely due to small impurities in solution. The conductivity of the solution rose to 2,000 μS after COS addition, indicating the formation of a salt, which we propose is the O-alkylthiocarbonate salt. Mixtures of COS/DBU and COS/1-hexanol in MeCN were non-conductive, showing that the formation of the charged product from COS is only possible in the presence of both base and alcohol.

The elemental analysis of the isolated product matched that expected for the formulation [DBUH⁺][^{-ascoc} C₆H₁₃]. Spectroscopic characterization of the DBU/1-hexanol/COS ionic liquid was performed using both ¹H and ¹³C NMR and IR spectroscopy. The ¹H NMR spectrum of 1:1:1 mixtures of DBU, 1-hexanol and COS showed no evidence of free alcohol O—H, and showed the protonated DBU cation at 7.6 ppm (MeCN-d₃) for COS which is slightly downfield of the protonated DBU cation observed in our CO₂ studies at 7.0 ppm (MeCN-d₃). The ¹H NMR also showed the downfield shifting of the terminal alcohol R—CH₂—O from 3.5 ppm (MeCN-d₃) to 3.8 ppm, comparable to the 4.1 ppm of the same methylene in dihexylcarbonate, indicating that the COS was binding to the oxygen of the alcohol and not the imine nitrogen of the base. The ¹³C NMR spectrum showed that the bridgehead carbon in DBU (noted in FIG. 1) shifted downfield, indicative of protonation. DBU shifted from 160.2 (MeCN-d₃) ppm to 164.9 ppm (MeCN-d₃) with COS, which is similar to the protonated DBUH⁺ in the CO₂BOL system

9

164.9 ppm (CDCl₃). The thiocarbonyl carbon of the ROC(O)S⁻ anion was observed at 185.5 ppm (MeCN-d₃) which is 31 ppm downfield of free COS (154 ppm in solid state and in SO₂ at -65° C.). While we were unable to find published ¹³C NMR chemical shift data for RO—C(O)S⁻ anions there are reports of RO—C(O)—SR carbonyl esters at 162-173 ppm (CDCl₃) and RO—C(S)—OR thiocarbonyl esters at 203-216 ppm (CDCl₃).²⁶ The RO—C(O)S⁻ anions are less shielded than a corresponding ester and would appear slightly more downfield.

The IR spectrum of DBU/1-hexanol/COS showed evidence of N—H bands at 3223 cm⁻¹ and 3084 cm⁻¹ and no evidence of the broad band of the free OH in 1-hexanol at 3328 cm⁻¹ confirming that DBU is protonated and the alcohol is deprotonated. Most importantly, key bands found in the IR spectra of salts of the structure K⁺[⁻OSCOalkyl] are also found in the spectrum of our product. We assign the observed bands by analogy to the bands of [DBUH⁺]Cl⁻ and K⁺[⁻OSCOalkyl].

TABLE 1

Key IR bands in the spectrum of the product from DBU/1-hexanol/COS, where the proposed structure is [DBUH ⁺][C ₆ H ₁₃ H ₇ OCSO ⁻].			
Assignment	Product cm ⁻¹	[DBUH ⁺]Cl ⁻ cm ⁻¹	K ⁺ [⁻ OSCOalkyl] ²⁸ cm ⁻¹
C=N	1693	1649	
C=O	1573		1580
C—O—C	1107		1100-1120
C—S	1060		1055

EXAMPLE 2

The Reaction of CS₂ with DBU and 1-hexanol

CS₂ is proposed to bind to amidines and guanidines and alcohols to form the proposed O-alkylxanthate salt. CS₂ was very slow to react with DBU and 1-hexanol in MeCN to form the proposed CS₂BOL salt. A solution of CS₂, DBU and 1-hexanol (0.1 M in each) in MeCN at 24° C. took nearly 2 h to react, with the conductivity of the solution rising from 54 μS to 5,400 μS. The small conductance of the solution prior to CS₂ addition is likely due to small impurities in the solution. After CS₂ addition, the reaction temperature spontaneously rose from 24° C. to 27° C. over two hours. Equimolar mixtures of CS₂/DBU and CS₂/1-hexanol showed no conductance, demonstrating that the formation of a charged species with CS₂ is only possible in the presence of both base and alcohol.

The product of the reaction of CS₂ with DBU and 1-hexanol was characterized with ¹H, ¹³C NMR, and IR spectroscopy (Table 2). The ¹H NMR spectrum of the 1:1:1 mixture of DBU, 1-hexanol and CS₂ showed protonated DBU at 8.4 ppm (MeCN-d₃), slightly downfield of the CO₂ and COS derivatives. There was no evidence of free alcohol O—H, but there was downfield shifting of the alcohol methylene R—CH₂—O from 3.5 ppm (MeCN-d₃) in the free alcohol to 4.3 ppm in the product. The ¹³C NMR spectrum showed that the bridgehead carbon in DBU shifted downfield to 166.4 ppm (—MeCN-d₃), indicative of protonated DBU. Similarly, the [DBUH⁺][HSO₄⁻] salt is observed at 166.3 ppm in CDCl₃. The bound dithiocarbonyl of the CS₂BOL was visible downfield at 225.0 ppm (MeCN-d₃), 32 ppm downfield of free CS₂ in 1-hexanol (193 ppm), and near the reported value for K[S₂COME] in D₂O at 235.6 ppm. The IR spectrum

10

(Table 2) of the DBU/1-hexanol CS₂BOL showed no evidence of the free O—H in 1-hexanol. Key bands found in the IR spectra of salts of the structure K⁺[⁻S₂COalkyl] are also found in the spectrum of our product.

TABLE 2

Key bands in the IR spectrum of the product of DBU/1-hexanol/CS ₂ , where the proposed structure is [DBUH ⁺][C ₆ H ₁₃ H ₇ OCSO ⁻].				
Assignment	Product cm ⁻¹	[DBUH ⁺]Cl ⁻ cm ⁻¹	K ⁺ [⁻ S ₂ COEt] ²⁹ cm ⁻¹	K ⁺ [⁻ S ₂ COBu] ³¹ cm ⁻¹
C=N	1644	1649		
C=O	1150		1143	1153
C—O—C	1107			1107
C=S	1060		1055	1065
CS ₂ ⁻	982			962

While the product of the reaction of DBU and CS₂ with 1-hexanol was a liquid, the product from benzyl alcohol was a solid salt, and was characterized crystallographically. Colorless block-shaped crystals of the salt exhibit the xanthate sp² hybridized CS₂ carbon bound through the oxygen of the reagent alcohol. The sulfur atoms are equivalent and consistent with a delocalized xanthate anion with bond lengths of S(1)-C(xanthate) 1.668 Å and S(2)-C(xanthate) 1.681 Å. The S(1)-C(xanthate)-S(2) bond angle is 126.5°.

EXAMPLE 3

The Reaction of SO₂ with Amine, Amidine and Guanidine Bases and 1-hexanol

The reaction of SO₂ with amidine or guanidine and alcohol blends to form the proposed SO₂BOL salt were first monitored by conductivity. SO₂ absorption by 0.1 M solutions of DBU and 1-hexanol in MeCN at 27° C. was rapid, with most of the reactions completed within 20 seconds. The SO₂ uptake was exothermic as noted by a spike in the temperature from 27° C. to 32° C. The conductivity of the solution rose from 5 μS to 2,900 μS. The increase in conductance suggested SO₂ was being chemically bound as a charged species and not just being physically absorbed by DBU and 1-hexanol. There was a minor increase in conductivity (25 to 200 μS) when SO₂ was added to 0.1 M DBU in MeCN which is attributed to trace amounts of water reacting to form the DBU bisulfite salt. There was no conductance seen for a solution of SO₂ in 0.1 M 1-hexanol in MeCN. Physically absorbed SO₂ cannot demonstrate an increase in conductance because there would be no charged species present in solution. The observed increase in conductance of the DBU/SO₂/1-hexanol mixture in MeCN suggests that chemical binding of SO₂ to form the charged species is only possible when both alcohol and base are present. SO₂ and 1-hexanol were found to chemically react with other bases such as 1,1,3,3 tetramethyl guanidine (TMG) and ethyldiisopropylamine (Hünig's base) to form other SO₂BOLs.

The DBU/1-hexanol/SO₂ system was spectroscopically characterized by ¹H and ¹³C NMR spectroscopy. The ¹H NMR spectrum showed the greatest downfield shift of the protonated DBU amidinium nitrogen at 10.6 ppm (MeCN-d₃) in this study. The [DBUH⁺] chemical shift appears to be linearly correlated to the acidity of the protonating acids (weak to strong: CO₂<COS<CS₂<SO₂). We had shown that the CO₂ derivative (5.5 ppm CDCl₃) appears to be close in acidity to the trichloroacetic acid salt of DBU [DBUH⁺][Cl₃CCO₂⁻] (5.5 ppm CDCl₃). The pKa of these sulfur analogues of the alkyl carbonic acids are unknown at this time,

however the SO₂ derivative is closer in acidity to that of the HCl ([DBUH⁺]Cl) salt (10.2 ppm —MeCN-d₃). The ¹H NMR showed no evidence of free alcohol O—H suggesting the base was the protonated species in solution. The ¹³C NMR spectrum showed downfield shifting of the bridgehead carbon in DBU, indicative of protonation, with the DBU shifting from 160.2 ppm (MeCN-d₃) to 166.5 ppm which appears to be closer in acidity to the sulfuric acid salt of DBU (166.3 ppm in CDCl₃).

Other SO₂BOLs were synthesized using TMG and Hünig's base paired with 1-hexanol. The ¹H NMR spectrum showed the acidic NH⁺ of TMGH⁺ at 10.5 ppm (MeCN-d₃) and the protonated Hünig's base at 9.2 ppm (MeCN-d₃) and no free alcohol O—H suggesting the base was the protonated species in solution. The ¹³C NMR spectrum of these other SO₂BOLs showed TMGH⁺ at 166.8 ppm (MeCN-d₃), while there was a small 5 ppm downfield shift for Hünig's base at 55.2 ppm (MeCN-d₃). No free alcohol O—H was observed with either TMG:1-hexanol or Hünig's base:1-hexanol after reaction with SO₂. There was no downfield shifting in the ¹H NMR spectrum of the alcohol methylene R—CH₂—O on SO₂ addition with any of the bases studied. The ¹³C NMR spectrum shows a slight upfield shift of the methylene from 62 ppm (MeCN-d₃) to 59 ppm when SO₂ is present, in comparison to 64 ppm in the analogous CO₂BOL salt.

The SO₂BOLs were also characterized by IR spectroscopy (Table 3). TMG:1-hexanol showed N—H stretching of TMGH⁺ at 3084 cm⁻¹ and 3232 cm⁻¹, and Hünig's base had N—H stretching at 3551 cm⁻¹ and 3373 cm⁻¹. These N—H stretches confirm protonation of the bases, consistent with the ¹H and ¹³C NMR data. Key IR bands in the salts of the structure K⁺[⁻O₂SOalkyl] were also observed in the spectra of our products. Furthermore the elemental analysis of the DBU/1-hexanol/SO₂ ionic liquid matched the theoretical weight percent values of the proposed SO₂BOL salt.

TABLE 3

IR of the products of the reaction of SO ₂ with base/hexanol mixtures, where the proposed structure is [baseH ⁺][C ₆ H ₁₃ H ₇ OSO ₂ ⁻].				
[DBUH ⁺] [⁻ O ₂ SOR]	[TMGH ⁺] [⁻ O ₂ SOR]	[NEt ^t Pr ₂ H ⁺] [⁻ O ₂ SOR]	Na[⁻ O ₂ SOCH ₃] ³²	K[⁻ O ₂ SOCH ₃] ³²
1622	1687	—	—	—
1600	1600	—	—	—
1467	1467	1467	1465	1462
1456	1405	1395	1439	—
1324	1319	1319	—	—
1207	1239	1239	—	—
1158	1184	1184	1177	1157
—	1121	1110, 1144	1119	1105
1037	1031	1036	1039	—
1001	—	982	—	—
671	671	673	670	645

The analogous TMG bisulfite was grown with TMG and SO₂ and water. Block-shaped yellow crystals of [TMGH⁺][HSO₃⁻] show the central sulfur bound to one double bonded oxygen with a bond length of S(1)—O(1) 1.365 Å, and two equivalent single bonded oxygens with bond lengths of S(1)—O(2) 1.474 Å, S(1)—O(3) 1.475 Å. In bisulfite anions, the H atom can be bound to the sulfur (HSO₃⁻) or to an oxygen (HOSO₂⁻). The position of the hydrogen atom was not determined in the structure.

COS is gravimetrically absorbed by a DBU/1-hexanol mixture in analogy to the uptake of CO₂. DBU/1-hexanol was able to absorb 1.1 molar equivalents of COS gas, measured

gravimetrically. 9 mmol each of DBU and 1-hexanol (combined mass of 2.25 g) absorbed 10 mmol (0.60 g) of COS. The COS uptake was mildly exothermic, and generated a lime green viscous liquid. The characteristic increase in viscosity as seen in our CO₂BOL system is consistent with the formation of an ionic liquid and not just physical adsorption of the COS. This is shown in FIG. 5.

A DBU:1-hexanol mixture also reacts with 1 molar equivalent of CS₂ making the CS₂BOL salt. CS₂ is unlike CO₂, COS, and SO₂ in that it is a liquid that boils at 46° C. CS₂ uptake by DBU and 1-hexanol greater than 1 molar equivalent was not studied because liquid CS₂ is soluble in the CS₂BOL liquid. The addition of 9 mmol of CS₂ liquid to 9 mmol of DBU and 1-hexanol was extremely exothermic, coinciding with a rapid color change to orange-red, and the largest increase in viscosity seen in this study.

Three SO₂BOLs were produced with TMG/1-hexanol, DBU/1-hexanol, and Hünig's base/1-hexanol reacted with SO₂. A 1:1 mixture of TMG and 1-hexanol absorbed 3.0 molar equivalents of SO₂, while DBU/1-hexanol and Hünig's/1-hexanol mixtures absorbed 3.0 equivalents of SO₂, the highest gas absorption in this study. We attribute the absorption of three equivalents of SO₂ to; one equivalent chemically binding to the alcohol and base and then 2 equivalents of SO₂ physically dissolving in the generated SO₂BOL ionic liquid. Ionic liquids (notably guanidinium cations) have previously been shown to physically absorb up to 2 molar equivalents of SO₂. In our SO₂ uptake experiments, the TMG/1-hexanol solution initially becomes very viscous and hot while retaining a colorless appearance, which we also saw in the absorption of CO₂ in our CO₂BOL systems. We feel this observation was due to the chemical binding of SO₂ to form the SO₂BOL ionic liquid. As more SO₂ is bubbled through the SO₂BOL, the color changes to a bright yellow-orange and the viscosity begins to decrease. While materials have been dem-

onstrated that can physically absorb 2 molar equivalents of SO₂. However SO₂BOLs are superior because they are capable of absorbing 3 molar equivalents. The present invention further differs because the SO₂BOL is not an ionic liquid until one equivalent of SO₂ is chemically bound.

For all acid gases used in this study, the DBU/1-hexanol solvent pair always remained liquid when binding the acid gases. Unlike the CO₂ systems, COS and CS₂ and SO₂ caused noticeable color changes in DBU and 1-hexanol mixtures. The difference in color between the different acid gases with DBU and 1-hexanol suggests the color is specific to the anion. Ionic liquids with nitrosomethanide anions have similarly

been shown to exhibit vivid red and blue colors. O-alkylxanthate, O-alkylthiocarbonate and O-alkylsulfite anions can be used as potential chemical sensors for acid gas detection.

Gas Release

Thermal stripping of the COSBOLs, CS₂BOLs and SO₂BOLs systems was performed to demonstrate their applicability to gas capture and release. As mentioned in our previous work, organic CO₂BOLs were predicted to have a much lower specific heat than aqueous amine systems, making them much more energy efficient to strip CO₂. This same property is also expected to hold true for the organic SO₂BOLs, COSBOLs and CS₂BOLs compared to aqueous systems. The thermal stripping of each acid gas with the exception of CS₂ from the DBU/1-hexanol solvent pair was demonstrated on an automated gas burette system.

All three acid gases were measured for gas stripping at 140° C. see FIG. 8. Each ionic liquid contained exactly 1 molar equivalent of chemically bound acid-gas for the stripping experiments. CO₂ was the fastest to strip from DBU and 1-hexanol, losing 1 molar equivalent in 30 seconds showing first order kinetics. COS was the next fastest gas to strip from DBU and 1-hexanol, similarly showing first order kinetics, however only 60% of the COS was removed from the COS-BOL at 140° C. after 3 minutes. The incomplete stripping of COS in our burette system is due to an established thermodynamic equilibrium between the gaseous COS and the chemically bound COS in the COSBOL. Complete removal of COS from the COSBOL can be achieved by sparging a gas through the burette at these temperatures or heating the COS-BOL to higher temperatures. The release of CS₂ from DBU and 1-hexanol was achieved by heating the CS₂BOL to 130° C.-150° C. and condensing the liberated CS₂ with a jacketed condenser. The ¹³C NMR spectrum of the clear and colorless distillate showed a singlet at 195 ppm (MeCN-d₃) confirming it to be CS₂. Extreme care should be taken in the case of heating the CS₂BOL in the presence of moisture; heating CS₂ in the presence of H₂O liberates COS and H₂S, both are known to be toxic gases. The hydrolysis of CS₂ into COS and H₂S proceeds easily because the C—S bond in thiobicarbonate is replaced with a much stronger C—O bond. The alcoholysis of CS₂ with alcohols does not proceed to make COS and thiols in analogy to the hydrolysis reaction because the R—CH₂—O bond in the alcohol is much less readily cleaved than the H—O bond in water.

The release of the two molar equivalents of physically absorbed SO₂ from the SO₂BOLs was rapid and first order with respect to SO₂. The physically absorbed SO₂ was thermally stripped from TMG/1-hexanol and DBU/1-hexanol at varied temperatures (100° C. to 150° C.) rapidly. Placing the corresponding SO₂BOL under vacuum overnight at room temperature also stripped the physically absorbed SO₂. Once the physically absorbed gas had been removed, none of the SO₂BOL liquids showed any further mass loss even after 36 hours under vacuum, indicating that the one equivalent of SO₂ was chemically bound and that SO₂BOLs have no appreciable vapor pressure.

The thermal release of chemically bound SO₂ from SO₂BOLs was more difficult to accomplish than the removal of the dissolved SO₂. Neither DBU/1-hexanol nor TMG/1-hexanol mixtures released chemically bound SO₂ at temperatures as high 150° C. a much stronger chemical binding of SO₂ than CO₂, COS and CS₂. The strength of acid gas binding in these systems appears to be linearly correlated to the Lewis acidity of the acid gas in decreasing order; SO₂>CS₂>COS>CO₂. While amidines and guanidines did not release chemically bound SO₂ at temperatures less than

150° C., a less basic tertiary amine such as Hünig's base when paired with 1-hexanol did release chemically bound SO₂ rapidly at 140° C. In the desulfoxylation of the Hünig's base and 1-hexanol SO₂BOL, a large reflux condenser (flowing ethylene glycol at 5° C. and a second liquid trap were employed to capture any evaporated Hünig's base and prevent vapors of the base from contributing to the volume of evolved gas measured by the burette. 40% of SO₂ was stripped at 140° C. which is due to the thermodynamic equilibrium between gaseous SO₂ and chemically bound SO₂ in the SO₂BOL. Complete stripping of SO₂ can be accomplished by flushing gas through the burette or by heating the SO₂BOL to higher temperatures. For SO₂ capture and release in a SO₂BOL system, strong bases such as DBU and TMG will not be useful due to their excessively strong binding of SO₂. Less basic simple amines such as Hünig's base are a more practical choice. Also, Hünig's base does not form a CO₂BOL or react with CO₂ and H₂O. The demonstrated selectivity to SO₂ over CO₂ by simple amines such as Hünig's base make SO₂BOLs attractive SO₂ desulfurization solvents for purifying a CO₂ stream.

CO₂BOL systems have been shown to chemically react with three sulfur-containing acid gases. COS, CS₂ and SO₂ react in the same manner as CO₂ towards amidine/alcohol and guanidine/alcohol blends. These systems are the first to show reversible binding and release of COS and CS₂. The capture of the acid gases with DBU and 1-hexanol results in viscous, colored ionic liquids (green=COS, orange=SO₂, red=CS₂) containing novel O-alkylxanthate, O-alkylthiocarbonyl and O-alkylsulfite anions. These new colored ionic liquids hold potential as chemical sensors for specific acid gases. Each SO₂BOL, COSBOL and CS₂BOL was characterized by spectroscopic and conductivity measurements to confirm the chemical binding of the acid gases to the alkoxide anion. Elemental analysis also confirmed the chemical composition of DBU and 1-hexanol COSBOL, CS₂BOL, and SO₂BOL ionic liquids. Each acid gas was thermally stripped from the solvent, showing the potential for reversible COS, CS₂ and SO₂ capture and release similar to our CO₂BOL system. Hünig's base and 1-hexanol was shown to be selective for SO₂ and not CO₂ making it an attractive SO₂ scrubber. Ultimately base/alcohol mixtures show promise for the capture and release of four different acid gases, showcasing this new class of acid gas-specific scrubbing systems.

While various preferred embodiments of the invention are shown and described, it is to be distinctly understood that this invention is not limited thereto but may be variously embodied to practice within the scope of the following claims. From the foregoing description, it will be apparent that various changes may be made without departing from the spirit and scope of the invention as defined by the following claims.

What is claimed is:

1. A system for capturing NO₂, from a gas mixture that includes at least some NO₂, characterized by:
 - an organic liquid; comprised of a base and an alcohol, that reacts with said NO₂ to form a heteroatom analog of alkyl-carbonate and that reversibly traps said NO₂ in an ionic liquid wherein NO₂, is chemically released by the ionic liquid upon application of a trigger.
2. A method for capturing acid gasses from a mixture of gasses comprising the steps of:
 - providing an organic liquid, said organic liquid comprising an alcohol/amidine combination, that is able to reversibly bind an acid gas;
 - capturing said acid gas by contacting the organic liquid with said mixture of gasses to reversibly bind the acid gas as ionic liquid;

15

transporting said ionic liquid to another location;
chemically releasing said acid gas from said ionic liquid;
and
reusing said organic liquid.

3. A method for capturing acid gasses from a mixture of
gasses comprising the steps of:

providing an organic liquid, said organic liquid comprising
an alcohol/guanidine combination, that is able to revers-
ibly bind an acid gas;

capturing said acid gas by contacting the organic liquid
with said mixture of gasses to reversibly bind the acid
gas as ionic liquid;

transporting said ionic liquid to another location;
chemically releasing said acid gas from said ionic liquid;
and

reusing said organic liquid.

4. A system for capturing SO₂, from a gas mixture that
includes at least some SO₂, characterized by:

an organic liquid; comprised of a base and an alcohol, that
reacts with said SO₂ to form a heteroatom analog of
alkyl-carbonate and that reversibly traps said SO₂ as an
ionic liquid wherein SO₂ is released by the ionic liquid
upon application of a trigger.

5. A system for capturing a desired acid gas from a mixed
gas stream characterized by:

At least one non-ionic organic liquid; comprised of a base
and an alcohol, that reacts with a desired acid gas within
said acid gas stream to form a heteroatom analog of
alkyl-carbonate that reversibly traps said desired acid
gas as an ionic liquid.

6. The system of claim 5 wherein said system comprises at
least two nonionic organic liquids; each of said nonionic
organic liquids comprised of a base and an alcohol, and react

16

with a desired acid gas within said acid gas stream to form a
heteroatom analog of alkyl-carbonate that reversibly traps
said desired acid gas as an ionic liquid.

7. The system of claim 5 wherein said system further com-
prises a trigger that when applied to said ionic liquid chemi-
cally releases acid gas from said ionic liquid and regenerates
said non-ionic organic liquid.

8. The system of claim 5 wherein said system is a closed
reactant system.

9. A system for capturing SO₂, from a gas mixture that
includes at least some SO₂ characterized by:

a non ionic organic liquid that reacts with Sato form a
heteroatom analogue of alkyl-carbonate and that revers-
ibly traps SO₂ as an ionic liquid; and releases SO₂ from
the ionic liquid upon application of a trigger selected
from the group consisting of:

exposing the ionic liquid to heat, light, electricity, ultrasound,
sparging in a lower concentration acid gas environment, or
combinations thereof.

10. A method for capturing acid gasses from a mixture of
gasses comprising the steps of:

providing a non ionic organic liquid that is able to revers-
ibly bind an acid gas;

capturing said acid gas by contacting the organic liquid
with said mixture of gasses to reversibly bind the acid
gas as ionic liquid;

transporting said ionic liquid to another location;

releasing said acid gas from said ionic liquid; and

reusing said organic liquid

wherein said organic liquid is an alcohol/amidine combi-
nation.

* * * * *