

PNNL-32903

Self-Healing Polymer-Modified Cements for Ambient-Temperature Applications

May 2022

Carlos A Fernandez
Guoqing Jian
Lelia Cosimbescu

DISCLAIMER

This report was prepared as an account of work sponsored by an agency of the United States Government. Neither the United States Government nor any agency thereof, nor Battelle Memorial Institute, nor any of their employees, **makes any warranty, express or implied, or assumes any legal liability or responsibility for the accuracy, completeness, or usefulness of any information, apparatus, product, or process disclosed, or represents that its use would not infringe privately owned rights.** Reference herein to any specific commercial product, process, or service by trade name, trademark, manufacturer, or otherwise does not necessarily constitute or imply its endorsement, recommendation, or favoring by the United States Government or any agency thereof, or Battelle Memorial Institute. The views and opinions of authors expressed herein do not necessarily state or reflect those of the United States Government or any agency thereof.

PACIFIC NORTHWEST NATIONAL LABORATORY
operated by
BATTELLE
for the
UNITED STATES DEPARTMENT OF ENERGY
under Contract DE-AC05-76RL01830

Printed in the United States of America

Available to DOE and DOE contractors from
the Office of Scientific and Technical
Information,
P.O. Box 62, Oak Ridge, TN 37831-0062
www.osti.gov
ph: (865) 576-8401
fox: (865) 576-5728
email: reports@osti.gov

Available to the public from the National Technical Information Service
5301 Shawnee Rd., Alexandria, VA 22312
ph: (800) 553-NTIS (6847)
or (703) 605-6000
email: info@ntis.gov
Online ordering: <http://www.ntis.gov>

Self-Healing Polymer-Modified Cements for Ambient-Temperature Applications

May 2022

Carlos A Fernandez
Guoqing Jian
Lelia Cosimbescu

Prepared for
the U.S. Department of Energy
under Contract DE-AC05-76RL01830

Pacific Northwest National Laboratory
Richland, Washington 99354

Abstract

We present two novel polymer-modified cement formulations which can self-heal cement microfractures at ambient temperature. The polymers used are either commercially available boric acid gel (BAG) or a synthesized polymer MBA-BDA.

Summary

This report summarizes the progress of developing polymer-modified cement formulations. The polymers used are either commercially available or synthesized in house. Results show two formulations (commercial boric acid gel BAG and as-synthesized polymer MBA-BDA), both with potential to bring about room-temperature self-healing to conventional cement.

Acknowledgments

The research described in this report was conducted under the Laboratory Directed Research and Development (LDRD) Program as a strategic investment at the Pacific Northwest National Laboratory (PNNL), a multiprogram national laboratory operated by Battelle for the U.S. Department of Energy. PNNL is a multi-program national laboratory operated for the U.S. Department of Energy (DOE) by Battelle Memorial Institute under Contract No. DE-AC05-76RL01830.

Contents

Abstract.....	ii
Summary	iii
Acknowledgments.....	iv
Acronyms and Abbreviations.....	Error! Bookmark not defined.
1.0 Project Approach, Results, and Accomplishments.....	1
2.0 Conclusions.....	3
3.0 References.....	Error! Bookmark not defined.

Figures

<i>Figure 1</i> structure of boric acid gel (BAG).....	1
<i>Figure 2</i> Plastic viscosity of cement <i>W</i> and <i>W/O</i> 1.5 wt% BAG	1
<i>Figure 3</i> structure of <i>N, N</i> -methylene-bis-acrylamide (MBA) and 1,4-butanediamine (BDA) copolymer.....	2
<i>Figure 4</i> (left)crushed MBA-BDA glassy polymer under the microscope; (right) 10wt% MBA- BDA cement after healing. <i>T</i> =room temperature	2

Tables

<i>Table 1</i> Recovery test of compressive strength	1
--	---

1.0 Project Approach, Results, and Accomplishments

The structure of BAG is shown in **Figure 1** (0.1-0.4 mm particle size). Two batches of cement samples with and without 1.5wt % BAG polymer were prepared, and the initial compressive strength was tested which is denoted as C_{s0} . After the initial compressive strength test, the sample was aged at room temperature for at least one week under 100% humidity and then measured again, the strength is denoted as C_{s1} . C_{s0}/C_{s1} is the recovered ratio of compressive strength. The results show that 1.5 wt% BAG in cement can recover the cement strength by 82.5% and control sample only recovers by 7.2% (**Table 1**).

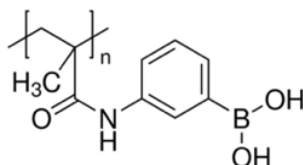


Figure 1 structure of boric acid gel (BAG)

The rheology test of the cement slurry with 1.5 wt% BAG shows lower plastic viscosity (better workability) than conventional cement in the first two hours of hydration and similar plastic viscosity to conventional cement then after (see **Figure 2**).

Table 1 Recovery test of compressive strength

Samples	C_{s0} (psi)	C_{s1} (psi)	C_{s0}/C_{s1}
Control	3109	225	7.2%
Control+1.5wt%BAG	5405	4458	82.5%

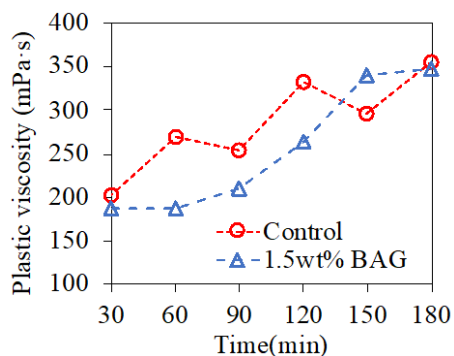


Figure 2 Plastic viscosity of cement W and W/O 1.5 wt% BAG

The structure of the MBA-BDA copolymer is shown in **Figure 3**. The MBA-BDA copolymer was synthesized at 35°C for 24 hours in the presence of MeOH/H₂O. Then acetone was added to precipitate the copolymer product. After waiting overnight and MBA-BDA polymer can be achieved in the precipitated phase. The solvent was removed, and the MBA-BDA polymer was rinsed 5 times with acetone followed by vacuum drying at 50°C for 48 hours. The final product is a glassy polymer and can be made into powders easily with pestle and mortar.

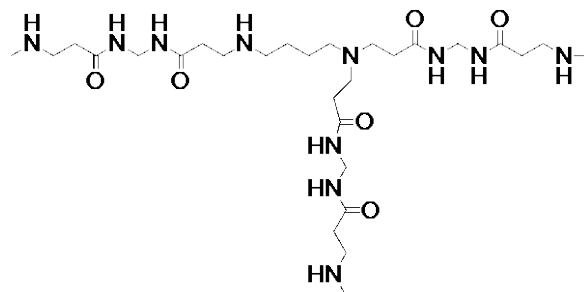


Figure 3 structure of *N, N*-methylene-bis-acrylamide (MBA) and 1,4-butanediamine (BDA) copolymer

Figure 4 (a) to (d) shows the self-healing processes of MBA-BDA polymer at room temperature. The polymer plate was made with MBA-BDA powders and heated to 100 °C and then pressed to a round plate. At room temperature, the broken polymer plate can heal itself multiple times. A cement sample containing 10 wt% MBA-BDA seems to self-heal after 24 hours when it is cracked in two pieces (**Figure 4(e)**).




Figure 4 (left) crushed MBA-BDA glassy polymer under the microscope; (right) 10wt% MBA-BDA cement after healing. T =room temperature

2.0 Conclusions

This work reports on two promising polymers for the formulation of self-healing polymer-modified cement at ambient temperature. The first polymer, BAG, can recover the cement compressive strength by more than 80% after the first damaging event and it will be subjected to additional damage/healing cycles. Its slurry viscosity is lower than or equal the control sample in the first three hours of hydration, which suggests good workability. The second polymer, MBA-BDA, also shows potential as an additive to bring about self-healing capability to cement (Figure 4(e)) though quantitative mechanical tests are required.

Pacific Northwest National Laboratory

902 Battelle Boulevard
P.O. Box 999
Richland, WA 99354

1-888-375-PNNL (7665)

www.pnnl.gov