



# Analysis of Air-Purifying Respirator (APR) Cartridge Performance Testing on Hanford Tanks SX-101 and SX-104

## Volume 1

**July 2020**

SK Nune  
CK Clayton  
J Liu  
CJ Freeman  
TM Brouns  
LA Mahoney



Prepared for the U.S. Department of Energy  
under Contract DE-AC05-76RL01830



## DISCLAIMER

This report was prepared as an account of work sponsored by an agency of the United States Government. Neither the United States Government nor any agency thereof, nor Battelle Memorial Institute, nor any of their employees, makes **any warranty, express or implied, or assumes any legal liability or responsibility for the accuracy, completeness, or usefulness of any information, apparatus, product, or process disclosed, or represents that its use would not infringe privately owned rights.** Reference herein to any specific commercial product, process, or service by trade name, trademark, manufacturer, or otherwise does not necessarily constitute or imply its endorsement, recommendation, or favoring by the United States Government or any agency thereof, or Battelle Memorial Institute. The views and opinions of authors expressed herein do not necessarily state or reflect those of the United States Government or any agency thereof.

PACIFIC NORTHWEST NATIONAL LABORATORY  
*operated by*  
BATTELLE  
*for the*  
UNITED STATES DEPARTMENT OF ENERGY  
*under Contract DE-AC05-76RL01830*

Printed in the United States of America

Available to DOE and DOE contractors from the  
Office of Scientific and Technical Information,  
P.O. Box 62, Oak Ridge, TN 37831-0062;  
ph: (865) 576-8401  
fax: (865) 576-5728  
email: [reports@adonis.osti.gov](mailto:reports@adonis.osti.gov)

Available to the public from the National Technical Information Service  
5301 Shawnee Rd., Alexandria, VA 22312  
ph: (800) 553-NTIS (6847)  
email: [orders@ntis.gov](mailto:orders@ntis.gov) <<http://www.ntis.gov/about/form.aspx>>  
Online ordering: <http://www.ntis.gov>



This document was printed on recycled paper.

(8/2010)





# **Analysis of Air-Purifying Respirator (APR) Cartridge Performance Testing on Hanford Tanks SX-101 and SX-104**

## **Volume 1**

SK Nune  
CK Clayton  
J Liu  
CJ Freeman  
TM Brouns  
LA Mahoney

July 2020

Prepared for  
the U.S. Department of Energy  
under Contract DE-AC05-76RL01830

Pacific Northwest National Laboratory  
Richland, Washington 99352



## Executive Summary

Washington River Protection Solutions (WRPS) conducted tests on two types of chemical cartridges for use in air-purifying respirators to determine the period of time that the cartridges would provide adequate performance<sup>1</sup> to protect workers when exposed to a mixture of Chemicals of Potential Concern (COPC) from vapors exiting the headspaces of Hanford tanks SX-101 and SX-104. The Occupational Safety and Health Administration (OSHA) considers cartridge testing a valid approach for establishing cartridge change schedules.<sup>2</sup> Testing is commonly applied in situations where mixtures of COPCs exist and where other approaches such as manufacturer recommendations and modeling are less reliable. The tests were designed and conducted to ensure measurement and/or control of the key variables OSHA identified as important to estimate the cartridge service life, including temperature, humidity, COPC concentration, breathing rate, and cartridge adsorption capacity.

Testing was conducted from June 16–17, 2017, and June 23–24, 2017, using headspace vapors from Hanford tank SX-104 and Hanford tank SX-101, respectively. Headspace vapors under static conditions were fed to a respirator cartridge test stand developed by WRPS in collaboration with HiLine Engineering (Richland, Washington). Multipurpose respirator cartridges, SCOTT 7422-SD1 and SCOTT 7422-SC1 (SCOTT Safety, Monroe, North Carolina), were assessed on separate days. Sample media (sorbent tubes) were used to collect samples of the vapor stream entering and exiting the respirator cartridges, and subsequently were analyzed for COPC concentrations. Pacific Northwest National Laboratory was tasked with conducting an independent analysis of the analytical results and making recommendations based on the results for respiratory cartridge performance and service life. The key conclusions from the analysis are described below.

### Hanford Tank SX-101

Based on measured cartridge inlet vapor concentrations from tank SX-101, three COPCs—ammonia, furan, and N-nitrosodimethylamine (NDMA) exceeded their corresponding Occupational Exposure Limits (OEL),<sup>3</sup> while four COPCs—mercury, 1,3-butadiene, N-nitrosodiethylamine (NDEA), and N-nitrosomethylethylamine (NMEA) had one or more inlet concentration measurements greater than 10% of their OELs, and greater than their analytical detection limits<sup>4</sup> (DL) or reporting limits (RL) but less than 100% of their OELs. Specific observations for these COPCs are given below. All other COPC inlet and outlet measurements did not exceed either 10% of their OELs or their RLs.

---

<sup>1</sup> “Adequate performance” refers to being below the breakthrough criterion used in this analysis, which is having a sustained cartridge outlet concentration above 10% of a compound’s OEL. Ultimately, Industrial Hygiene professionals will use these results along with specific hazard assessments to determine service life, change schedules, and cartridge use that provides the necessary performance.

<sup>2</sup> OSHA Respirator Change Schedules Mathematical Modeling, and Factors that Influence Cartridge Service Life, [https://www.osha.gov/SLTC/etools/respiratory/change\\_schedule.html](https://www.osha.gov/SLTC/etools/respiratory/change_schedule.html).

<sup>3</sup> OELs accepted for Hanford tank farm use are based on OELs established by a U.S. governmental agency or national professional organization (e.g., OSHA, National Institute for Occupational Safety and Health, American Conference of Governmental Industrial Hygienists), or if no U.S. OEL exists, standard toxicological practices are applied to develop OELs based on the best available science. The OEL for NDMA was established in 2005 based on the MAK (Maximale Arbeitsplatzkonzentration) Commission standard adopted in Europe.

<sup>4</sup> In this report, DL is used to refer either to an analytical RL or a DL. The use of either an RL or a DL varied among analytical laboratories. An RL (equivalent to a limit of quantification) was used instead of an analytical method DL by several laboratories for specific COPC analyses. See Appendix C and Appendix F for additional information on the specific use of RLs or DLs for each COPC.

- Maximum ammonia concentrations at the respirator cartridge inlet to the SCOTT 7422-SD1 and SCOTT 7422-SC1 cartridges were 1385% and 1294% of the OEL, respectively. These concentrations were higher than historic headspace and breather filter measurements from SX-101 by a factor of more than 50×. However, the historic headspace measurement was taken while an exhauster was operational in the SX Farm, and a vapor measurement from the breather filter may not have been representative of headspace concentrations. Most of the cartridge outlet concentrations for ammonia exceeded 10% of its OEL. Ammonia breakthrough appeared to occur in the SCOTT 7422-SD1 cartridge, above 10% of the OEL, within 2 hours. Similarly, breakthrough of the SCOTT 7422-SC1 cartridge was evident within 2 hours. These breakthrough times are consistent with those measured in prior respirator cartridge tests for Hanford tanks, based on the inlet concentrations to the cartridges.
- Maximum mercury concentrations at the inlets to the SCOTT 7422-SD1 and SCOTT 7422-SC1 cartridges were 13% and 14% of the OEL, respectively. These concentrations were higher than the historical measurements from SX-101, which were less than the analytical reporting limit (RL) (0.2% of the OEL). All the cartridge outlet concentrations for mercury were below the RL, indicating that no breakthrough occurred.
- Maximum 1,3-butadiene concentrations at the inlets to the SCOTT 7422-SD1 and SCOTT 7422-SC1 cartridges were 5.0% and 5.5% of the OEL, respectively, but most inlet measurements were <DL. The maximum inlet concentrations were higher than the single historical <RL measurement (<0.2% of the OEL) from SX-101. Most of the cartridge outlet concentrations for 1,3-butadiene from the SCOTT 7422-SD1 cartridge were below the DL. However, the single 8-hour cartridge outlet measured 13.9% of the OEL for the SCOTT 7422-SD1 cartridge, indicating potential breakthrough behavior or possible analytical error. Initial outlet concentrations for 1,3-butadiene from the SCOTT 7422-SC1 cartridge were below the DL, but gradually increased reaching a maximum of 7.4 % of the OEL at 14 hours. These results suggest potential breakthrough-like behavior, but at inlet and outlet concentrations below 10% of the OEL.
- Maximum furan concentrations at the inlets to the SCOTT 7422-SD1 and SCOTT 7422-SC1 cartridges were 138% and 169% of the OEL, respectively. Few historical measurements for furan in SX-101 were available, and all results were below an elevated reporting limit (RL) of 230% of the OEL. Therefore, comparison to cartridge maximums was inconclusive. All the cartridge outlet concentrations for furan were below the RL, indicating that no breakthrough occurred.
- Maximum NDMA concentrations at the inlet to the SCOTT 7422-SD1 and SCOTT 7422-SC1 respirator cartridges were 4572% and 4750% of the OEL, respectively. These concentrations are considerably higher than the available historical measurements, which were less than the RL (2.3% of the OEL). All measured outlet concentrations from the SCOTT 7422-SD1 cartridge were less than the RL, indicating no breakthrough for either cartridge. The cartridge outlet concentrations for NDMA from the SCOTT 7422-SC1 cartridge also were below the RL, except for the 6-hour and 8-hour cartridge outlet measurements, which reached a maximum of 12.4% of the OEL before decreasing to less than the RL for the remainder of the test. The results could indicate breakthrough behavior within 6 hours but could also be explained by analytical error.
- Maximum NDEA and NMEA concentrations at the inlet to the SCOTT 7422-SD1 and SCOTT 7422-SC1 cartridges ranged from 57% to 69% of the OEL. These concentrations are higher than the historical measurements available for each COPC, which were less than the RL (5% and 2%, respectively). All outlet concentrations were less than the RLs, indicating no breakthrough occurred for either cartridge.

## Hanford Tank SX-104

Based on measured cartridge inlet vapor concentrations from tank SX-104; three COPCs—ammonia, NDMA, and NDEA—exceeded their corresponding OELs. Four COPCs—mercury, 2,5-dimethylfuran, NMEA, and N-nitrosomorpholine—had one or more inlet concentration measurements greater than 10% of their respective OELs and greater than their DLs or RLs, but less than 100% of their OELs. Specific observations for these COPCs are given below. All other COPC inlet and outlet measurements did not exceed either 10% of their OELs or their RLs.

- Maximum ammonia concentrations at the respirator cartridge inlet to the SCOTT 7422-SD1 and SCOTT 7422-SC1 cartridges were 828% and 780% of the OEL, respectively. These concentrations were lower than the historical maximum (1572%) measurement from the SX-104 headspace but were generally consistent with historic average concentrations. All cartridge outlet concentrations for ammonia exceeded 10% of its OEL. Ammonia breakthrough (>10% of the OEL) occurred in less than 2 hours for both SCOTT 7422-SD1 and SCOTT-7422-SC1 cartridges. These breakthrough times are consistent with those measured in prior respirator cartridge tests for Hanford tanks, based on the inlet concentrations to the cartridges.
- Maximum mercury concentrations at inlets to the SCOTT 7422-SD1 and SCOTT 7422-SC1 cartridges were 61% and 67% of the OEL, respectively. These concentrations were higher than the historical average (20%) and maximum (32%) SX-104 headspace measurements. All cartridge outlet concentrations for mercury were below the RL, indicating no breakthrough.
- The maximum concentrations of 2,5-dimethylfuran at the inlet to the SCOTT 7422-SD1 and SCOTT 7422-SC1 cartridges were 27% and 14% of the OEL, respectively. Both maxima were above the DL (6.5% of the OEL), but only the SCOTT 7422-SD1 cartridge inlet was above the RL (approximately 21.7% of the OEL). Cartridge outlet concentrations for 2,5-dimethylfuran from the SCOTT 7422-SD1 cartridge were below the DL, except for the measurement after 4 hours, which reached 21.7% of the OEL, indicating potential breakthrough. Note that several 2,5-dimethylfuran measurements from the blank and baseline tubes also reported concentrations greater than the RL, which puts the elevated inlet and outlet measurements for this COPC in question. The single available historic measurement of the SX-104 headspace was less than the RL (25% of the OEL).
- Maximum NDMA concentrations at the SCOTT 7422-SD1 and SCOTT 7422-SC1 cartridges were 2025% and 2119% of the OEL, respectively. These concentrations are less than the historical average (4733%) and maximum (9300% of the OEL) headspace measurements. All measured outlet concentrations were less than the analytical RL of approximately 4.4% of the OEL, indicating no breakthrough for either cartridge.
- Maximum NDEA concentrations at the inlet to the SCOTT 7422-SD1 and SCOTT 7422-SC1 cartridges were 287% and 412% of the OEL, respectively. These concentrations are higher than the average and maximum historical concentration measurements from the headspace, which were less than the RL. However, all outlet concentrations were less than the RL of approximately 11% of the OEL, indicating no breakthrough for either cartridge.
- Maximum NMEA concentrations at the inlet to the SCOTT 7422-SD1 and SCOTT 7422-SC1 cartridges were 31.5% and 32.3%, respectively. These concentrations are higher than the average and maximum historical concentration measurements from SX-104 headspace, which were less than the RL. All outlet concentrations were less than the RL of approximately 4.1% of the OEL, indicating no breakthrough for either cartridge.
- Maximum N-nitrosomorpholine concentrations at the inlet to the SCOTT 7422-SD1 and SCOTT 7422-SC1 cartridges were both 11.2% of the OEL. These concentrations are higher than historical concentration measurements, which were both less than the RL. All outlet concentrations were less than the RL of approximately 1.6% of the OEL, indicating no breakthrough for either cartridge.

## Recommendations

Based on the measurements taken for this study, ammonia breakthrough, above 10% of its OEL, occurred earlier than any other COPCs—within 2 hours for both cartridges in both Hanford tanks SX-101 and SX-104. The average inlet concentration of ammonia was greater than 800% of the OEL, which correlates consistently with observed breakthrough times from past respirator cartridge testing. As with previous cartridge performance studies on Hanford tank vapors, the experimental results in this study support using the breakthrough measurements for ammonia as an early indicator, compared to other COPCs, to inform an appropriate respirator cartridge change-out schedule.

- Variations in humidity, temperature, or cartridge inlet concentration for any COPCs, compared to those measured in the current study, could impact breakthrough time, especially if OEL thresholds are exceeded.
- Analytical concerns regarding the 2,5-dimethylfuran data were identified. Specifically, some measurements of that COPC from the blank and baseline sorbent tubes exceeded the RL value. This puts the currently used RL value into question. Thus, it is recommended that the protocol for 2,5-dimethylfuran testing be updated to make sure the fresh tubes are adequately clean/regenerated. Cartridge performance for several lower boiling point furan compounds including furan, 2,5-dihydrofuran, and 2-methylfuran was assessed using secondary analysis methods that provided better quantitation, but higher DLs. Improvements in quantitation limits (for both DLs and RLs) for these furans are recommended to improve cartridge performance evaluation.

The *Overview of 2016 through 2018 Testing of Air-Purifying Respirator Cartridge Performance on Multiple Hanford Tank Headspace and Exhausters*<sup>1</sup> provides additional information on the use of the cartridge testing results for the first 28 cartridge tests with the manufacturers service life models.

---

<sup>1</sup> Freeman CJ, J Liu, C Clayton, SK Nune, LA Mahoney, CL Bottenus, TM Brouns, P Humble, and MJ Minette. 2020. *Overview of 2016 through 2018 Testing of Respirator Cartridge Performance on Multiple Hanford Tank Headspace and Exhausters*. PNNL-26821 Revision 1, Pacific Northwest National Laboratory, Richland, Washington.

## Revision History

Revision Number	Effective Date	Description of Change
A		Initial Draft
0	July 2020	<p>This report has been revised to address external peer review comments on the Rev. 0 report and subsequent test reports from 2016 cartridge testing, and to correct data reporting errors. The principal changes included:</p> <ol style="list-style-type: none"><li>1. Addressing several external peer review comments including:<ol style="list-style-type: none"><li>a. Referencing the <i>Overview of 2016 Through 2018 Testing of Air-Purifying Respirator Cartridge Performance on Multiple Hanford Tank Headspace and Exhausters</i> (PNNL-26821 Rev. 1), which provided additional information on historic COPC source concentrations and the significance of any differences between cartridge-testing results and historic maxima.</li><li>b. Adding descriptive information to Appendices A, B, and C to provide additional clarity on the contents and methods applied</li><li>c. Clarifying terminology regarding breakthrough time versus service life and change-out schedule.</li></ol></li></ol>





## Acronyms and Abbreviations

ALS	ALS Environmental Salt Lake City
APR	air-purifying respirator
CAS	Chemical Abstracts Service
CBAL	Columbia Basin Analytical Laboratory, part of the RJ Lee Group
CFR	Code of Federal Regulations
COPC	Chemicals of Potential Concern
CVAA	Cold Vapor Atomic Absorption
DL	detection limit
EPA	U.S. Environmental Protection Agency
GC–FID	Gas Chromatography–Flame Ionization Detector
GC/MS	Gas Chromatography/Mass Spectrometry
GC–TEA	Gas Chromatography–Thermal Energy Analyzer
HPLC	High Performance Liquid Chromatography
HPLC–UV	High Performance Liquid Chromatography–Ultraviolet
IC	Ion Chromatography
NDEA	N-nitrosodiethylamine
NDMA	N-nitrosodimethylamine
NIOSH	National Institute of Occupational Safety and Health
NMEA	N-nitrosomethylethylamine
OEL	Occupational Exposure Limit
OSHA	Occupational Safety and Health Administration
PAPR	Powered air-purifying respirator
PNNL	Pacific Northwest National Laboratory
ppm	parts per million
RL	reporting limit
SCBA	Self-Contained Breathing Apparatus
SWIHD	Site-Wide Industrial Hygiene Database
TIC	Tentatively Identified Compound
TWINS	Tank Waste Information Network System
VOC	Volatile Organic Compound
WC	Water Column
WHL	Wastren Hanford Laboratory (222S)
WRPS	Washington River Protection Solutions



# Contents

Executive Summary .....	iii
Acronyms and Abbreviations .....	v
1.0 Introduction/Project Description .....	1.1
2.0 Regulatory Requirements .....	2.1
2.1 Background on Regulatory Requirements .....	2.1
2.2 OSHA-Approved Methods for Determining Cartridge Change-Out Times .....	2.1
3.0 Description of Testing Program .....	3.1
4.0 Data Analysis.....	4.1
4.1 SX-101 .....	4.1
4.2 SX-104 .....	4.4
5.0 Plots of COPCs with Significant Detected Values .....	5.1
5.1 SX-101 .....	5.1
5.2 SX-104 .....	5.9
6.0 Factoring in Historical Concentration Data.....	6.1
6.1 SX-101 .....	6.2
6.2 SX-104 .....	6.3
7.0 Conclusions .....	7.1
7.1 SX-101 .....	7.1
7.2 SX-104 .....	7.2
8.0 Recommendations .....	8.1
9.0 References .....	9.1
Appendix A – Description of Respirator Cartridge-Testing Setup.....	A.1
Appendix B – Analytical Testing .....	B.1
Appendix C – Raw Analytical Data.....	C.1
Appendix D – Data Reduction Steps .....	D.1
Appendix E – Plots of Other COPCs with Significant (2–10% of the OEL) Detected Values .....	E.1
Appendix F – Historical Data Comparison.....	F.1
Appendix G – Manufacturer's Service Life Estimation.....	G.1



## Figures

1	Plot of Measured Ammonia Concentrations before the Inlets and after the Outlets of the Two Respirator Cartridges Tested (SCOTT 7422-SD1 and SCOTT 7422-SC1) on SX-101.....	5.2
2	Plot of Measured Mercury Concentrations before the Inlets and after the Outlets of the Two Respirator Cartridges Tested (SCOTT 7422-SD1 and SCOTT 7422-SC1) on SX-101.....	5.3
3	Plot of Measured 1,3-Butadiene Concentrations before the Inlets and after the Outlets of the Two Respirator Cartridges Tested (SCOTT 7422-SD1 and SCOTT 7422-SC1) on SX-101.....	5.4
4	Plot of Measured Furan Concentrations before the Inlets and after the Outlets of the two Respirator Cartridges Tested (SCOTT 7422-SD1 and SCOTT 7422-SC1) on SX-101.....	5.5
5	Plot of Measured N-nitrosodimethylamine Concentrations before the Inlets and after the Outlets of the Two Respirator Cartridges Tested (SCOTT 7422-SD1 and SCOTT 7422-SC1) on SX-101.....	5.6
6	Plot of Measured N-nitrosodiethylamine Concentrations before the Inlets and after the Outlets of the Two Respirator Cartridges Tested (SCOTT 7422-SD1 and SCOTT 7422-SC1) on SX-101.....	5.7
7	Plot of Measured N-nitrosomethylethylamine Concentrations before the Inlets and after the Outlets of the Two Respirator Cartridges Tested (SCOTT 7422-SD1 and SCOTT 7422-SC1) on SX-101.....	5.8
8	Plot of Measured Ammonia Concentrations before the Inlets and after the Outlets of the Two Respirator Cartridges Tested (SCOTT 7422-SD1 and SCOTT 7422-SC1) on SX-104.....	5.10
9	Plot of Measured Mercury Concentrations before the Inlets and after the Outlets of the Two Respirator Cartridges Tested (SCOTT 7422-SD1 and SCOTT 7422-SC1) on SX-104.....	5.11
10	Plot of Measured 2,5-Dimethylfuran Concentrations before the Inlets and after the Outlets of the Two Respirator Cartridges Tested (SCOTT 7422-SD1 and SCOTT 7422-SC1) on SX-104.....	5.12
11	Plot of Measured N-nitrosodimethylamine Concentrations before the Inlets and after the Outlets of the Two Respirator Cartridges Tested (SCOTT 7422-SD1 and SCOTT 7422-SC1) on SX-104.....	5.13
12	Plot of Measured N-nitrosodiethylamine Concentrations before the Inlets and after the Outlets of the Two Respirator Cartridges Tested (SCOTT 7422-SD1 and SCOTT 7422-SC1) on SX-104.....	5.14
13	Plot of Measured N-nitrosomethylethylamine Concentrations before the Inlets and after the Outlets of the Two Respirator Cartridges Tested (SCOTT 7422-SD1 and SCOTT 7422-SC1) on SX-104.....	5.15
14	Plot of Measured N-nitrosomorpholine Concentrations before the Inlets and after the Outlets of the Two Respirator Cartridges Tested (SCOTT 7422-SD1 and SCOTT 7422-SC1) on SX-104.....	5.16

## Tables

1	Summary of Analyzed COPCs for Tank SX-101 .....	4.2
2	Summary of Analyzed COPCs for Tank SX-104 .....	4.5
3	Historical SX-101 Data for COPCs with Boiling Points less than 70°C (158°F).....	6.1
4	Historical SX-104 Data for COPCs with Boiling Points less than 70°C (158°F).....	6.2



## **1.0 Introduction/Project Description**

As the Tank Operations Contractor for U.S. Department of Energy operations at the Hanford site, Washington River Protection Solutions (WRPS) is responsible for managing highly radioactive wastes stored in tanks at the Hanford site in Washington State. WRPS recently identified the need to test air-purifying respirator (APR) and powered air-purifying respirator (PAPR) chemical cartridges for use at Hanford tank farms. The tests were conducted to determine the period of time that the cartridges would provide adequate performance for APRs and PAPRs used to protect workers exposed to a mixture of Chemicals of Potential Concern (COPC) from any vapors exiting headspaces in the tanks. In accordance with the standard established in Title 29 U.S. Code of the Federal Regulations (CFR) 1910.134(d)(3)(iii)(b)(2), the Occupational Safety and Health Administration (OSHA) specifies that for protection against gases and vapors, employers shall implement a schedule for cartridges to ensure that change-outs occur before the end of the cartridge service life.[1-4] The change schedule can be based on objective information or data that ensures cartridge change-outs occur before the end of their service life.[2-5] The primary function of the WRPS Cartridge Test Program is to obtain objective data to determine service lives for the APR and PAPR cartridges used at Hanford tank farms. WRPS contracted with Pacific Northwest National Laboratory to analyze the test data and offer an independent analysis and any recommendations. This report summarizes data analysis of APR cartridge testing on headspace vapors from Hanford SX-101 and SX-104 single-shell tanks.





## 2.0 Regulatory Requirements

### 2.1 Background on Regulatory Requirements

The OSHA Respiratory Protection Standard (29 CFR 1910.134) mandates/requires that employers provide protective equipment, including respirators, to their employees to protect them against potential exposure to contaminants at or above documented Occupational Exposure Limits (OELs) and establish cartridge change-out schedules to ensure cartridges are changed before the end of service life.[1] End of service life is the time when a respirator cartridge can no longer filter/capture harmful contaminants (i.e., the cartridge no longer functions effectively).

Protective respirator cartridges are frequently used in workplaces that have low contaminant concentrations, and where respirators provide essential protection for longer periods of time (greater than 2 hours). If the contaminant concentration in a workplace is high, supplied air respirators or self-contained breathing apparatuses (SCBA) must be used to provide additional protection. While the use of supplied air respirators or SCBAs offers more protection, a tradeoff exists, particularly for SCBAs that employ a large, heavy (~30 pounds), back-mounted compressed air cylinder.[1]

### 2.2 OSHA-Approved Methods for Determining Cartridge Change-Out Times

The National Institute of Occupational Safety and Health (NIOSH) certifies organic vapor cartridges using the criteria in 42 CFR 84, Approval of Respiratory Protective Devices. Still, there is no widely accepted, standard protocol for performing service-life testing.[4] However, OSHA has identified three valid approaches for establishing cartridge service lives.[3] These approaches are described below.

- *Conduct experimental tests* – First, gather all available information about the nature of all contaminants present in the workplace. Obtain breathing rates of workers and estimate worst-case exposures. For most employers, this approach is the most time consuming, and resources needed to perform these tests may not be available. If an employer has the resources needed to pursue this approach, it is the most reliable method of estimating cartridge service life. Concentrations at different points in time are obtained using actual respirator cartridges exposed to actual or simulated gases to gather service-life information. A safety factor that includes the assumptions made, variable factors, or conditions needs to be applied to the service life and used in the respiratory protection program. This approach is commonly used in situations where mixtures of contaminants are present and can also be used to validate an existing cartridge change-out schedule.
- *Use the manufacture's recommendation* – When information about airborne contaminants (including concentrations, temperature, and humidity) has been obtained, contact the manufacturer of the respirator to be used and provide all available information. Manufacturers should be able to provide the exact objective information they used to project the service life. Using the information obtained, service lives are proposed. This approach is not as reliable as conducting application-specific experiments, and manufacturers may not have all the information for workplace hazards and user factors. If any safety factor is applied considering all the variable factors, it must be clearly identified in the respiratory protection program. For complex mixtures such as those present in the waste storage tanks at Hanford, manufacturer recommendations may be of limited value, and experimental testing is recommended.

- *Use mathematical models* – Mathematical models are usually applicable for single contaminant exposure situations. Over the years, OSHA and NIOSH have worked with researchers and industrial partners to develop mathematical models for predicting respirator cartridge service life.[3, 5-11] OSHA offers guidance on using mathematical models to estimate respirator cartridge service life based on single components, but the models have not been adopted for mixtures. NIOSH has developed a computer tool for estimating breakthrough times and service lives of respirator cartridges. Manufacturers can use those results to make service-life recommendations for their products (canister/cartridge) in multi-gas environments. Two types of mathematical models are used: 1) predictive models [3, 5-7] and 2) descriptive models.[9] Each model has its own mathematical basis for its estimations. To estimate the service lives of cartridges, the following information is needed:
  - Number of cartridges used by the respirator
  - Mass of the sorbent used in each cartridge
  - Carbon micro-pore volume
  - Density of the packed bed
  - Maximum temperature
  - Maximum relative humidity
  - Maximum concentration of the contaminant and the work (volumetric flow) rate.

The primary advantages of using mathematical models are that they are relatively inexpensive and take little time. However, the estimates are not as accurate as testing; sometimes modeling might result in a service-life estimate that is shorter than it needs to be because of conservative assumptions upon which the calculations are based.

In addition to the methods described above, “rules of thumb” can be allowed as part of the overall workplace organic vapor assessment for determining a cartridge change-out schedule. Chapter 36 of the American Industrial Hygiene Association publication, *The Occupational Environment: Its Evaluation and Control and Management*, outlines the approach.[12] The “rules of thumb” may not work for every chemical or situation, but provide an estimate of cartridge life. The following are rules of thumb outlined in the publication:

- If the boiling point of a compound is  $>70^{\circ}\text{C}$  and the concentration is  $<200$  ppm, a service life of 8 hours at a normal work rate can be expected.
- Service life is inversely proportional to worker breathing rate.
- Reducing the concentration of a contaminant by a factor of 10 will increase service life by a factor of 5.
- Relative humidity above 85% will reduce the service life by 50%.

These rules of thumb do not apply in certain situations, including for mixtures of hazardous contaminants (e.g., Hanford tank farm vapors) and inorganic gases such as ammonia, sulfur dioxide, and hydrogen sulfide; compositions that vary with time and, location; and contaminants that undergo continuous reactions. However, some of the general drivers<sup>6</sup> can help in interpreting the results obtained from experimental testing of respirator cartridges.

---

<sup>6</sup> The general drivers (a.k.a., rules of thumb) are applicable to certain compounds but not to all compounds in a mixture, such as those in specific Hanford tank mixtures. However, an Industrial Hygiene professional can use these rules of thumb to support interpretation of results from both experiments and predictions.

### 3.0 Description of Testing Program

Based on the OSHA guidance described in the previous section, a sample testing approach was pursued for quantifying respirator cartridge effectiveness for Hanford tank vapors. WRPS developed a sampling approach outlined in TFC-PLN-168, “Industrial Hygiene Sampling and Analysis Plan for Respirator Cartridge Testing,” and “Air-Purifying Respirator Cartridge Test Apparatus, RPP-STE-59226.”[13,14]

Appendix A provides a description of the respirator cartridge-testing setup developed by WRPS and used for measurements of vapors from SX-101 and SX-104 tanks.[13-15] The test system and methodology were developed in consultation with recognized subject matter experts to follow the example of tank farm headspace field sampling for the purposes of cartridge testing.

The Sampling and Analysis Plan was developed under the direction and oversight of the Industrial Hygienist in conjunction with the Tank Farms Operations Contractor Retrieval and Closure, and Tank Farms Project and/or Production Operations Project Management Team, as applicable. Trained Industrial Hygiene Technicians under the direction of a qualified Industrial Hygienist collected chemical vapor samples from the influent and effluent sides of the cartridge test apparatus. Training was performed at HiLine Engineering (Richland, Washington) on the test stands for WRPS Sampling Equipment Operators, Industrial Hygiene Technicians, and the Field Work Supervisors, prior to transport of the stands to tank farms.

The APR cartridge test assembly was designed and constructed to operate to the following environmental conditions without negatively impacting system performance:

- Temperature: 32 to 115°F
- Relative Humidity: 5% to 100%
- Precipitation: Up to 4 inches in 6 hours
- Wind: Up to 20 mph with blowing dust.

WRPS developed a testing program with the following conservative conditions to support robust cartridge service-life estimates:

- The flow rate through each APR cartridge was set at 30 L/min (equivalent to 60 L/min for a pair of cartridges), which corresponds to more than twice the normal breathing rate of a worker and is slightly higher than the OSHA recommended testing flow rate of 53.3 L/min.[3,5]
- Tank farm vapors source sampling was performed on headspace or exhaust stack vapors rather than from Hanford tank farm atmospheric concentrations (i.e., source sampling vs. the breathing zone).
- 10% of the OEL for each COPC was considered as a threshold concentration.

Using the cartridge-testing setup described in Appendix A, separate test surveys were performed on two NIOSH-approved respiratory protection twin cartridges: SCOTT 7422-SD1 for Survey 1 and SCOTT 7422-SC1 for Survey 2<sup>7</sup>. [16] These cartridges were chosen because they can capture organic vapors, acid gases, ammonia, formaldehyde, and particulates.[16]

---

<sup>7</sup> SCOTT part numbers 7422-SC1 and 7422-SD1 are multipurpose APR respirator cartridges for use on Xcel half-mask and all SCOTT full facepieces with NIOSH approval for OV/AM/MA/CL/HC/SD/CD/HF/FM/HS application. The 7422-SD1 cartridge has the same multipurpose features as the 7422-SC1, but also includes a P100 particulate filter. <https://www.3m-scott.com/download/742-series-cartridges-user-instructions-english/>

Vapor concentrations upstream and downstream of the APR cartridge were monitored with an array of sorbent tubes (see Appendix B). Influent (upstream) concentrations were measured at the beginning and end of each 16-hour verification survey. Downstream sorbent tubes were changed out every 2 hours until the experiment was finished. A measured quantity of sample air was drawn in through the sorbent tube (see Appendix A).[13,14]

Compounds from the sorbent tubes were extracted and analyzed using analytical methods referenced in Appendix B. A canister grab sample was also collected at the end of each 2-hour sorbent tube sample period. The canister samples were included in testing specifically to support methanol quantitation, which was not possible using the sorbent tubes.

The characteristics of 59 of 61 COPCs were the primary focus of the testing. The 59 COPCs represent a set of tank vapor chemicals found in a tank farm source >10% of their OELs or are considered “known” or “probable” carcinogens by the International Agency for Research Cancer or other regulatory agencies.[17,18] A full listing of these COPCs is shown in Section 4.0.

## 4.0 Data Analysis

Respirator cartridge tests on vapors from the SX-104 and SX-101 tanks were conducted from June 16–17, 2017, and June 23–24, 2017, respectively. Each cartridge was tested for approximately 16 hours of continuous run time. Testing, and analyses focused on 59 of the 61 COPCs identified in Table 1 (SX-101) and Table 2 (SX-104) and other hazardous airborne contaminants.<sup>8</sup> Sorbent tubes were changed every 2 hours. More than 400 sorbent tubes were sent to the 222S Laboratory at Hanford and dispositioned for analyses. In previously published cartridge reports, raw data for all contaminants analyzed during the tests were provided in Appendix C to the document. However, the extensive amount of data (typically more than 500 pages and more than 900 pages for this report) resulted in unwieldy document file sizes. To solve this problem, we are providing the raw data in a separate volume (Volume 2) to this report. We have included an Appendix C in this document (Volume 1) to maintain consistency with the structure of the previously published reports and to direct readers who want to review the raw data to Volume 2. Volume 2 also provides the temperature and relative humidity conditions of the sample slipstream during testing. Appendix D of this report lists the corresponding calculated concentrations. The SX-101 slipstream temperature ranged from 66 to 103°F and relative humidity ranged from 45 to 75%, while the SX-104 slipstream temperature ranged from 54 to 91°F and relative humidity ranged from 72 to 97%. Note that nitrous oxide was not analyzed as it is not susceptible to respirator filtration, and there are no known NIOSH-approved respirator filtration cartridges approved for nitrous oxide. Additionally, methanol was not quantified as part of the COPC data set because it is used as a standard solvent and calibration standard in the analytical procedure for volatile organic compounds (VOC).

### 4.1 SX-101

Table 1 shows the measured concentrations from SX-101 testing of SCOTT 7422-SD1 and SCOTT 7422-SC1 cartridges for all of the COPCs evaluated. Inlet concentrations of three COPCs, ammonia, furan and N-nitrosodimethylamine (NDMA) exceeded their corresponding OELs. The inlet (or outlet) concentrations of four additional COPCs were lower than their corresponding OELs but exceeded 10%. These COPCs were mercury, 1,3-butadiene N-nitrosodiethylamine (NDEA), and N-nitrosomethylethylamine (NMEA). All seven of these COPCs are highlighted in yellow in Table 1. All seven COPCs identified above, with measured concentrations  $\geq 10\%$  of their respective OELs, are assessed in more detail in Section 5.0. Appendix E shows similar detailed assessments for additional 10 COPCs with respirator cartridge inlet (or outlet) concentrations or DLs less than 10% of their OELs but  $\geq 2\%$ . These COPCs were formaldehyde, 2,3-dihydrofuran, 2,5-dihydrofuran, 2-methylfuran, 2,5-dimethylfuran, 2-pentylfuran, 2-heptylfuran, 2-propylfuran, N-nitrosomorpholine and dibutyl butylphosphonate. All of the other COPCs had inlet (or outlet) concentrations less than 2% of their OELs or their DLs.<sup>9</sup>

---

<sup>8</sup> At the time of testing in June 2017, the tank farms COPCs list comprised 59 chemical compounds. In September 2017, after testing but prior to completion of data analysis and reporting, two additional compounds, 2-propenal and dimethylmercury, were added to the tank farms COPC list increasing the number of COPCs to 61. 2-Propenal is regularly addressed in IH sampling as part of the aldehydes sorbent tube suite of compounds. Dimethylmercury was not measured in these tests as it requires special sampling and analysis methods. For completeness, these two new COPCs are listed in Table 1 after COPC #18 and #59.

<sup>9</sup> In this report, DL is used to refer either to an analytical RL or a DL. The use of either an RL or a DL varied among analytical laboratories. An RL (equivalent to a limit of quantification) was used instead of an analytical method DL by several laboratories for specific COPC analyses. See Appendices C and F for additional information on the specific use of the RL or DL for each COPC.

Table 1. Summary of Analyzed COPCs for Tank SX-101

COPC Number and Name	CAS Number	Highest Measured Value (this study)	Occupational Exposure Limit (OEL)	Approximate Analytical Detection Limit, DL <sup>1</sup> (% of OEL)	All Data Values (inlet and outlet) <DL or <RL	Highest Detected Value Compared to OEL
<b>Inorganic</b>						
1 Ammonia	7664-41-7	346 ppm	25 ppm	2.36%		Up to 1385% of OEL for inlet values. All outlets ≤1187%.
2 Nitrous Oxide	10024-97-2	Not Measured	50 ppm			
3 Mercury	7439-97-6	3.46 ug/m3	25 ug/m3	6.88%		Up to 14% of OEL for inlet values. All outlets <DL.
<b>Hydrocarbons</b>						
4 1,3-Butadiene	106-99-0	0.139 ppm	1 ppm	1.93%		Up to 5.6% of OEL for inlet values. All outlets ≤13.9%.
5 Benzene	71-43-2	0.0038 ppm	0.5 ppm	0.024%		Up to 0.8% of OEL for inlet values. All outlets ≤0.03%.
6 Biphenyl	92-52-4	0.0005 ppm	0.2 ppm	0.24%	X	
<b>Alcohols</b>						
7 1-Butanol	71-36-3	0.137 ppm	20 ppm	0.001%		Up to 0.7% of OEL for inlet values. All outlets ≤0.004%.
8 Methanol	67-56-1	Not Measured	200 ppm			
<b>Ketones</b>						
9 2-Hexanone	591-78-6	0.0116 ppm	5 ppm	0.002%		Up to 0.2% of OEL for inlet values. All outlets <DL.
10 3-Methyl-2-butanone	814-78-8	Not Detected	0.02 ppm	TIC	X	
11 4-Methyl-2-hexanone	105-42-0	0.0004 ppm	0.5 ppm	0.018%		Up to 0.08% of OEL for inlet values. All outlets <DL.
12 6-Methyl-2-heptanone	928-68-7	Not Detected	8 ppm	TIC	X	
13 3-Buten-2-one	78-94-4	0.0012 ppm	0.2 ppm	0.113%		Up to 0.6% of OEL for inlet values. All outlets <DL.
<b>Aldehydes</b>						
14 Formaldehyde	50-00-0	0.0271 ppm	0.3 ppm	0.574%		Up to 9.0% of OEL for inlet values. All outlets ≤0.9%.
15 Acetaldehyde	75-07-0	0.124 ppm	25 ppm	0.005%		Up to 0.5% of OEL for inlet values. All outlets ≤0.3%.
16 Butanal	123-72-8	0.0069 ppm	25 ppm	0.001%		Up to 0.03% of OEL for inlet values. All outlets <DL.
17 2-Methyl-2-butanal	1115-11-3	Not Detected	0.03 ppm	TIC	X	
18 2-Ethyl-hex-2-enal	645-62-5	Not Detected	0.1 ppm	TIC	X	
New 2-Propenal	107-02-8	0.0009 ppm	0.1 ppm	0.92%	X	

<sup>1</sup> Approximate DL is calculated using the reported DLs (or RLs) from the analytical laboratory and the average volume (from flowrate x time) of vapor exposed to the sorbent tube. For the furans, both DL and RL values [19] are reported as “DL/RL.”

<sup>2</sup> Tentatively Identified Compound (TIC) indicates that a mass spectrometry “peak” not associated with calibrated compounds has been tentatively assigned to a compound based on an adequate match to the analytical methods reference library. Reference standards for the compound are not available to accurately quantify, assign an analytical DL, or definitively confirm the identity of the TIC. TICs are reported when the peak area is sufficiently large, estimated as ≥5 nanograms of TIC mass, and other analytical criteria are met. For the respirator cartridge testing, this mass of TIC represents an approximate concentration of <1.0 ppb, based on the average of all TICs in the COPC list.

<sup>3</sup> Furan, 2, 5-dihydrofuran, and 2-methylfuran are quantified using the Carbotrap 300 TDU sorbent media tube. All other substituted furans are quantified using the Furans tube. See Appendix B for more information.

Table 1. SX-101 (continued)

COPC Number and Name	CAS Number	Highest Measured Value (this study)	Occupational Exposure Limit (OEL)	Approximate Analytical Detection Limit, DL <sup>1</sup> (% of OEL)	All Data Values (inlet and outlet) <DL or <RL	Highest Detected Value Compared to OEL
<b>Furans</b>						
19 Furan	110-00-9	1.69 ppb	1 ppb	DL/RL <sup>1</sup> 28.7%/115% <sup>3</sup>		Up to 169% of OEL for inlet values. All outlets ≤DL%.
20 2,3-Dihydrofuran	1191-99-7	0.04 ppb	1 ppb	3.81%/32.8%	X	
21 2,5-Dihydrofuran	1708-29-8	0.53 ppb	1 ppb	53.0%/111% <sup>3</sup>	X	
22 2-Methylfuran	534-22-5	0.13 ppb	1 ppb	12.7%/95.2% <sup>3</sup>	X	
23 2,5-Dimethylfuran	625-86-5	0.07 ppb	1 ppb	7.19%/23.9%	X	
24 2-Ethyl-5-methylfuran	1703-52-2	Not Detected	1 ppb	TIC	X	
25 4-(1-Methylpropyl)-2,3-dihydrofuran	34379-54-9	Not Detected	1 ppb	TIC	X	
26 3-(1,1-Dimethylethyl)-2,3-dihydrofuran	34314-82-4	Not Detected	1 ppb	TIC	X	
27 2-Pentylfuran	3777-69-3	0.06 ppb	1 ppb	5.91%/16.7%	X	
28 2-Heptylfuran	3777-71-7	0.04 ppb	1 ppb	4.47%/13.8%	X	
29 2-Propylfuran	4229-91-8	0.04 ppb	1 ppb	4.45%/20.9%	X	
30 2-Octylfuran	4179-38-8	Not Detected	1 ppb	TIC	X	
31 2-(3-Oxo-3-phenylprop-1-enyl)furan	717-21-5	Not Detected	1 ppb	TIC	X	
32 2-(2-Methyl-6-oxoheptyl)furan	51595-87-0	Not Detected	1 ppb	TIC	X	
<b>Phthalates</b>						
33 Diethylphthalate	84-66-2	0.0054 mg/m3	5 mg/m3	0.108%	X	
<b>Nitriles</b>						
34 Acetonitrile	75-05-8	0.210 ppm	20 ppm	0.002%		Up to 1.1% of OEL for all inlet values. All outlet values ≤0.7%.
35 Propanenitrile	107-12-0	0.0055 ppm	6 ppm	0.006%		Up to 0.09% of OEL for inlet values. All outlets ≤0.07%.
36 Butanenitrile	109-74-0	0.0061 ppm	8 ppm	0.002%		Up to 0.08% of OEL for inlet values. All outlets <DL.
37 Pentanenitrile	110-59-8	0.0021 ppm	6 ppm	0.002%		Up to 0.04% of OEL for inlet values. All outlets <DL.
38 Hexanenitrile	628-73-9	0.0011 ppm	6 ppm	0.003%		Up to 0.02% of OEL for inlet values. All outlets <DL.
39 Heptanenitrile	629-08-3	Not Detected	6 ppm	TIC	X	
40 2-Methylene butanenitrile	1647-11-6	Not Detected	0.3 ppm	TIC	X	
41 2,4-Pentadienenitrile	1615-70-9	Not Detected	0.3 ppm	TIC	X	

Table 1. SX-101 (continued)

COPC Number and Name	CAS Number	Highest Measured Value (this study)	Occupational Exposure Limit (OEL)	Approximate Analytical Detection Limit, DL <sup>1</sup> (% of OEL)	All Data Values (inlet and outlet) <DL or <RL	Highest Detected Value Compared to OEL
<b>Amines</b>						
42 Ethylamine	75-04-7	0.0132 ppm	5 ppm	0.26%	X	
<b>Nitrosamines</b>						
43 N-Nitrosodimethylamine	62-75-9	14.2 ppb	0.3 ppb	5.53%		Up to 4750% of OEL for inlet values. All outlets ≤12.4%.
44 N-Nitrosodiethylamine	55-18-5	0.06 ppb	0.1 ppb	11.3%		Up to 56.5% of OEL for inlet values. All outlets <DL.
45 N-Nitrosomethylethylamine	10595-95-6	0.21 ppb	0.3 ppb	4.38%		Up to 68.5% of OEL for inlet values. All outlets <DL.
46 N-Nitrosomorpholine	59-89-2	0.05 ppb	0.6 ppb	1.62%		Up to 8.6% of OEL for inlet values. All outlets <DL.
<b>Organophosphates</b>						
47 Tributyl phosphate	126-73-8	0.39 ppb	200 ppb	0.196%	X	
48 Dibutyl butylphosphonate	78-46-6	0.27 ppb	7 ppb	3.82%	X	
<b>Halogenated</b>						
49 Chlorinated Biphenyls	Varies	Not Detected	1 mg/m3	TIC	X	
50 2-Fluoropropene	1184-60-7	Not Detected	0.1 ppm	TIC	X	
<b>Pyridines</b>						
51 Pyridine	110-86-1	0.74 ppb	1000 ppb	0.016%		Up to 0.07% of OEL for inlet values. All outlets <DL.
52 2,4-Dimethylpyridine	108-47-4	0.22 ppb	500 ppb	0.044%	X	
<b>Organonitrites</b>						
53 Methyl nitrite	624-91-9	Not Detected	0.1 ppm	TIC	X	
54 Butyl nitrite	544-16-1	Not Detected	0.1 ppm	TIC	X	
<b>Organonitrates</b>						
55 Butyl nitrate	928-45-0	Not Detected	2.5 ppm	TIC	X	
56 1,4-Butanediol, dinitrate	3457-91-8	Not Detected	0.05 ppm	TIC	X	
57 2-Nitro-2-methylpropane	594-70-7	Not Detected	0.3 ppm	TIC	X	
58 1,2,3-Propanetriol, 1,3-dinitrate	623-87-0	Not Detected	0.05 ppm	TIC	X	
<b>Isocyanates</b>						
59 Methyl Isocyanate	624-83-9	Not Detected	20 ppb	TIC	X	
<b>Organometallic</b>						
New Dimethylmercury	593-74-8	Not Measured	10 ug/m3			

## 4.2 SX-104

Table 2 shows the measured concentrations from SX-104 testing of SCOTT 7422-SD1 and SCOTT 7422-SC1 cartridges for all of the COPCs evaluated. Inlet concentrations of three COPCs—ammonia, NDMA, and NDEA—exceeded their corresponding OELs. The inlet (or outlet) concentrations of four additional COPCs were lower than their corresponding OELs but exceeded 10%. These COPCs were mercury, 2,5-dimethylfuran, NMEA, and N-nitrosomorpholine. All seven of these COPCs are highlighted in yellow in Table 2. All seven COPCs identified above, with measured concentrations ≥10% of their respective OELs, are assessed in more detail in Section 5.0. Appendix E shows similar assessments for an additional 8 COPCs with respirator cartridge inlet (or outlet) concentrations or DLs less than 10% of their OELs but ≥2%. These COPCs were formaldehyde, furan, 2,3-dihydrofuran, 2,5-dihydrofuran, 2-methylfuran, 2-pentylfuran, 2-heptylfuran and 2-propylfuran. All of the other COPCs had inlet (or outlet) concentrations less than 2% of their OELs or their DLs.



Table 2. Summary of Analyzed COPCs for Tank SX-104

COPC Number and Name	CAS Number	Highest Measured Value (this study)	Occupational Exposure Limit (OEL)	Approximate Analytical Detection Limit, DL <sup>1</sup> (% of OEL)	All Data Values (inlet and outlet) <DL or <RL	Highest Detected Value Compared to OEL
<b>Inorganic</b>						
1 Ammonia	7664-41-7	207 ppm	25 ppm	2.45%		Up to 828% of OEL for inlet values. All outlets ≤733%.
2 Nitrous Oxide	10024-97-2	Not Measured	50 ppm			
3 Mercury	7439-97-6	16.7 ug/m3	25 ug/m3	6.89%		Up to 66.7% of OEL for inlet values. All outlets <DL.
<b>Hydrocarbons</b>						
4 1,3-Butadiene	106-99-0	0.0193 ppm	1 ppm	1.93%	X	
5 Benzene	71-43-2	0.0021 ppm	0.5 ppm	0.044%		Up to 0.4% of OEL for inlet values. All outlets ≤0.05%.
6 Biphenyl	92-52-4	0.0002 ppm	0.2 ppm	0.084%		Up to 0.1% of OEL for inlet values. All outlets ≤0.10%.
<b>Alcohols</b>						
7 1-Butanol	71-36-3	0.0280 ppm	20 ppm	0.002%		Up to 0.1% of OEL for inlet values. All outlets ≤0.02%.
8 Methanol	67-56-1	Not Measured	200 ppm			
<b>Ketones</b>						
9 2-Hexanone	591-78-6	0.0193 ppm	5 ppm	0.003%		Up to 0.4% of OEL for inlet values. All outlets <DL.
10 3-Methyl-3-butene-2-one	814-78-8	Not Detected	0.02 ppm	TIC <sup>2</sup>	X	
11 4-Methyl-2-hexanone	105-42-0	0.0008 ppm	0.5 ppm	0.026%		Up to 0.2% of OEL for inlet values. All outlets <DL.
12 6-Methyl-2-heptanone	928-68-7	0.0004 ppm	8 ppm	TIC		Up to 0.006% of OEL for inlet values. All outlets <DL (TIC <sup>2</sup> )
13 3-Buten-2-one	78-94-4	0.0026 ppm	0.2 ppm	0.16%		Up to 1.3% of OEL for inlet values. All outlets <DL.
<b>Aldehydes</b>						
14 Formaldehyde	50-00-0	0.0153 ppm	0.3 ppm	0.58%		Up to 5.1% of OEL for inlet values. All outlets ≤1.6%.
15 Acetaldehyde	75-07-0	0.0793 ppm	25 ppm	0.005%		Up to 0.3% of OEL for inlet values. All outlets ≤0.2%.
16 Butanal	123-72-8	0.0044 ppm	25 ppm	0.001%		Up to 0.02% of OEL for inlet values. All outlets <DL.
17 2-Methyl-2-butanal	1115-11-3	Not Detected	0.03 ppm	TIC	X	
18 2-Ethyl-hex-2-enal	645-62-5	Not Detected	0.1 ppm	TIC	X	
New 2-Propenal	107-02-8	0.0009 ppm	0.1 ppm	0.93%	X	

<sup>1</sup> Approximate DL is calculated using the reported DLs (or RLs) from the analytical laboratory and the average volume (from flowrate x time) of vapor exposed to the sorbent tube. For the furans, both DL and RL values [19] are reported as “DL/RL.”

<sup>2</sup> A TIC indicates that a mass spectrometry “peak” not associated with calibrated compounds has been tentatively assigned to a compound based on an adequate match to the analytical methods reference library. Reference standards for the compound are not available to accurately quantify, assign an analytical DL, or definitively confirm the identity of the TIC. TICs are reported when the peak area is sufficiently large, estimated as ≥5 nanograms of TIC mass, and other analytical criteria are met. For the respirator cartridge testing, this mass of TIC represents an approximate concentration of <1.0 ppb, based on the average of all TICs in the COPC list.

<sup>3</sup> Furan, 2, 5-dihydrofuran, and 2-methylfuran are quantified using the Carbotrap 300 TDU sorbent media tube. All other substituted furans are quantified using the Furans tube. See Appendix B for more information.

Table 2. SX-104 (continued)

COPC Number and Name	CAS Number	Highest Measured Value (this study)	Occupational Exposure Limit (OEL)	Approximate Analytical Detection Limit, DL <sup>1</sup> (% of OEL)	All Data Values (inlet and outlet) <DL or <RL	Highest Detected Value Compared to OEL
<b>Furans</b>						
19 Furan	110-00-9	0.29 ppb	1 ppb	DL/RL <sup>1</sup> 28.6%/115% <sup>3</sup>	X	
20 2,3-Dihydrofuran	1191-99-7	0.10 ppb	1 ppb	3.38%/29.8%	X (<RL)	Up to 9.8% of OEL for inlet values. All outlets <DL.
21 2,5-Dihydrofuran	1708-29-8	0.53 ppb	1 ppb	52.8%/111% <sup>3</sup>	X	
22 2-Methylfuran	534-22-5	0.21 ppb	1 ppb	20.9%/95.0% <sup>3</sup>	X	
23 2,5-Dimethylfuran	625-86-5	0.27 ppb	1 ppb	6.52%/21.7%		Up to 26.6% of OEL for inlet values. All outlets ≤21.7%.
24 2-Ethyl-5-methylfuran	1703-52-2	Not Detected	1 ppb	TIC	X	
25 4-(1-Methylpropyl)-2,3-dihydrofuran	34379-54-9	Not Detected	1 ppb	TIC	X	
26 3-(1,1-Dimethylethyl)-2,3-dihydrofuran	34314-82-4	Not Detected	1 ppb	TIC	X	
27 2-Pentylfuran	3777-69-3	0.05 ppb	1 ppb	5.36%/15.1%	X	
28 2-Heptylfuran	3777-71-7	0.07 ppb	1 ppb	4.05%/12.6%	X (<RL)	All inlets <DL. All outlets ≤7.1%.
29 2-Propylfuran	4229-91-8	0.04 ppb	1 ppb	4.04%/19.0%	X (<RL)	Up to 3.8% of OEL for single inlet value. All outlets <DL.
30 2-Octylfuran	4179-38-8	Not Detected	1 ppb	TIC	X	
31 2-(3-Oxo-3-phenylprop-1-enyl)furan	717-21-5	Not Detected	1 ppb	TIC	X	
32 2-(2-Methyl-6-oxoheptyl)furan	51595-87-0	Not Detected	1 ppb	TIC	X	
<b>Phthalates</b>						
33 Diethylphthalate	84-66-2	0.0019 mg/m <sup>3</sup>	5 mg/m <sup>3</sup>	0.037%	X	
<b>Nitriles</b>						
34 Acetonitrile	75-05-8	0.319 ppm	20 ppm	0.002%		Up to 1.6% of OEL for inlet values. All outlet values <1.5%.
35 Propanenitrile	107-12-0	0.0030 ppm	6 ppm	0.006%		Up to 0.05% of OEL for inlet values. All outlets ≤0.01%.
36 Butanenitrile	109-74-0	0.0040 ppm	8 ppm	0.003%		Up to 0.05% of OEL for inlet values. All outlets <DL.
37 Pentanenitrile	110-59-8	0.0022 ppm	6 ppm	0.003%		Up to 0.04% of OEL for inlet values. All outlets <DL.
38 Hexanenitrile	628-73-9	0.0018 ppm	6 ppm	0.003%		Up to 0.03% of OEL for inlet values. All outlets <DL.
39 Heptanenitrile	629-08-3	Not Detected	6 ppm	TIC	X	
40 2-Methylene butanenitrile	1647-11-6	Not Detected	0.3 ppm	TIC	X	
41 2,4-Pentadienenitrile	1615-70-9	Not Detected	0.3 ppm	TIC	X	

Table 2. SX-104 (continued)

COPC Number and Name	CAS Number	Highest Measured Value (this study)	Occupational Exposure Limit (OEL)	Approximate Analytical Detection Limit, DL <sup>1</sup> (% of OEL)	All Data Values (inlet and outlet) <DL or <RL	Highest Detected Value Compared to OEL
<b>Amines</b>						
42 Ethylamine	75-04-7	0.0070 ppm	5 ppm	0.094%		All inlets <DL. All outlets ≤0.1%.
<b>Nitrosamines</b>						
43 N-Nitrosodimethylamine	62-75-9	6.36 ppb	0.3 ppb	4.42%		Up to 2119% of OEL for inlet values. All outlets <DL
44 N-Nitrosodiethylamine	55-18-5	0.41 ppb	0.1 ppb	10.7%		Up to 412% of OEL for inlet values. All outlets <DL.
45 N-Nitrosomethylethylamine	10595-95-6	0.10 ppb	0.3 ppb	4.13%		Up to 32.3% of OEL for inlet values. All outlets <DL.
46 N-Nitrosomorpholine	59-89-2	0.07 ppb	0.6 ppb	1.57%		Up to 11.2% of OEL for inlet values. All outlets <DL.
<b>Organophosphates</b>						
47 Tributyl phosphate	126-73-8	0.14 ppb	200 ppb	0.068%	X	
48 Dibutyl butylphosphonate	78-46-6	0.09 ppb	7 ppb	1.33%	X	
<b>Halogenated</b>						
49 Chlorinated Biphenyls	Varies	Not Detected	1 mg/m3	TIC	X	
50 2-Fluoropropene	1184-60-7	Not Detected	0.1 ppm	TIC	X	
<b>Pyridines</b>						
51 Pyridine	110-86-1	0.54 ppb	1000 ppb	0.038%		Up to 0.05% of OEL for inlet values. All outlets <DL.
52 2,4-Dimethylpyridine	108-47-4	0.22 ppb	500 ppb	0.044%	X	
<b>Organonitrites</b>						
53 Methyl nitrite	624-91-9	Not Detected	0.1 ppm	TIC	X	
54 Butyl nitrite	544-16-1	Not Detected	0.1 ppm	TIC	X	
<b>Organonitrates</b>						
55 Butyl nitrate	928-45-0	Not Detected	2.5 ppm	TIC	X	
56 1,4-Butanediol, dinitrate	3457-91-8	Not Detected	0.05 ppm	TIC	X	
57 2-Nitro-2-methylpropane	594-70-7	Not Detected	0.3 ppm	TIC	X	
58 1,2,3-Propanetriol, 1,3-dinitrate	623-87-0	Not Detected	0.05 ppm	TIC	X	
<b>Isocyanates</b>						
59 Methyl Isocyanate	624-83-9	Not Detected	20 ppb	TIC	X	
<b>Organometallic</b>						
New Dimethylmercury	593-74-8	Not Measured	10 ug/m3			



## 5.0 Plots of COPCs with Significant Detected Values

### 5.1 SX-101

Of the 61 COPCs listed in Table 1, three COPCs—ammonia, furan and NDMA—exceeded their corresponding OELs. Four additional COPCs—mercury, 1,3-butadiene, NDEA, and NMEA—had measured concentrations less than their corresponding OELs but  $\geq 10\%$  (see COPCs highlighted in yellow in Table 1). This section provides more detail on these seven COPCs, along with plots of the corresponding data. Note that Appendix E shows plots and/or descriptions for other COPCs with measured inlet or outlet concentrations or DLs between 2% and 10% of their corresponding OELs.

**Ammonia** (*see Figure 1*) – The DL for ammonia corresponds to approximately 2.4% of its OEL. For both SCOTT 7422-SD1 and 7422-SC1 cartridges, the inlet ammonia concentrations were relatively constant—ranging from 1105% to 1385% of the OEL. Outlet concentrations exceeded 10% of the OEL within the first 2 hours of testing for both cartridges. With the exception of low outlet concentrations at the 8-hour (2.436% of the OEL) and 6-hour (less than the DL) sample times for 7422-SD1 and -SC1 cartridges, respectively, all outlet concentrations were at or near inlet concentrations after 2 hours of testing. The low measurements are suspect and may be related to sample flow rate issues. The breakthrough times align with those from prior respirator cartridge tests on Hanford tanks, with the inlet concentration being the predominant driver of the observed breakthrough times.[19]

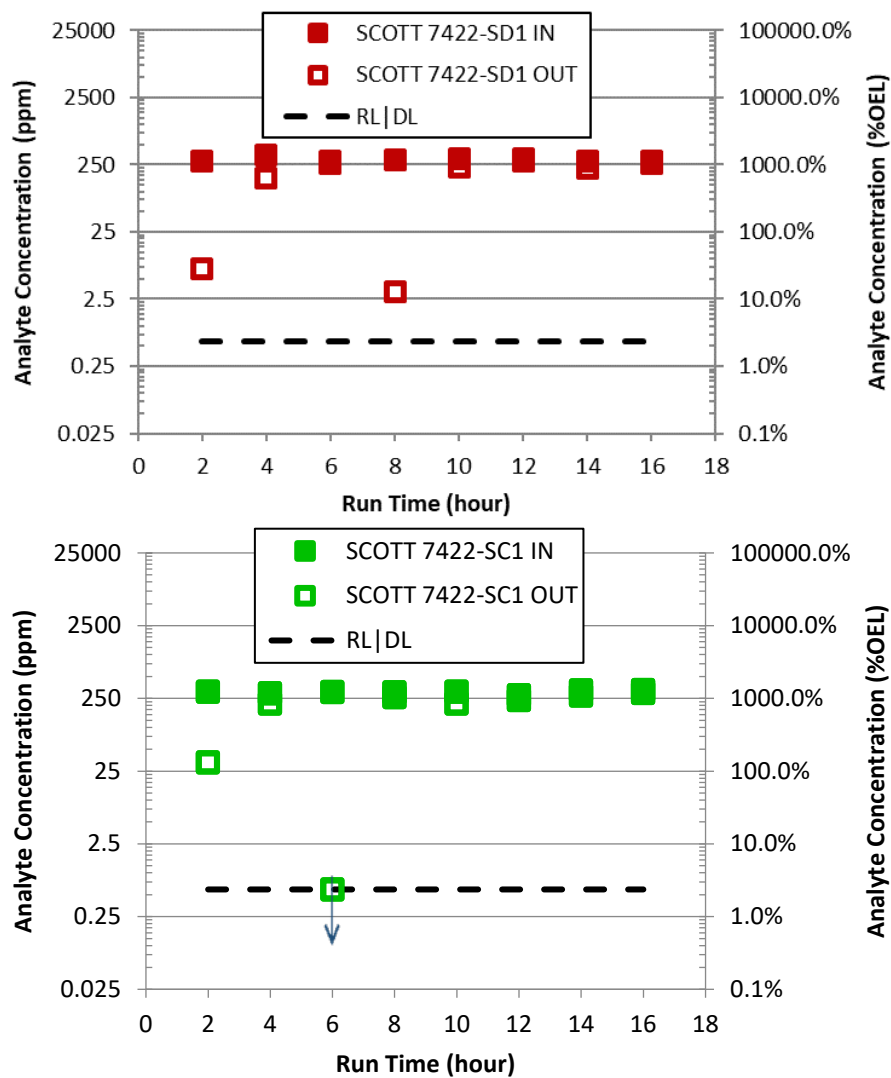


Figure 1. Plot of Measured Ammonia Concentrations before the Inlets and after the Outlets of the Two Respirator Cartridges Tested (SCOTT 7422-SD1 and SCOTT 7422-SC1) on SX-101. Data points noted with ↓ indicates measurements less than the DL or RL. Outlet data points not visible are obscured by the inlet data points.

**Mercury** (see Figure 2) – The DL for mercury corresponds to approximately 6.9% of the OEL. Inlet concentrations measured throughout the testing period for the SCOTT 7422-SD1 and SCOTT 7422-SC1 cartridges remained relatively constant, ranging between 10.4 to 13.8% of the OEL. All of the outlet measurements were below the analytical DL for both respirator cartridges. Thus, there is no evidence of breakthrough over the measured time period for either cartridge tested.

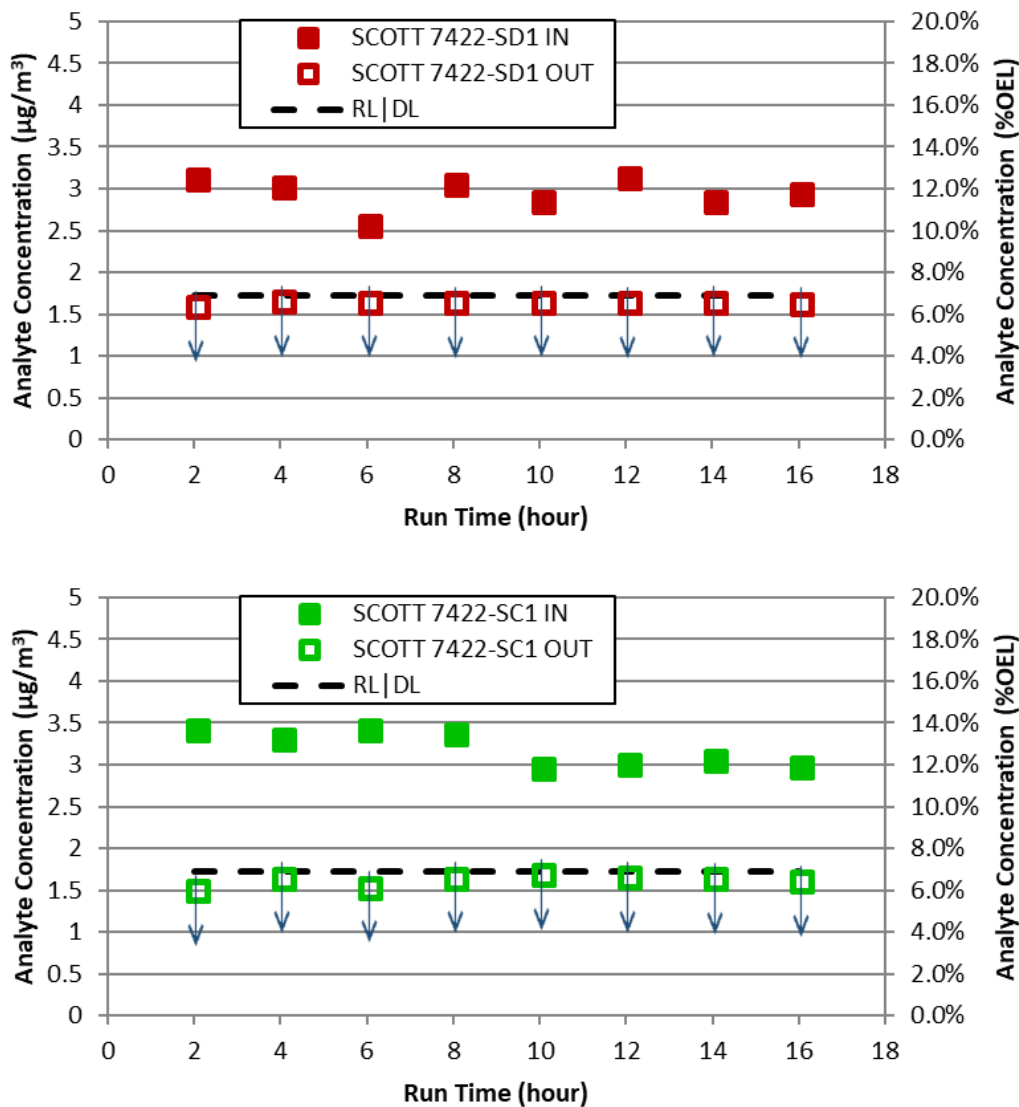


Figure 2. Plot of Measured Mercury Concentrations before the Inlets and after the Outlets of the Two Respirator Cartridges Tested (SCOTT 7422-SD1 and SCOTT 7422-SC1) on SX-101. Data points noted with ↓ indicates measurements less than the DL or RL.

**1,3-Butadiene** (see Figure 3) – The DL for 1,3-butadiene corresponds to approximately 1.9% of the OEL. The inlet 1,3-butadiene concentrations were principally at or below DL for most of the tests, with the exception of the initial inlets for the SCOTT 7422-SD1 cartridge and the 14-hour inlet for the SCOTT 7422-SC1 cartridge. Most of the cartridge outlet concentrations for 1,3-butadiene from the SCOTT 7422-SD1 cartridge were below the DL. However, the single 8-hour outlet measurement of 13.9% of the OEL for the SCOTT 7422-SD1 cartridge, was significantly higher than inlet measurements. The single result is suspect given the low inlet concentration but may represent potential breakthrough. Initial outlet concentrations for 1,3-butadiene from the SCOTT 7422-SC1 cartridge were below the DL, but gradually increased over time reaching as high as 7.4 % of the OEL after 14 hours. These results suggest potential breakthrough-like behavior but at inlet and outlet concentrations below 10% of the OEL.

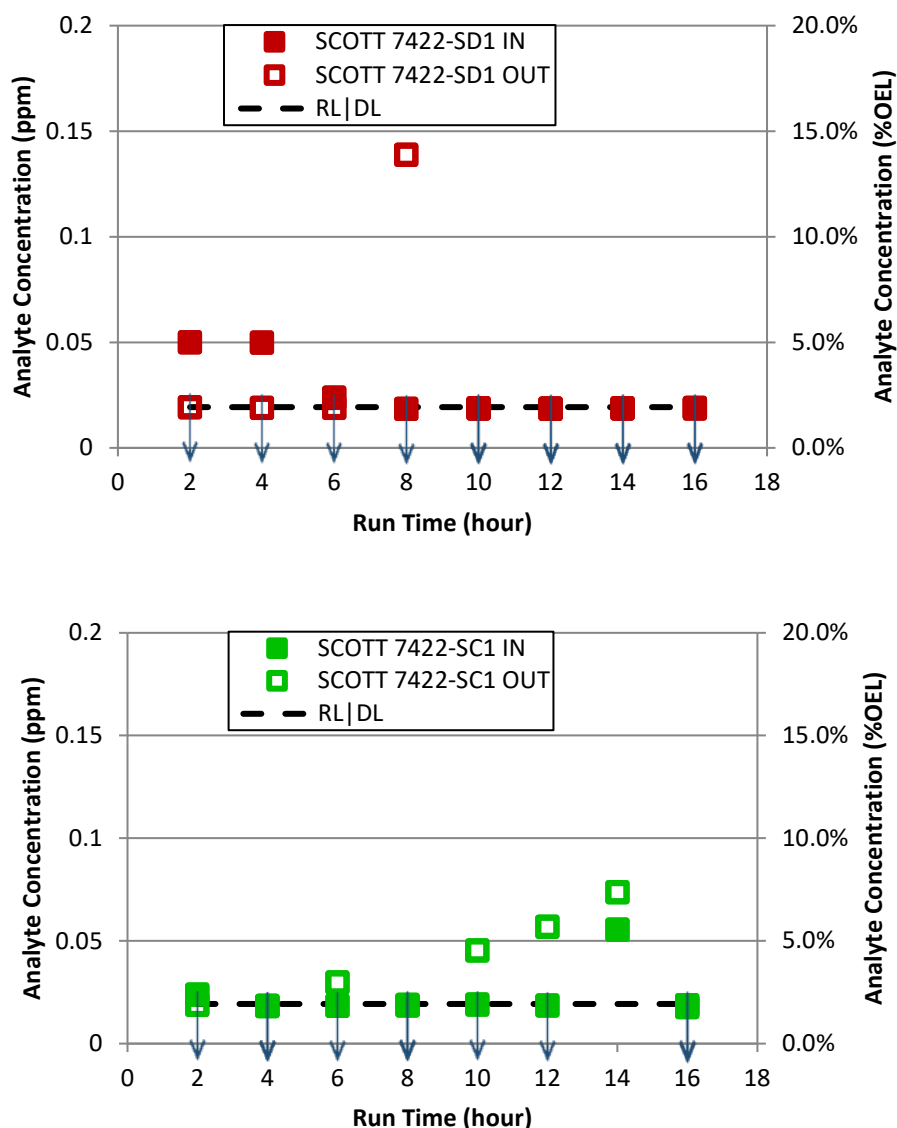


Figure 3. Plot of Measured 1,3-Butadiene Concentrations before the Inlets and after the Outlets of the Two Respirator Cartridges Tested (SCOTT 7422-SD1 and SCOTT 7422-SC1) on SX-101. Data points noted with ↓ indicates measurements less than the DL or RL. Outlet data points not visible are obscured by the inlet data points.



**Furan** (see Figure 4) – The DL for furan corresponds to approximately 28.7% of its OEL (measured using the Carbotrap 300 TDU method). Inlet concentrations measured throughout the testing period for the SCOTT 7422-SD1 and SCOTT 7422-SC1 cartridges ranged from 27.4 to 169% of the OEL, with all but two inlet measurements above the DL. All outlet values measured for the two respirator cartridges were less than the DL. Therefore, there is no evidence of breakthrough over the measured time period for either cartridge tested.

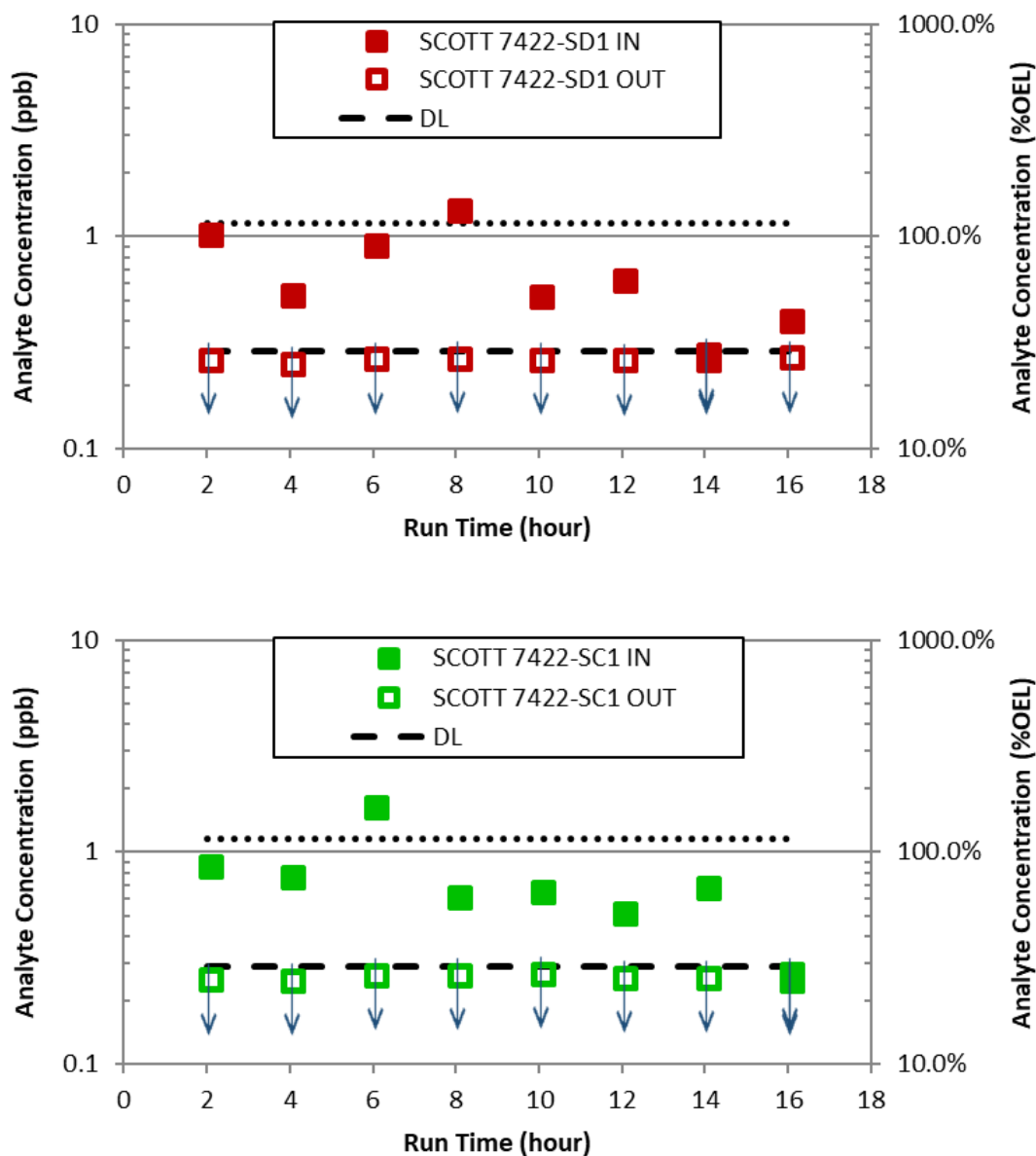


Figure 4. Plot of Measured Furan Concentrations before the Inlets and after the Outlets of the Two Respirator Cartridges Tested (SCOTT 7422-SD1 and SCOTT 7422-SC1) on SX-101. Data points noted with ↓ indicates measurements less than the DL. Outlet data points not visible are obscured by the inlet data points.

*N-nitrosodimethylamine* (see Figure 5) – The DL for NDMA corresponds to approximately 5.5% of its OEL. All inlet measurements for both cartridge tests were significantly greater than the DL, ranging from 1819% to 4750% of the OEL, with the exception of the first measurement at 400% of the OEL for the 7422-SC1 cartridge. All of the outlet measurements from the SCOTT 7422-SD1 cartridge were below the analytical DL. Outlet concentrations from SCOTT 7422-SC1 were below the DL, except for two measurements at 6 and 8 hours with maximum concentrations of 12.4% of the OEL. The single measurement above 10% of the OEL may indicate the beginning of breakthrough for the SCOTT 7422-SC1 cartridge. However, the subsequent four measurements were below the DL and do not support a conclusion that breakthrough occurred.

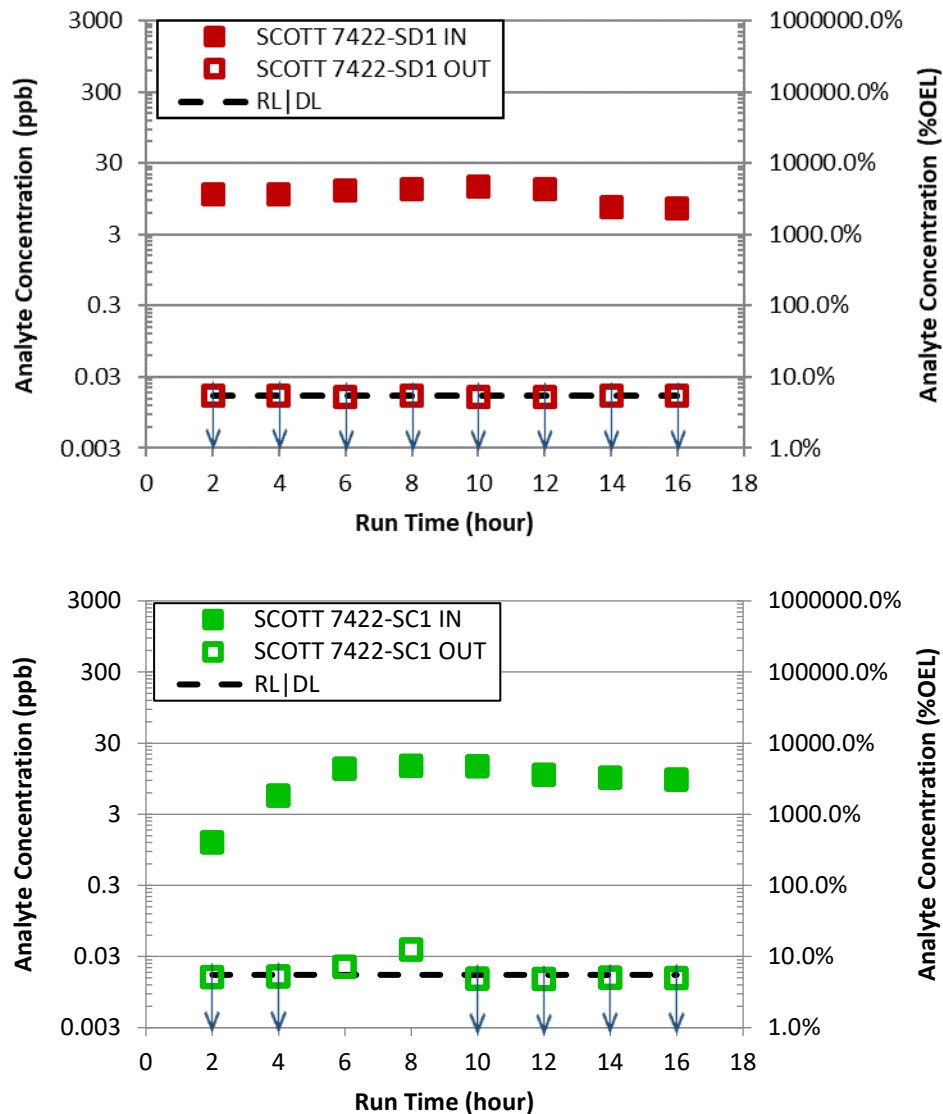


Figure 5. Plot of Measured N-nitrosodimethylamine Concentrations before the Inlets and after the Outlets of the Two Respirator Cartridges Tested (SCOTT 7422-SD1 and SCOTT 7422-SC1) on SX-101. Data points noted with ↓ indicates measurements less than the DL or RL.

***N-nitrosodiethylamine*** (see Figure 6) – The DL for NDEA corresponds to approximately 11.3% of its OEL. Inlet measurements for SCOTT 7422-SD1 were relatively constant, significantly greater than the DL with concentrations reaching as high as 57% of the OEL. The inlet concentrations for SCOTT 7422-SC1 increased initially and then remained relatively constant. All of the outlet measurements were below the analytical DL for both respirator cartridges. Thus, there is no evidence of breakthrough over the measured time period for either cartridge tested.

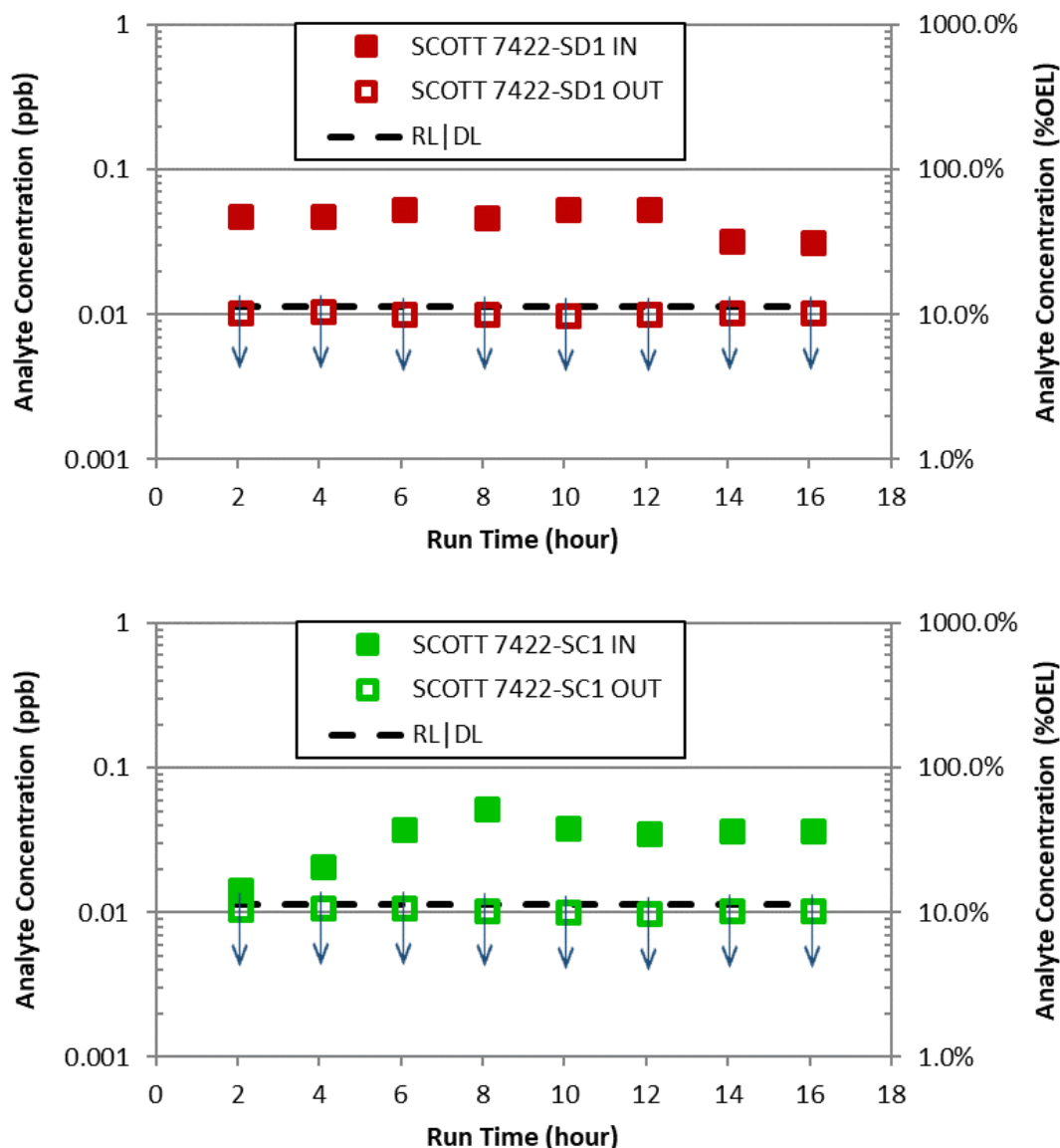


Figure 6. Plot of Measured N-nitrosodiethylamine Concentrations before the Inlets and after the Outlets of the Two Respirator Cartridges Tested (SCOTT 7422-SD1 and SCOTT 7422-SC1) on SX-101. Data points noted with ↓ indicates measurements less than the DL or RL. Outlet data points not visible are obscured by the inlet data points

*N-nitrosomethylethylamine* (see Figure 7) – The DL for NMEA corresponds to approximately 4.4% of its OEL. All inlet measurements for both respirator cartridges were higher than the DL, exceeding 10% of the OEL. Initial measurements for SCOTT 7422-SD1 were relatively constant, significantly greater than the DL with concentrations reaching as high as 68.5% of the OEL. The inlet concentrations for SCOTT 7422-SC1 increased from an initial concentration at 10.2% of the OEL to a maximum of 61.4 % of the OEL and remained relatively constant near 44% of the OEL. All of the respirator outlet measurements were below the DL. Therefore, there is no evidence of breakthrough over the measured time period for either cartridge tested.

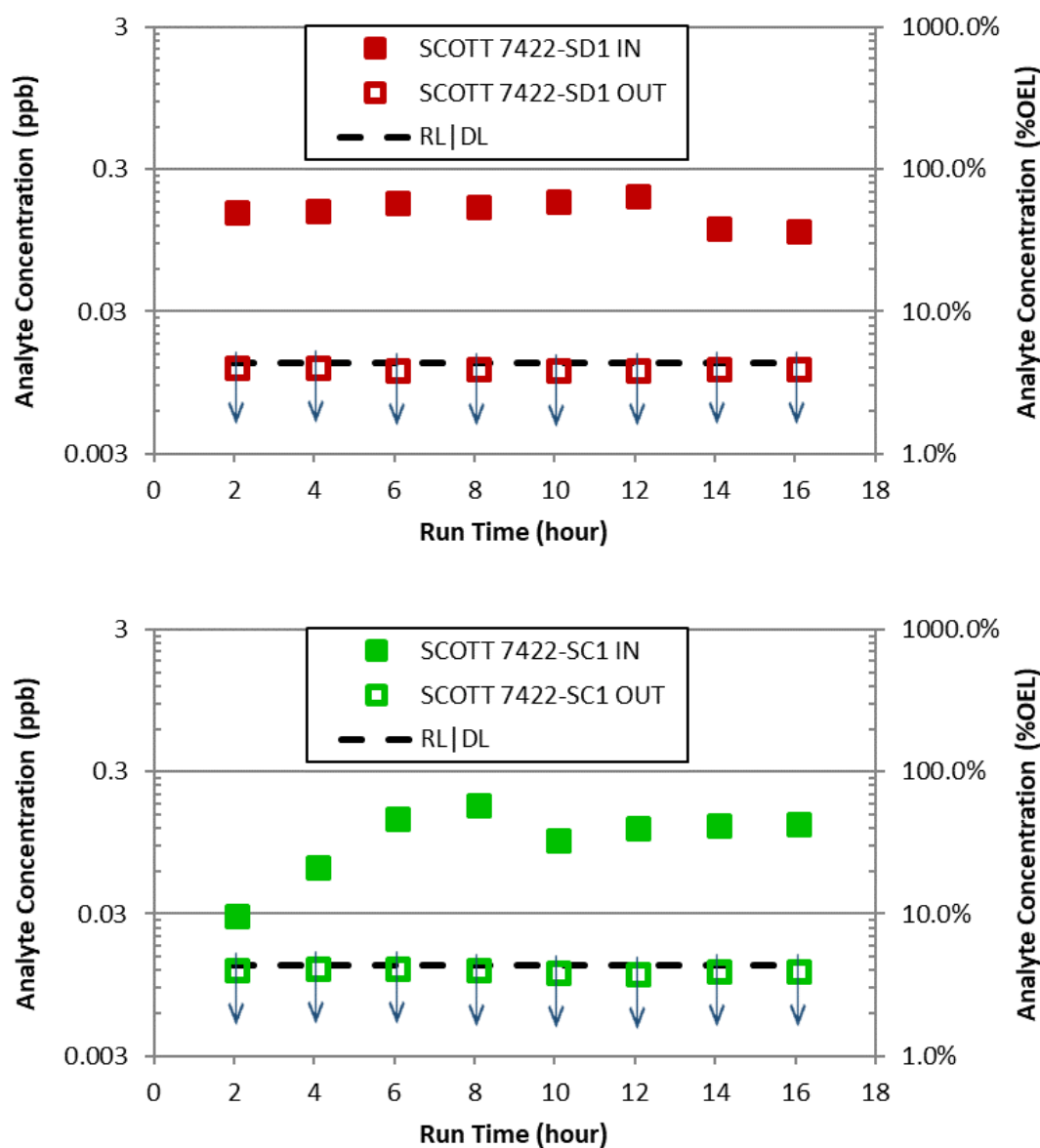


Figure 7. Plot of Measured N-nitrosomethylethylamine Concentrations before the Inlets and after the Outlets of the Two Respirator Cartridges Tested (SCOTT 7422-SD1 and SCOTT 7422-SC1) on SX-101 Data points noted with ↓ indicates measurements less than the DL or RL.

## 5.2 SX-104

Of the 61 COPCs in Table 2, three COPCs—ammonia, NDMA, and NDEA—exceeded their corresponding OELs. Four additional COPCs—mercury, 2,5-dimethylfuran, NMEA, and N-nitrosomorpholine—had measured concentrations or DLs less than their corresponding OELs but greater than 10% (see COPCs highlighted in yellow in Table 2). This section provides more detail on these six COPCs, along with plots of the corresponding data. Note that Appendix E shows plots and/or descriptions for other COPCs with measured inlet or outlet concentrations or DLs between 2% and 10% of their corresponding OELs.

**Ammonia** (*see Figure 8*) – The DL for ammonia corresponds to approximately 2.4% of its OEL. For the SCOTT 7422-SD1 cartridge, the inlet ammonia concentrations were relatively constant, between 617% and 828% of the OEL. For the SCOTT 7422-SC1 cartridge the initial inlet concentrations were relatively constant, between 727% and 780% of the OEL, however the inlet concentrations decreased to 40% of the OEL after the end of 16 hours. Outlet concentrations exceeded 10% of the OEL within the first 2 hours of testing for each cartridge. These breakthrough times align with those from prior respirator cartridge tests on Hanford tanks, with the inlet concentration being the predominant driver of the observed breakthrough times.[19]

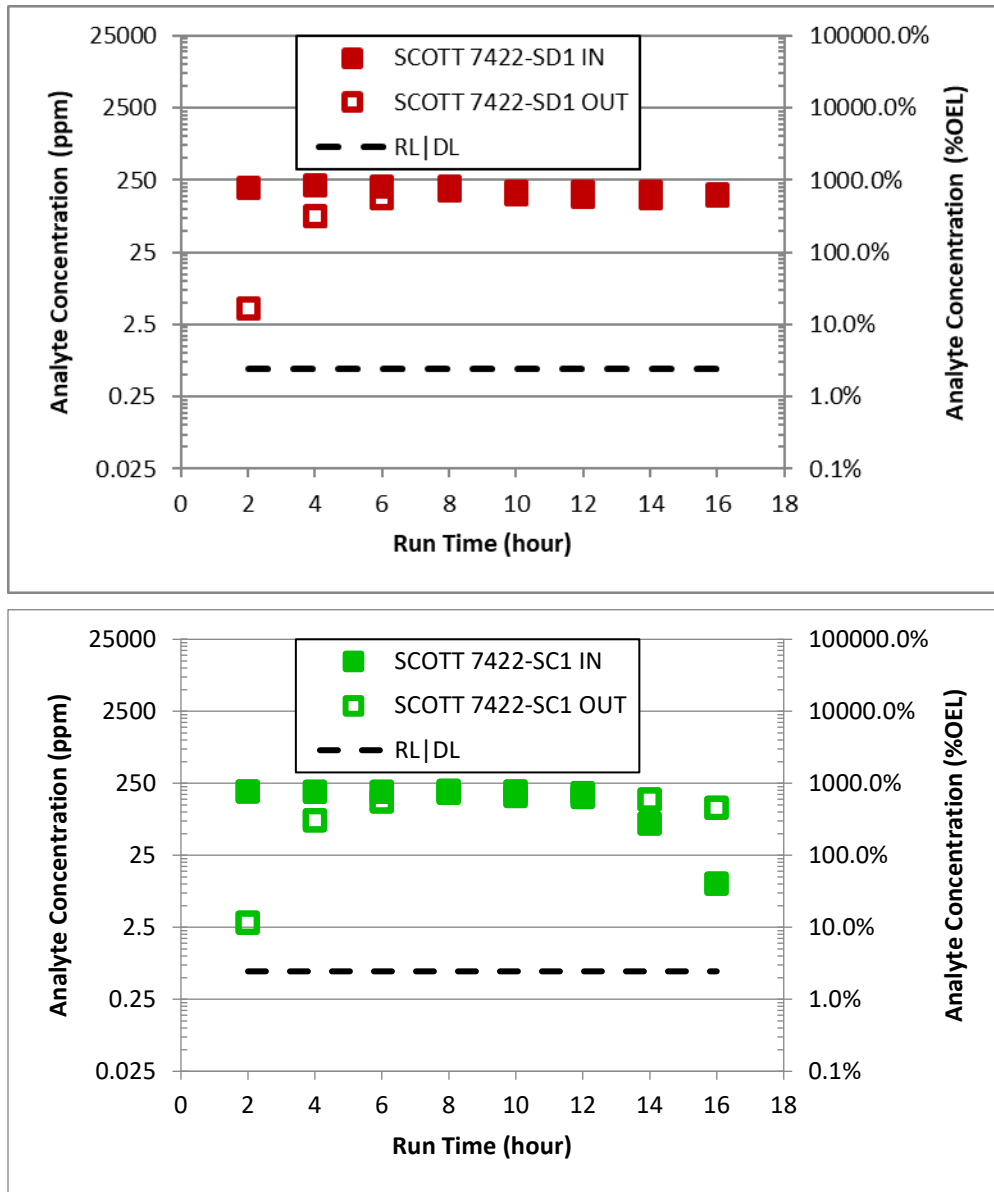


Figure 8. Plot of Measured Ammonia Concentrations before the Inlets and after the Outlets of the Two Respirator Cartridges Tested (SCOTT 7422-SD1 and SCOTT 7422-SC1) on SX-104. Data points noted with ↓ indicates measurements less than the DL or RL.

**Mercury** (see Figure 9) – The DL for mercury corresponds to approximately 6.9% of the OEL. Inlet concentrations measured throughout the testing period for SCOTT 7422-SD1 and SCOTT 7422-SC1 cartridge remained relatively similar, ranging between 37.4 to 67% of the OEL, however the inlet concentrations decreased to 6.6% of the OEL after the end of 16 hours. All of the outlet measurements were below the analytical DL for both respirator cartridges. Thus, there is no evidence of breakthrough over the measured time period for either cartridge tested.

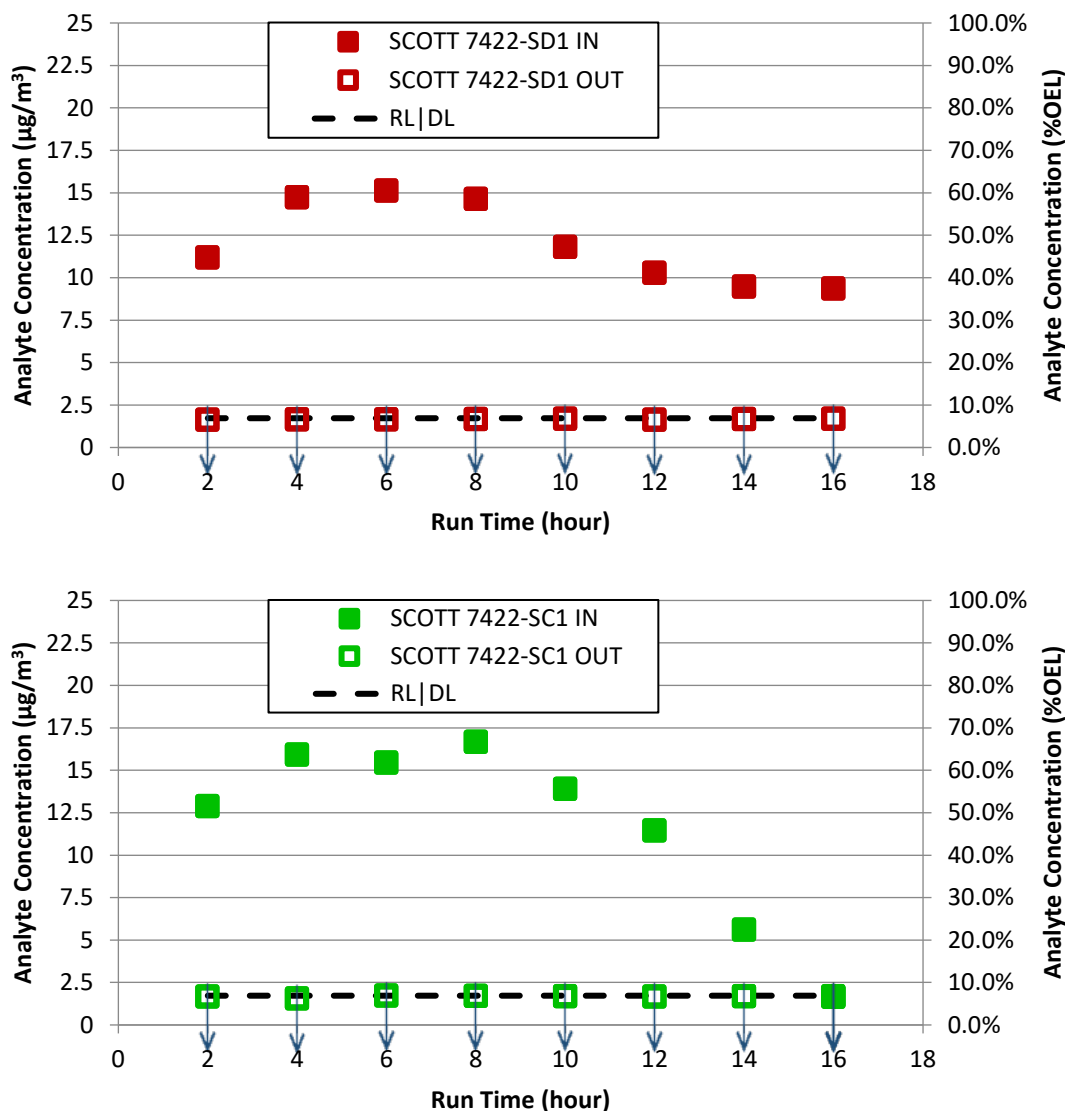


Figure 9. Plot of Measured Mercury Concentrations before the Inlets and after the Outlets of the Two Respirator Cartridges Tested (SCOTT 7422-SD1 and SCOTT 7422-SC1) on SX-104. Data points noted with  $\downarrow$  indicates measurements less than the DL or RL. Outlet data points not visible are obscured by the inlet data points.

**2,5-Dimethylfuran** (see Figure 10) – The DL for 2,5-dimethylfuran corresponds to approximately 6.5% of its OEL, and the RL corresponds to approximately 21.7% of its OEL. Most inlet values measured for both cartridges were less than the DL, except for two inlet measurements of 26% of the OEL for SCOTT 7422-SD1 at 4 and 6 hours that exceeded the RL, and one inlet measurement for SCOTT 7422-SC1 at 4 hours below the RL but above the DL at approximately 14% of the OEL. All of the outlet measurements for both cartridges were below the DL and RL except for two SCOTT 7422-SD1 outlet concentrations that exceeded 10% of the OEL after 4 hours (15.3% of the OEL) and 6 hours (21.7% of the OEL), coinciding with the higher inlet samples. These data indicate potential breakthrough for the 7422-SD1 cartridge, above 10% of the OEL, at less than 4 hours. No evidence of 2,5-dimethylfuran breakthrough was observed for the 7422-SC1 cartridge. However, measurements of the blank sample tubes and machine baseline sample tubes were evaluated further to assess whether the elevated readings may be an artifact of contamination. Indeed, both the blank and baseline samples indicated elevated 2,5-dimethylfuran concentrations, greater than the RL values in several cases. This finding decreases the likelihood that there was actual breakthrough for the 7422-SD1 cartridge.

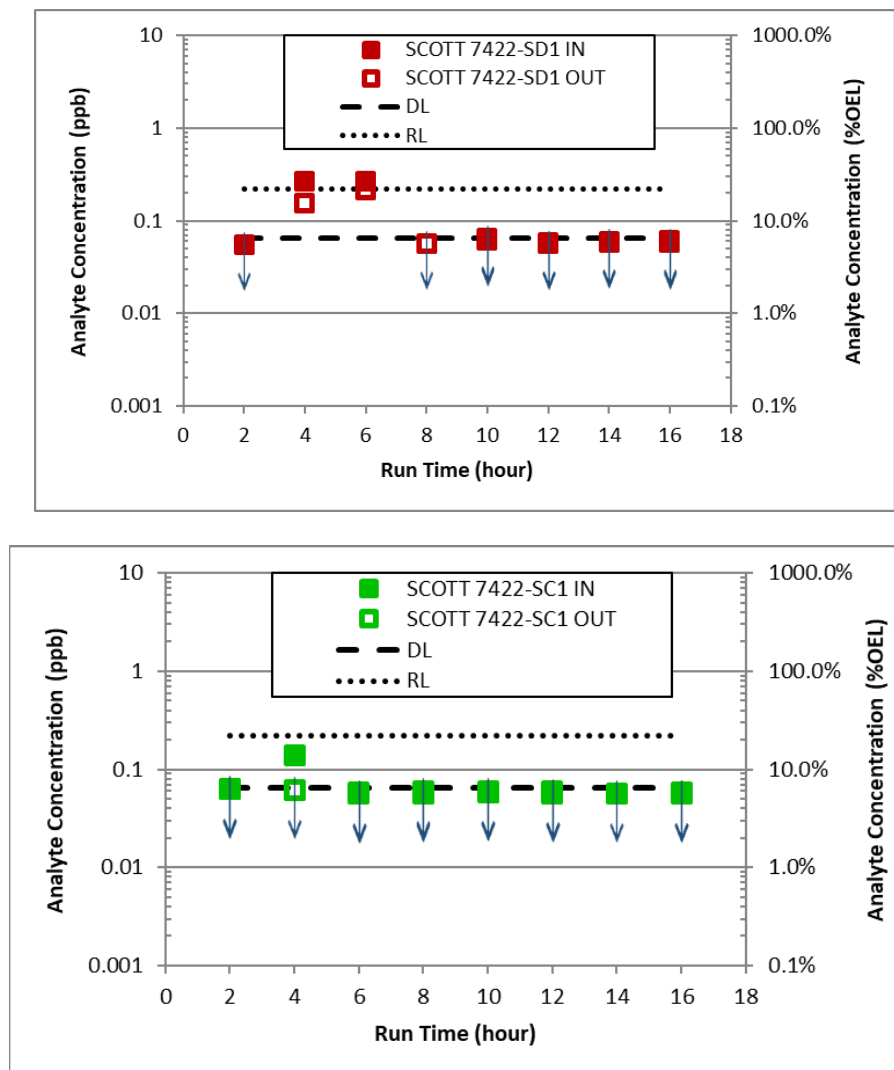


Figure 10. Plot of Measured 2,5-Dimethylfuran Concentrations before the Inlets and after the Outlets of the Two Respirator Cartridges Tested (SCOTT 7422-SD1 and SCOTT 7422-SC1) on SX-104. Data points noted with ↓ indicates measurements less than the DL. Outlet data points not visible are obscured by the inlet data points.



*N-nitrosodimethylamine* (see Figure 11) – The DL for NDMA corresponds to approximately 4.4% of its OEL. Initial inlet concentrations for SCOTT 7422-SD1 cartridge was 873% of the OEL after 2 hours, and then increased to concentrations higher than 1600% of the OEL, ranging from 1286% to 2025% of the OEL. For the SCOTT 7422-SC1 cartridge, the inlet concentrations were relatively constant for most of the test, between 914% and 2119 % of the OEL, before decreasing to less than 30% of the OEL for the 14- and 16-hour measurements. All of the outlet measurements were below the analytical DL for both respirator cartridges. Thus, there is no evidence of breakthrough over the measured time period for either cartridge tested.

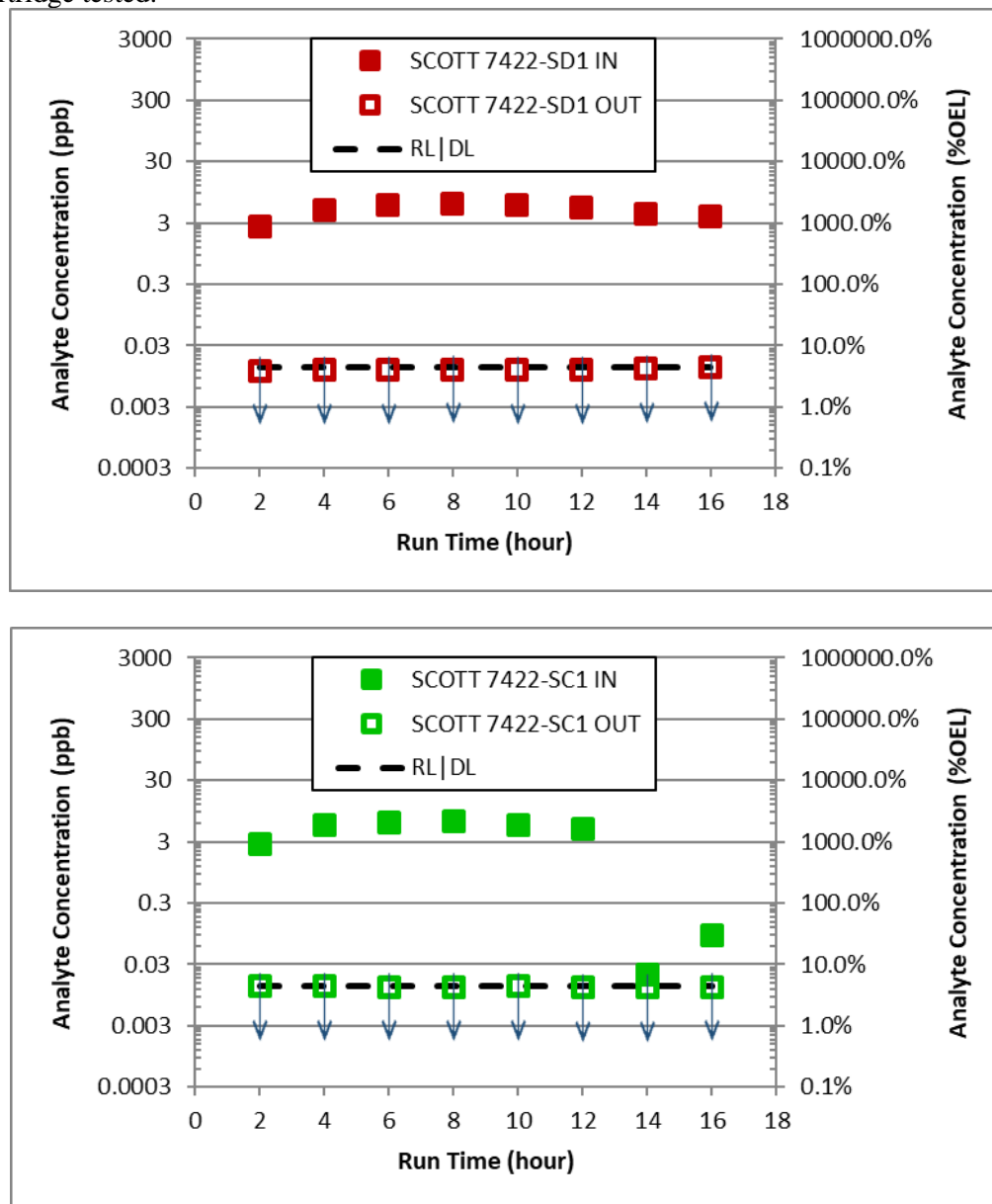


Figure 11. Plot of Measured N-nitrosodimethylamine Concentrations before the Inlets and after the Outlets of the Two Respirator Cartridges Tested (SCOTT 7422-SD1 and SCOTT 7422-SC1) on SX-104. Data points noted with ↓ indicates measurements less than the DL or RL.

*N-nitrosodiethylamine* (see Figure 12) – The DL for NDEA corresponds to approximately 10.7% of its OEL. Initial inlet measurements for SCOTT 7422-SD1 were relatively constant, significantly greater than the DL with concentrations reaching as high as 287% of the OEL. For the SCOTT 7422-SC1 cartridge the initial inlet concentrations were relatively constant, between 206% and 412 % of the OEL, before decreasing to less than DL for the 14- and 16-hour sample times. All of the outlet measurements were below the analytical DL for both respirator cartridges. Thus, there is no evidence of NDEA breakthrough over the measured time period for either cartridge tested.

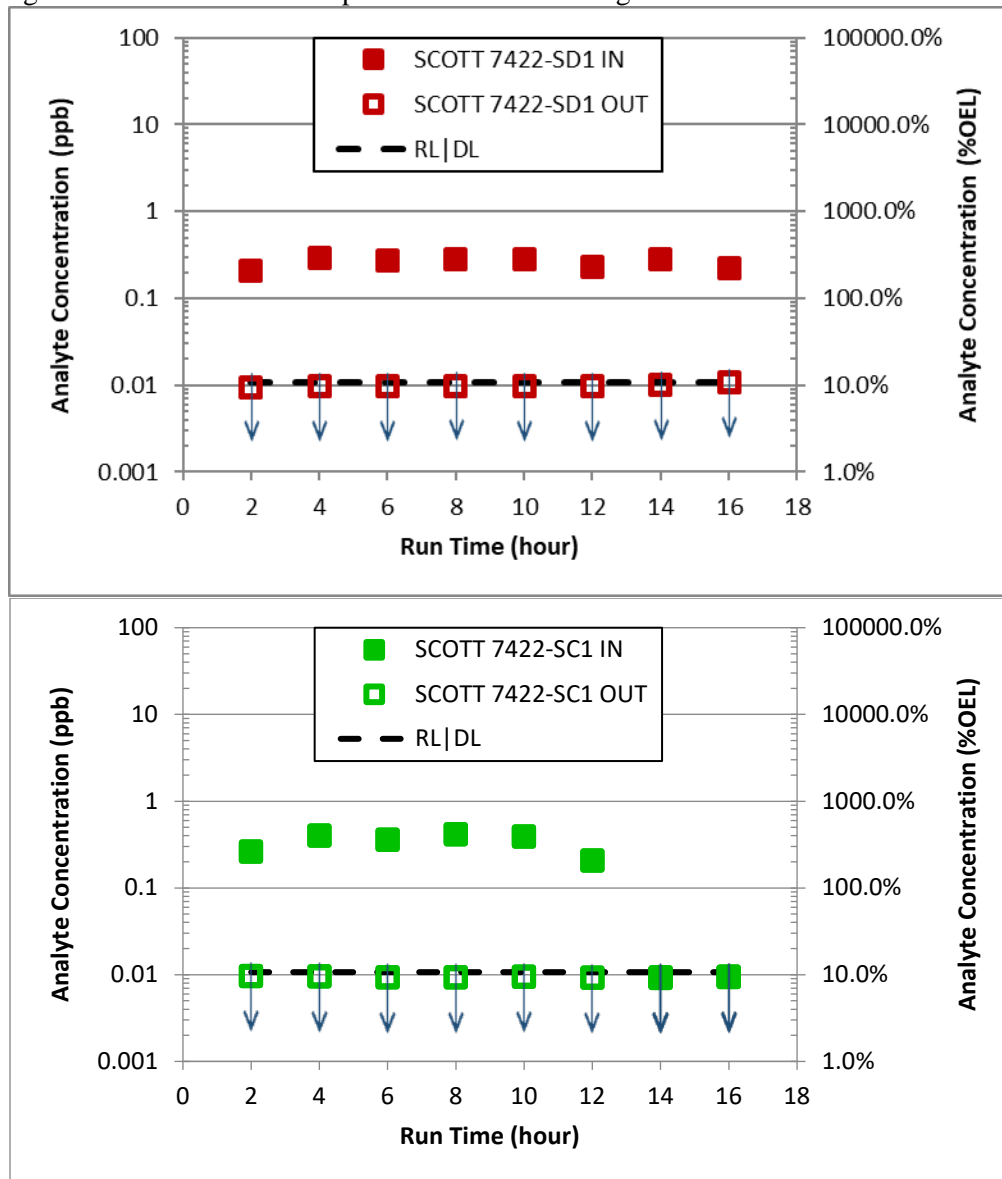


Figure 12. Plot of Measured N-nitrosodiethylamine Concentrations before the Inlets and after the Outlets of the Two Respirator Cartridges Tested (SCOTT 7422-SD1 and SCOTT 7422-SC1) on SX-104. Data points noted with ↓ indicates measurements less than the DL or RL. Outlet data points not visible are obscured by the inlet data points.

*N-nitrosomethylethylamine* (see Figure 13) – The DL for NMEA corresponds to approximately 4.1% of its OEL. Initial inlet measurements for SCOTT 7422-SD1 were relatively constant, significantly greater than the DL with concentrations reaching as high as 31.5% of the OEL. For the SCOTT 7422-SC1 cartridge the initial inlet concentrations were relatively constant, between 18.4% and 32.3% of the OEL, before decreasing to less than DL for the 14- and 16-hour sample times. All of the outlet measurements were below the analytical DL for both respirator cartridges. Thus, there is no evidence of NMEA breakthrough over the measured time period for either cartridge tested.

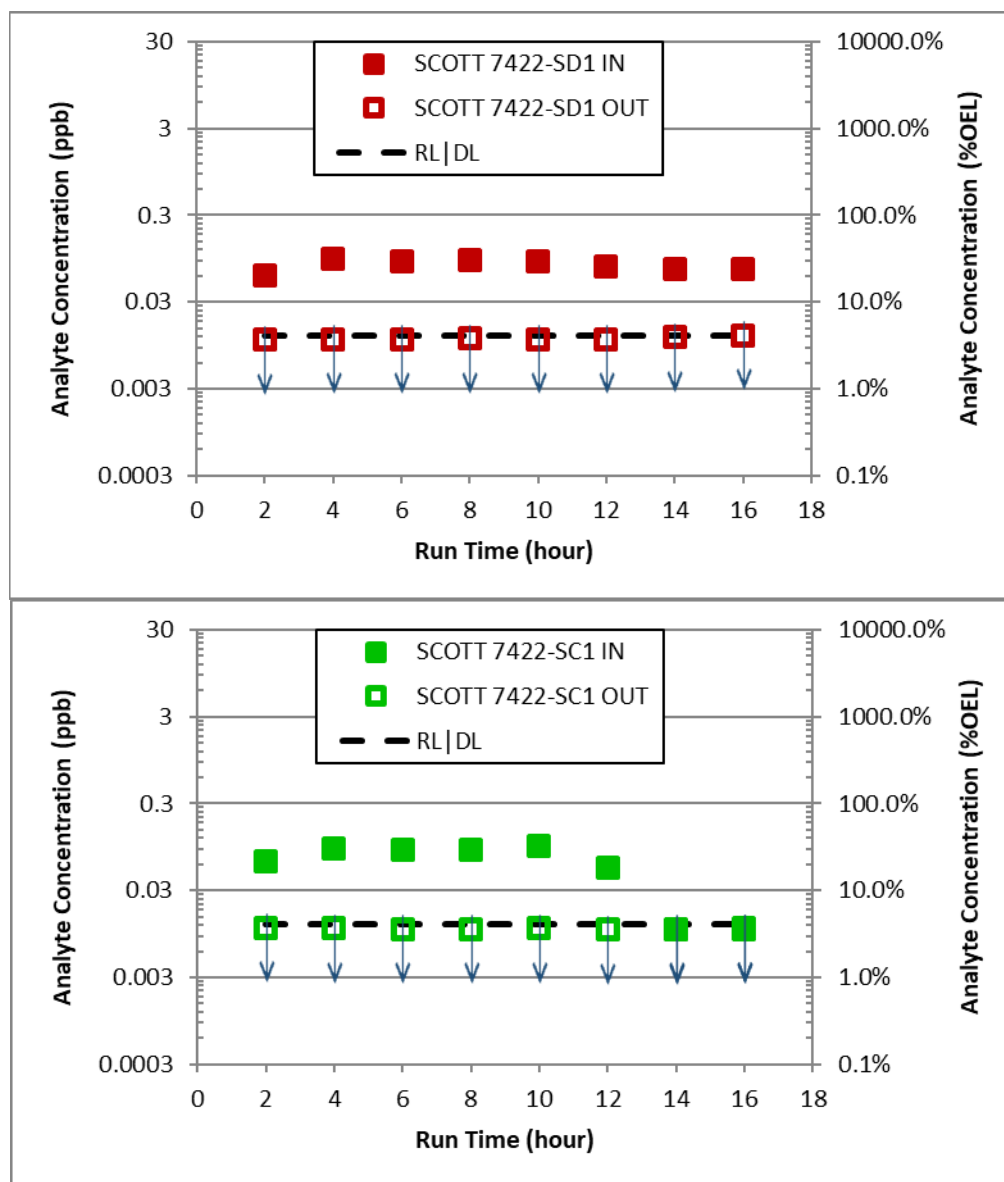


Figure 13. Plot of Measured N-nitrosomethylethylamine Concentrations before the Inlets and after the Outlets of the Two Respirator Cartridges Tested (SCOTT 7422-SD1 and SCOTT 7422-SC1) on SX-104. Data points noted with ↓ indicates measurements less than the DL or RL.

***N-nitrosomorpholine*** (see Figure 14) – The DL for N-nitrosomorpholine corresponds to approximately 1.6% of its OEL. Inlet measurements for both cartridges tested varied from less than the DL to a maximum of 11.2% of the OEL. All of the outlet measurements were below the analytical DL for both respirator cartridges. Thus, there is no evidence of breakthrough over the measured time period for either cartridge tested.

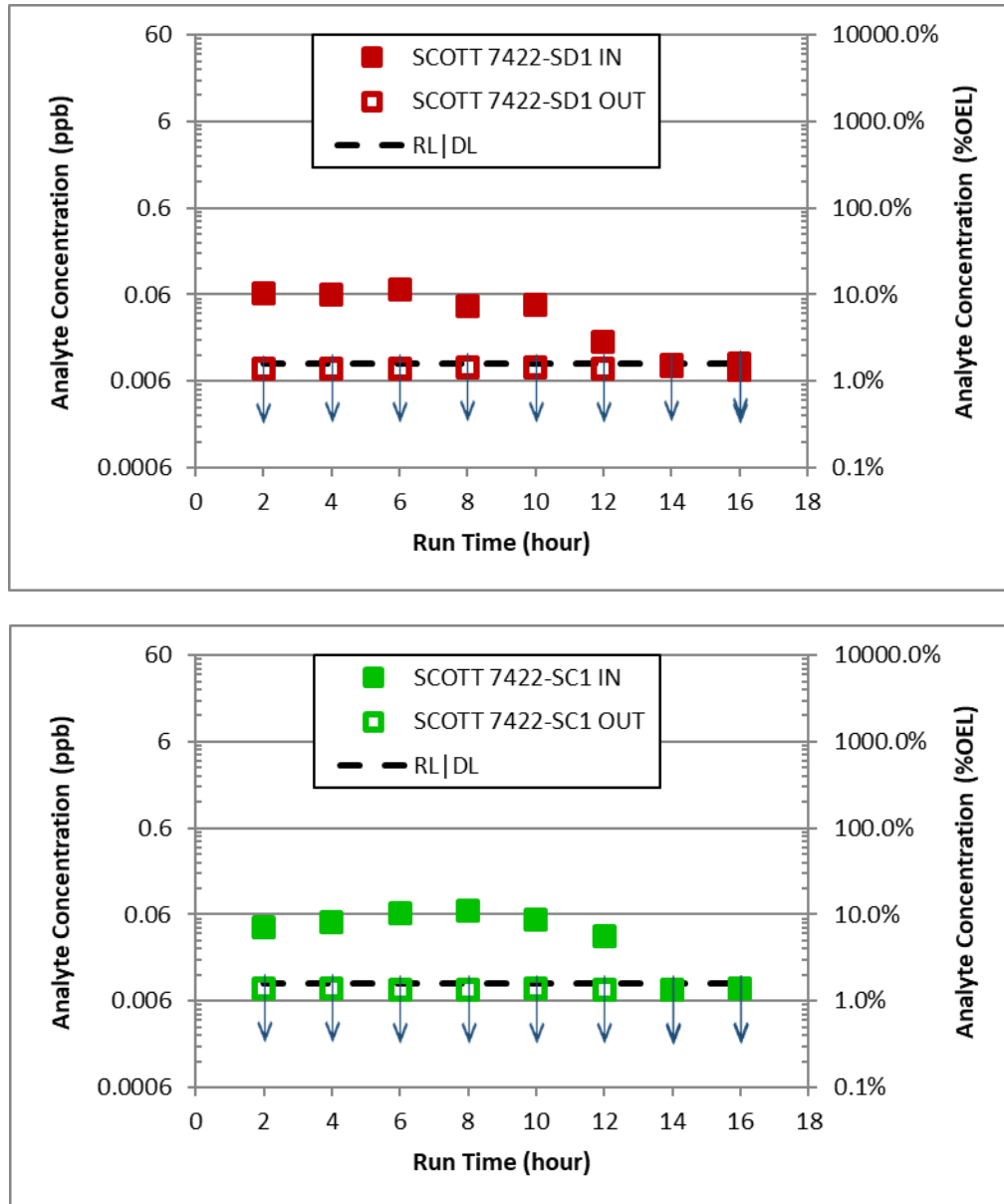


Figure 14. Plot of Measured N-nitrosomorpholine Concentrations before the Inlets and after the Outlets of the Two Respirator Cartridges Tested (SCOTT 7422-SD1 and SCOTT 7422-SC1) on SX-104. Data points noted with ↓ indicates measurements less than the DL or RL.

## 6.0 Factoring in Historical Concentration Data

To fully assess respirator performance for COPC removal, historical data were reviewed to determine if the recent inlet measurements were representative of typical values. Historical SX-101 and SX-104 headspace data from TWINS and the Site-Wide Industrial Hygiene Database were used for this assessment. In addition, the Hanford tank activity data available from TWINS was reviewed to assess whether any exhaustor historic maxima may have resulted from waste-disturbing activities not relevant to cartridge test conditions.[19]

Two complete tables with historical and measured results for all 61 COPCs and their boiling point data is shown in Appendix F for both SX-101 and SX-104, along with a description of the historic source data that were used. Because low boiling points can be a general indicator of poor adsorption on solid media, Tables 3 and 4 show a subset of SX-101 and SX-104 data for COPCs with boiling points below 70°C.

Table 3. Historical SX-101 Data for COPCs with Boiling Points less than 70°C (158°F)

COPC Number and Name	CAS Number	Boiling Point (°F)	Occupational Exposure Limit (OEL)	Historical Measurements <sup>1</sup>					Measurements in this Study	
				# of Values	Maximum Value (in OEL units)	Average Value (in OEL units)	Max. Value (% OEL)	Average Value (% OEL)	Max Inlet Value (% OEL)	Highest Value from Cartridge Outlet (% OEL)
2 Nitrous Oxide	10024-97-2	-127	50 ppm	1	2.1	2.1	4.2%	4.2%	Not Measured	
1 Ammonia	7664-41-7	-28	25 ppm	1	6.2	6.2	25%	25%	1385%	1187%
50 2-Fluoropropene	1184-60-7	-11	0.1 ppm	1 (0)	<0.0022	<0.0022	<2.2%	<2.2%	Not Detected - TIC	
14 Formaldehyde	50-00-0	-6	0.3 ppm	1	0.014	0.014	4.6%	4.6%	9.0%	0.92%
53 Methyl nitrite	624-91-9	10	0.1 ppm	0	n/a	n/a	n/a	n/a	Not Detected - TIC	
4 1,3-Butadiene	106-99-0	24	1 ppm	1 (0)	<0.0021	<0.0021	<0.21%	<0.21%	5.6%	13.9%
42 Ethylamine	75-04-7	62	5 ppm	0	n/a	n/a	n/a	n/a	0.27% (RL) <sup>2</sup>	0.093% (RL)
15 Acetaldehyde	75-07-0	69	25 ppm	0	n/a	n/a	n/a	n/a	0.50%	0.30%
19 Furan	110-00-9	88	1 ppb	2 (0)	<2.3	<2.2	<230%	<216%	169% <sup>3</sup>	28.0% (DL)
59 Methyl Isocyanate	624-83-9	103	0.02 ppm	0	n/a	n/a	n/a	n/a	Not Detected - TIC	
New <sup>5</sup> 2-Propenal	107-02-8	127	0 ppm	0	n/a	n/a	n/a	n/a	0.92% (DL)	0.92% (DL)
20 2,3-Dihydrofuran	1191-99-7	130	1 ppb	0	n/a	n/a	n/a	n/a	3.3% (DL) <sup>4</sup>	3.8% (DL)
22 2-Methylfuran	534-22-5	147	1 ppb	2 (0)	<13	<7.2	<1300%	<719%	12.7% (DL) <sup>3</sup>	12.4% (DL)
8 Methanol	67-56-1	148	200 ppm	0	n/a	n/a	n/a	n/a	Not Measured	
21 2,5-Dihydrofuran	1708-29-8	152	1 ppb	2 (0)	<7.3	<4.5	<730%	<452%	53.0% (DL) <sup>3</sup>	51.6% (DL)

<sup>1</sup> Historical data from TWINS industrial hygiene vapor database and SWIHD database; see text for links and dates of queries. Values in *italics* include those data plus data from the TWINS headspace database, all samples earlier than May 2005.

\* indicates that the value of the average would differ by a factor of 2 or more (in either direction) if non-reports were excluded.

"< RL" indicates that all pertinent measurements of the analyte were less than the reporting level

Plain font in the table indicates that only the recent databases (SWIHD headspace and TWINS Industrial Hygiene) were included. *Italics* mean that the pre-2006 TWINS headspace data were also included.

"n/a" indicates no historical data was found in the databases

<sup>2</sup> "(RL)" or "(DL)" indicates value represents approximate reporting limit (RL) or detection limit (DL), which is calculated using the reported detection limit (or reporting limit - RL, where noted) from the analytical laboratory and the average volume (from flowrate x time) of vapor exposed to the sorbent tube.

<sup>3</sup> Measured using VOA (Volatile Organic Analysis) method.

<sup>4</sup> Measured using Furan method.

<sup>5</sup> 2-Propenal and Dimethyl Mercury were added to the COPC List in September, 2017.

Table 4. Historical SX-104 Data for COPCs with Boiling Points less than 70°C (158°F)

COPC Number and Name	CAS Number	Boiling Point (°F)	Occupational Exposure Limit (OEL)	Historical Measurements <sup>1</sup>					Measurements in this Study	
				# of Values	Max. Value (in OEL units)	Average Value (in OEL units)	Max. Value (% OEL)	Average Value (% OEL)	Max Inlet Value (% OEL)	Highest Value from Cartridge Outlet (% OEL)
2 Nitrous Oxide	10024-97-2	-127	50 ppm	1 (1)	17.3	17.3	35%	35%	Not Measured	
1 Ammonia	7664-41-7	-28	25 ppm	2 (2)	393	220	1572%	880%	828%	733%
50 2-Fluoropropene	1184-60-7	-11	0.1 ppm	1 (0)	<0.003	<0.003	<3.0%	<3.0%	Not Detected - TIC	
14 Formaldehyde	50-00-0	-6	0.3 ppm	2 (2)	0.014	0.0094	4.7%	3.1%	5.1%	1.6%
53 Methyl nitrite	624-91-9	10	0.1 ppm	0	n/a	n/a	n/a	n/a	Not Detected - TIC	
4 1,3-Butadiene	106-99-0	24	1 ppm	2 (1)	0.293	0.15 (0.29)	29%	15% (29%)	1.9% (RL)	1.9% (RL) <sup>2</sup>
42 Ethylamine	75-04-7	62	5 ppm	2 (0)	<0.034	<0.026	<0.68%	<0.53%	0.09% (RL)	0.14%
15 Acetaldehyde	75-07-0	69	25 ppm	1 (1)	0.23	0.23	0.91%	0.91%	0.32%	0.20%
19 Furan	110-00-9	88	1 ppb	4 (2)	<3.1 (1.4)	1.7 (0.94)	<310% (143%)	170% (94%)	28.6% (DL) <sup>3</sup>	28.0% (DL)
59 Methyl Isocyanate	624-83-9	103	0.02 ppm	0	n/a	n/a	n/a	n/a	Not Detected - TIC	
New <sup>5</sup> 2-Propenal	107-02-8	127	0 ppm	1 (0)	<0.0009	<0.0009	<0.90%	<0.90%	0.91% (DL)	0.93% (DL)
20 2,3-Dihydrofuran	1191-99-7	130	1 ppb	1 (0)	<0.34	<0.34	<34%	<34%	9.8% <sup>4</sup>	3.4% (DL)
22 2-Methylfuran	534-22-5	147	1 ppb	3 (0)	<18	<6.5	<1800%	<651%	20.0% (DL) <sup>3</sup>	20.9% (DL)
8 Methanol	67-56-1	148	200 ppm	0	n/a	n/a	n/a	n/a	Not Measured	
21 2,5-Dihydrofuran	1708-29-8	152	1 ppb	3 (0)	<9.8	<3.9	<980%	<390%	52.8% (DL) <sup>3</sup>	51.7% (DL)

<sup>1</sup> Historical data from TWINS industrial hygiene vapor database and SWIH database; see text for links and dates of queries. Values in italics include those data plus data from the TWINS headspace database, all samples earlier than May 2005.

\* indicates that the value of the average would differ by a factor of 2 or more (in either direction) if non-reports were excluded.

"< RL" indicates that all pertinent measurements of the analyte were less than the reporting level

Plain font in the table indicates that only the recent databases (SWIHD headspace and TWINS Industrial Hygiene) were included. Italics mean that the pre-2006 TWINS headspace data were also included.

"n/a" indicates no historical data was found in the databases

<sup>2</sup> "(RL) or (DL)" indicates value represents approximate reporting limit (RL) or detection limit (DL), which is calculated using the reported detection limit (or reporting limit - RL, where noted) from the analytical laboratory and the average volume (from flowrate x time) of vapor exposed to the sorbent tube.

<sup>3</sup> Measured using VOA (Volatile Organic Analysis) method.

<sup>4</sup> Measured using Furan method.

<sup>5</sup> 2-Propenal and Dimethyl Mercury were added to the COPC List in September, 2017.

## 6.1 SX-101

Ammonia is the only COPC previously measured in the SX-101 headspace at concentrations above 10% of its OEL and above the analytical RL. Seven COPCs—ammonia, mercury, 1,3-butadiene, furan, NDMA, NDEA, and NMEA—were measured in headspace vapors  $\geq 10\%$  of their respective OELs and DLs or RLs during APR cartridge testing. Details of the analyses of these COPCs follow:

- Ammonia average inlet concentrations measured in this cartridge study were significantly higher than the single historic measurement by a factor of approximately 56 $\times$ . The most recent historic measurement of ammonia was from an SX-101 breather filter in 2006 (25% of the OEL) and is comparable to a 1995 headspace maximum concentration<sup>10</sup>. However, the historic headspace measurement was taken while an exhaustor was operational in the SX Farm, and because only passive ventilation is used now, the current ventilation rate is much lower. Also note that the latter breather

<sup>10</sup> Inlet concentrations were considered generally consistent if they were within a factor of 2 (-50% to +100%) of historic maximum or average headspace measurements.

filter measurement is likely to report lower concentrations than headspace levels, especially if the tank was not venting.<sup>11</sup> Therefore, the difference between cartridge inlets and historic headspace maxima may be a result of either a very limited sample taken under conditions that are not representative of those during cartridge testing, or of location and sampling methods that did not recover a representative headspace vapor sample.

- Similar to ammonia, mercury and 1,3-butadiene concentrations measured in this cartridge study were significantly higher than the single historic maxima from headspace samples. Both COPCs had historic measurements below their RLs (<0.2% of the OEL), whereas cartridge maxima were above the RLs by factors of 26× to 69× for 1,3-butadiene and mercury, respectively.
- Furan historic measurements were limited to two prior samples with high RL values (<230% of the OEL) that make comparison to average and maximum cartridge inlet concentrations—169% and 75% of the OEL, respectively—inconclusive.
- Nitrosamines including NDMA, NDEA, and NMEA had maximum cartridge inlet concentrations significantly greater than the <RL obtained from the single historic measurement of these COPCs. NDMA was more than 2000× higher than the RL, whereas NDEA and NMEA were approximately 12× to 33× higher than the historic RL.
- Nitrosamines including NDMA, NDEA, and NMEA had maximum cartridge inlet concentrations significantly greater than the <RL levels obtained from the single historic measurement of these COPCs. NDMA was more than 2000× higher than the RL, whereas NDEA and NMEA were approximately 12× to 33× higher than the historic RL.

Overall, the limited historic record of SX-101 headspace measurements, combined with the historic exhauster operations in SX Farm provide little valuable insight or context for the current cartridge-testing results.

## 6.2 SX-104

Seven COPCs have been previously measured in the SX-104 headspace at concentrations above 10% of their respective OELs and above analytical RLs. These COPCs include ammonia, nitrous oxide, mercury, 1,3-butadiene, furan, acetonitrile, and NDMA. Of these seven COPCs, four were detected in the cartridge study above RLs. Details of the analyses of these COPCs follow:

- Ammonia average and maximum inlet concentrations measured in this cartridge study were lower, but generally consistent with than historic SX-104 headspace measurements.<sup>12</sup> Only two historic analysis results were available in the 2007 and 2015 historic records. The most recent measurement was less than 2× higher at 1572% of the OEL than the maximum cartridge inlet concentration of 828% of the OEL.
- Mercury average and maximum inlet concentrations from cartridge testing were higher (~2.1×) than historic measurements, but not significantly.
- Acetonitrile inlet concentrations during cartridge testing were well below 10% of the OEL, whereas a historic maximum of 14% of the OEL, approximately 9× the maximum cartridge inlet concentration.

---

<sup>11</sup> Prior to 2004, the SX Farm was actively ventilated using a “sludge cooler” to reduce the temperature of high heat-generating wastes. Breather filter samples are taken outside the tank headspace near the surface of the high-efficiency particulate air filter on a passive breather filter assembly. Depending on weather conditions, sample placement, and passive venting behavior of the tank at the time of sampling, the concentrations measured could be significantly different than headspace concentrations. Personal communication with Joe Meacham, WRPS.

<sup>12</sup> Inlet concentrations were considered generally consistent if they were within a factor of 2 (-50% to +100%) of historic maximum or average headspace measurements.

- NDMA average and maximum inlet concentrations from cartridge testing were lower than historic measurements, by a factor of 3× to 5×, respectively. The historic maxima of 9300% of the OEL came from a 2015 headspace sampling event. Other nitrosamines including NDEA, NMEA, and N-nitrosomorpholine were not detected above their RLs in historic measurements but were measured above their RLs at the cartridge inlet. The NDEA maximum from cartridge testing was substantially higher (~10×) than the historic less-than-RL (<37% of the OEL) measurement. NMEA and N-nitrosomorpholine were detected at concentrations approximately 2× the historic less than the RL measurements.
- Nitrous oxide, 1,3-butadiene, and furan were detected in the historic measurements above 10% of the OEL but not in cartridge testing. Nitrous oxide was not measured during cartridge testing because it is not susceptible to respirator filtration. The historic maximum of 35% of the OEL resulted from a single measurement in 2006. The historic maxima for 1,3-butadiene of 29% of the OEL was obtained in 2015 and is the only measurement from SX-104 that was above the RL. All cartridge measurements were below the RL. Neither historic maxima for nitrous oxide or 1,3-butadiene exceeded the tank farms Industrial Hygiene action level (50% of the OEL). The historic maximum for furan of 143% of the OEL was obtained from 2015 headspace sampling and was significantly higher than the less-than-DL and less-than-RL values obtained from cartridge testing. No other substituted furans have been historically detected above the RL values, and those detected in cartridge testing—2,3-dihydrofuran and 2,5-dimethylfuran—were at levels comparable to or below historic RL.



## 7.0 Conclusions

Testing was conducted from June 16-17, 2017, using headspace vapors from Hanford tank SX-104 and from June 23-24, 2017, from Hanford tank SX-101. Headspace vapors under static conditions were fed to a respirator cartridge test stand developed by WRPS in collaboration with HiLine Engineering (Richland, Washington). Multipurpose respirator cartridges, SCOTT 7422-SD1 and SCOTT 7422-SC1 (SCOTT Safety, Monroe, North Carolina) were assessed on separate days. Sample media (sorbent tubes) were used to collect samples of the vapor stream entering and exiting the respirator cartridge and were subsequently analyzed for COPC concentrations. Pacific Northwest National Laboratory was tasked to independently analyze the collected data and make recommendations based on the results for respiratory cartridge performance and service life. The key conclusions from the analysis are described below:

### 7.1 SX-101

Based on measured cartridge inlet vapor concentrations from tank SX-101, three COPCs—ammonia, furan and NDMA—exceeded their corresponding OELs. Four COPCs—mercury, 1,3-butadiene, NDEA, and NMEA—had one or more inlet concentration measurements greater than 10% of their OELs, but less than 100%. All other COPC inlet and outlet measurements did not exceed 10% of their OELs.

- Maximum ammonia concentrations at the respirator cartridge inlet to the SCOTT 7422-SD1 and SCOTT 7422-SC1 cartridges were 1385% and 1294% of the OEL, respectively.<sup>13</sup> These concentrations were higher than historic headspace and breather filter measurements from SX-101 by a factor of more than 50×. However, the historic headspace measurement was taken while an exhaustor was operational in the SX Farm, and a vapor measurement from the breather filter may not have been representative of headspace concentrations. Most of the cartridge outlet concentrations for ammonia exceeded 10% of the OEL. Ammonia breakthrough appeared to occur in the SCOTT 7422-SD1 cartridge, above 10% of the OEL, within 2 hours. Similarly, breakthrough of the SCOTT 7422-SC1 cartridge was evident within 2 hours. These breakthrough times are consistent with those measured in prior respirator cartridge tests for Hanford tanks, based on the inlet concentrations to the cartridges.
- Maximum mercury concentrations at the inlets to the SCOTT 7422-SD1 and SCOTT 7422-SC1 cartridges were 13% and 14% of the OEL, respectively. These concentrations were higher than the historical measurements from SX-101, which were less than the analytical reporting limit (RL) (0.2% of the OEL). All the cartridge outlet concentrations for mercury were below the RL, indicating that no breakthrough occurred.
- Maximum 1,3-butadiene concentrations at the inlets to the SCOTT 7422-SD1 and SCOTT 7422-SC1 cartridges were 5.0% and 5.5% of the OEL, respectively, but most inlet measurements were <DL. The maximum inlet concentrations were higher than the single historical <RL measurement (<0.2% of the OEL) from SX-101. Most of the cartridge outlet concentrations for 1,3-butadiene from the SCOTT 7422-SD1 cartridge were below the DL. However, the single 8-hour cartridge outlet measured 13.9% of the OEL for the SCOTT 7422-SD1 cartridge, exhibiting potential breakthrough behavior or possible analytical error. Initial outlet concentrations for 1,3-butadiene from the SCOTT 7422-SC1 cartridge were below the DL, but gradually increased to a maximum of 7.4% of the OEL at 14 hours. These results suggest potential breakthrough-like behavior, but at inlet and outlet concentrations below 10% of the OEL.

---

<sup>13</sup> Cartridge inlet measurements exceeded the upper limit recommended by the Centers for Disease Control and Prevention—National Institute for Occupational Safety and Health for APR use. However, cartridge testing was performed with tank headspace concentrations that are higher than predicted and measured breathing zone concentrations into which respirator cartridges would be deployed.

- Maximum furan concentrations at the inlets to the SCOTT 7422-SD1 and SCOTT 7422-SC1 cartridges were 138% and 169% of the OEL, respectively. Few historical measurements for furan in SX-101 were available, and all results were below an elevated reporting limit (RL) of 230% of the OEL. Therefore, comparison to cartridge maximums was inconclusive. All the cartridge outlet concentrations for furan were below the RL, indicating that no breakthrough occurred.
- Maximum NDMA concentrations at the inlet to the SCOTT 7422-SD1 and SCOTT 7422-SC1 cartridges were 4572% and 4750% of the OEL, respectively. These concentrations are considerably higher than the available historical measurements that were less than the RL (2.3% of the OEL). All measured outlet concentrations from the SCOTT 7422-SD1 cartridge were less than the RL, indicating no breakthrough for either cartridge. The cartridge outlet concentrations for NDMA from the SCOTT 7422-SC1 cartridge were also below the RL, except for the 6- and 8-hour cartridge outlet measurements, which reached a maximum of 12.4% of the OEL before returning to levels that were less than the RL for the remainder of the test. The results could indicate breakthrough behavior within 6 hours but could also be explained by analytical error.
- Maximum NDEA and NMEA concentrations at the inlet to the SCOTT 7422-SD1 and SCOTT 7422-SC1 cartridges ranged from 57% to 69% of the OEL. These concentrations are higher than the historical measurements available for each COPC, which were less than the RL (5% and 2%, respectively). All outlet concentrations were less than the RLs, indicating no breakthrough occurred for either cartridge.

## 7.2 SX-104

Based on measured cartridge inlet vapor concentrations from SX-104 tank; three COPCs—ammonia, NDMA, and NDEA—exceeded their corresponding OELs. Four COPCs—mercury, 2,5-dimethylfuran, NMEA and N-nitrosomorpholine—had one or more inlet concentration measurements greater than 10% of their respective OELs, but less than 100%. All other COPC inlet and outlet measurements did not exceed either 10% of their OELs or their RLs.

- Maximum ammonia concentrations at the respirator cartridge inlet to the SCOTT 7422-SD1 and SCOTT 7422-SC1 cartridges were 828% and 780% of the OEL, respectively. These concentrations were lower than the historical maximum (1572%) measurement from the SX-104 headspace but were generally consistent with historic average concentrations. All cartridge outlet concentrations for ammonia exceeded 10% of its OEL. Ammonia breakthrough (>10% of the OEL) occurred in less than 2 hours for both SCOTT 7422-SD1 and SCOTT 7422-SC1 cartridges. These breakthrough times are consistent with those measured in prior respirator cartridge tests for Hanford tanks, based on the inlet concentrations to the cartridges.
- Mercury maximum concentrations at inlets to the SCOTT 7422-SD1 and SCOTT 7422-SC1 cartridges were 61% and 67% of the OEL, respectively. These concentrations were higher than the historical average (20%) and maximum (32%) SX-104 headspace measurements. All cartridge outlet concentrations for mercury were below the RL, indicating no breakthrough.
- The maximum concentrations of 2,5-dimethylfuran at the inlet to the SCOTT 7422-SD1 and SCOTT 7422-SC1 cartridges were 27% and 14% of the OEL, respectively. Both maxima were above the DL (6.5% of the OEL), but only the SCOTT 7422-SD1 cartridge inlet was above the RL (approximately 21.7% of the OEL). Cartridge outlet concentrations for 2,5-dimethylfuran from the SCOTT 7422-SD1 cartridge were below the DL, except for the measurement after 4-hours, which reached 21.7% of the OEL, indicating potential breakthrough. Note that several 2,5-dimethylfuran measurements from the blank and baseline tubes also reported concentrations greater than the RL, which puts the elevated inlet and outlet measurements for this COPC in question. The single available historic measurement of the SX-104 headspace was less than the RL (25% of the OEL).

- NDMA maximum concentrations at the SCOTT 7422-SD1 and SCOTT 7422-SC1 cartridges were 2025% and 2119% of the OEL, respectively. These concentrations are less than the historical average (4733%) and maximum (9300% of the OEL) headspace measurements. All measured outlet concentrations were less than the analytical RL of approximately 4.4% of the OEL, indicating no breakthrough for either cartridge.
- Maximum NDEA concentrations at the inlet to the SCOTT 7422-SD1 and SCOTT 7422-SC1 cartridges were 287% and 412% of the OEL, respectively. These concentrations are higher than the average and maximum historical concentration measurements from headspace, which were less than the RL. However, all outlet concentrations were less than the RL of approximately 11% of the OEL, indicating no breakthrough for either cartridge.
- Maximum NMEA concentrations at the inlet to the SCOTT 7422-SD1 and SCOTT 7422-SC1 cartridges were 31.5% and 32.3%, respectively. These concentrations are higher than the average and maximum historical concentration measurements from SX-104 headspace, which were less than the RL. All outlet concentrations were less than the RL of approximately 4.1% of the OEL, indicating no breakthrough for either cartridge.
- Maximum N-nitrosomorpholine concentrations at the inlet to the SCOTT 7422-SD1 and SCOTT 7422-SC1 cartridges were both 11.2% of the OEL. These concentrations are higher than historical concentration measurements, which were both less than the RL. All outlet concentrations were less than the RL of approximately 1.6% of the OEL, indicating no breakthrough for either cartridge.



## 8.0 Recommendations

Based on the measurements taken for this study, ammonia breakthrough, above 10% of its OEL, occurred earlier than any other COPC—within 2 hours for both cartridges in both Hanford tanks SX-101 and SX-104. The average inlet concentration of ammonia was greater than 800% of the OEL, which correlates consistently with the observed breakthrough times from past respirator cartridge testing. As with previous cartridge performance studies on Hanford tank vapors, the experimental results in this study support using the breakthrough measurements for ammonia as an early indicator, compared to other COPCs, to inform an appropriate respirator cartridge change-out schedule.

- Variations in humidity, temperature, or cartridge inlet concentration for any COPCs, compared to those measured in the current study, could impact breakthrough time, especially if OEL thresholds are exceeded.
- Analytical concerns regarding the 2,5-dimethylfuran data were identified. Specifically, some measurements of that COPC from the blank and baseline sorbent tubes exceeded the RL value. This puts the currently used RL value into question. Thus, it is recommended that the protocol for 2,5-dimethylfuran testing be updated to make sure the fresh tubes are adequately clean/regenerated. Cartridge performance for several lower boiling point furan compounds including furan, 2,5-dihydrofuran, and 2-methylfuran was assessed using secondary analysis methods that provided better quantitation, but higher DLs. Improvements in quantitation limits (for both DLs and RLs) for these furans are recommended to improve cartridge performance evaluation.



## 9.0 References

1. OSHA 29 CFR 1910.134,  
[https://www.osha.gov/pls/oshaweb/owadisp.show\\_document?p\\_table=standards&p\\_id=12716](https://www.osha.gov/pls/oshaweb/owadisp.show_document?p_table=standards&p_id=12716).
2. OSHA Respirator Change Schedules – Decision Logic Flowcharts,  
<https://www.osha.gov/SLTC/etools/respiratory/decisionlogic/flowcharti.html>.
3. OSHA Respirator Change Schedules Mathematical Modeling, and Factors that Influence Cartridge Service Life, [https://www.osha.gov/SLTC/etools/respiratory/change\\_schedule.html](https://www.osha.gov/SLTC/etools/respiratory/change_schedule.html).
4. OSHA Standard Respirator Testing Procedures,  
<http://www.cdc.gov/niosh/npptl/stps/aprespcbrn.html>.
5. Wood GO. 1994. “Estimating Service Lives of Organic Vapor Cartridges.” *American Industrial Hygiene Association Journal* 55:11–15.  
DOI: 10.1202/0002-8894(1994)055<0011:ESLOOV>2.0.CO;2.
6. Wood GO. 2004 “Estimating Service Lives of Organic Vapor Cartridges II: A Single Vapor at All Humidities.” *Journal of Occupational and Environmental Hygiene* 1:472–492.  
<https://doi.org/10.1080/15459620490467792>.
7. Wood GO and JL Snyder. 2007. “Estimating Service Lives of Organic Vapor Cartridges III: Multiple Vapors at All Humidities.” *Journal of Occupational and Environmental Hygiene* 4:363–374. DOI: 10.1080/15459620701277468.
8. Janvier F, L Tuduri, D Cossement, D Drolet, and J Lara. 2016. “Systematic Evaluation of the Adsorption of Organic Vapors onto a Miniaturized Cartridge Device using Breakthrough Tests in Parallel Experiment with a Full Size Respirator Cartridge.” *Adsorption Science and Technology* 34:287-306. DOI: 10.1177/0263617416653119.
9. Yoon YH, JH Nelson, and J Lara. 1996. “Respirator Cartridge Service Life: Exposure to Mixtures.” *American Industrial Hygiene Association Journal* 57:809–819.  
<https://doi.org/10.1080/15428119691014486>.
10. 3M Service life software Version 3.3,  
<http://extra8.3m.com/SLSWeb/serviceLifeDisclaimer.html?regId=20&langCode=EN&countryName=United%20States>.
11. Scotts Surelife Cartridge Calculator,  
<https://www.scottsurelife.com/DesktopUI/SelectRegion.aspx>.
12. Respiratory Protection, Chapter 36 of the American Industrial Hygiene Association publication, *The Occupational Environment: Its Evaluation and Control and Management*, ISBN 1-931504-43-1.
13. Industrial Hygiene Sampling and Analysis plan for Respirator Cartridge Testing, TFC-PLN-168, REV A, June 16, 2016.
14. Air Purifying Respirator Cartridge Test Apparatus Special Tool and Equipment Evaluation, RPP-STE-59226, Rev 0, June 22, 2016.

15. Cohen HJ, SP Levine, and RP Garrison. 1991. “Development of a Field Method for Calculating the Service Lives of Organic Vapor Cartridges – Part IV. Results of Field Validation Trials. *American Industrial Hygiene Association Journal* 263–270. DOI: 10.1080/15298669191364712.
16. Scott Air Purifying Respirators (742 Twin Cartridges), [https://www.scottsafety.com/en/us/DocumentandMedia1/Poster\\_742SelectionGuide\\_HS\\_6411\\_0313.pdf](https://www.scottsafety.com/en/us/DocumentandMedia1/Poster_742SelectionGuide_HS_6411_0313.pdf).
17. Industrial Hygiene Exposure Assessment Strategy, TFC-PLN-34, REV E-6, Feb 22, 2013.
18. Meacham JE, JO Honeyman, TJ Anderson, ML Zabel, and JL Huckaby. 2006. *Industrial Hygiene Chemical Vapor Technical Basis*, RPP-22491, Rev. 1, CH2M Hill Hanford Group, Inc., Richland, Washington.
19. Freeman, CJ, J Liu, C Clayton, SK Nune, LA Mahoney, CL Bottenus, TM Brouns, P Humble, and MJ Minette. 2020. *Overview of 2016 Through 2018 Testing of Air-Purifying Respirator Cartridge Performance on Multiple Hanford Tank Headspace and Exhausters*, PNNL-26821 Rev. 1, Pacific Northwest National Laboratory, Richland, Washington.



## **Appendix A**

### **Description of Respirator Cartridge-Testing Setup**



## Appendix A

### Description of Respirator Cartridge Testing Setup

The respirator cartridge-testing system was developed by Washington River Protection Solutions and HiLine Engineering (Richland, Washington) as a means to comprehensively test respirator cartridge performance with actual Hanford tank headspace or exhaust slip stream gases. Tank headspace or exhaust slip stream vapors are pulled direct from the source through a flexible hose connecting the tank or exhaust sampling port within the tank farm/exhauster fence line to the respirator cartridge-testing system outside the farm.[1-12] Multiple in-line particulate filters are installed in the line between the tank/exhauster and test system to remove potential radioactive particulates. Each filter unit contains a hydrophobic Fluoropore™ polytetrafluoroethylene filter (Millipore Sigma, Billerica, Massachusetts) that is required pursuant to the radiological work permit. This polytetrafluoroethylene filter medium is the same material used for routine tank vapor area monitoring as well as sampling and analysis of sources (headspace and exhausters) and was selected because of its broad chemical compatibility that minimizes sorption of, or reactions with, chemical compounds. The filter medium is not expected to adversely impact the test objectives because all tank farm vapor sampling uses this type of filter medium.

The test equipment allows for sampling the vapor stream both before and after the cartridge, so that performance for a given Chemical of Potential Concern (COPC) can be quantified. Sorbent media tubes were used to capture the COPCs and other hazardous contaminants. After a given test segment, the sorbent tubes were removed and analyzed. Sampling of the exhaust gas was performed every 2 hours, but this timing can be modified as necessary. Vapor-sampling canisters also are used to augment the sorbent tubes for specific COPCs.

Figure A.1 is a general schematic diagram for the respirator cartridge test apparatus, and Figure A.2 shows photographs of the actual equipment. The test system uses vacuum to draw tank gases/vapors into the unit so that the potential for leakage to atmosphere is minimized until the gases/vapors are under positive pressure downstream of the vacuum pumps. By the time gases reach the vacuum pump, COPCs are essentially captured or removed by either the sorbent tubes or the respirator cartridge.[3-12]

Flows through the respirator cartridge and through each sorbent tube are set and controlled/maintained using manual flow control valves on the outlet of each rotameter, and rotameters were calibrated against DryCal primary flow calibrators before and after testing. DryCal flow meters also are used downstream of the sorbent tubes to measure the flow through each sorbent tube. All equipment connections are leak tested prior to initiation of a test. The inlet gas/vapor stream pressure, relative humidity, and temperature (designated P, RH%, and T in Figure A.1) are monitored by calibrated instrumentation.

Using Industrial Hygiene-approved materials, cartridge test equipment was constructed so it would not influence/interfere with vapor analysis. Stainless steel or Teflon™ tubing and fittings are used where possible because of their relatively inert nature to the vapors being analyzed. Limited portions of the assembly used acrylic, Viton™, glass, and Masterflex C-flex tubing, which are commonly used for various vapor-sampling applications.

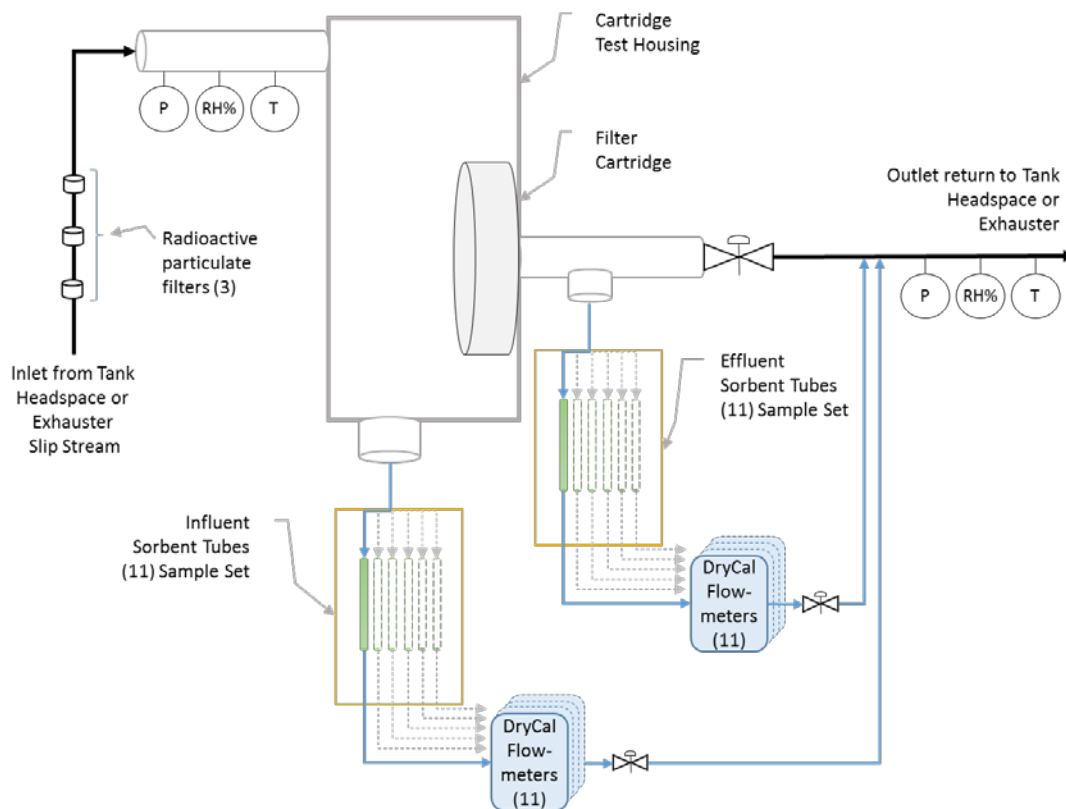


Figure A.1. General Schematic of Respirator Cartridge Test Apparatus




Figure A.2. Photographs of the Respirator Cartridge Test Equipment

## A.1 References

1. Agnew Industrial Hygiene Sampling and Analysis plan for Respirator Cartridge Testing, TFC-PLN-168, REV A, June 16, 2016.
2. Air Purifying Respirator Cartridge Test Apparatus Special Tool and Equipment Evaluation, RPP-STE-59226, Rev 0, June 22, 2016.
3. Nune SK, J Liu, CJ Freeman, and TM Brouns. 2020. *Analysis of Respirator Cartridge Performance Testing on a Hanford AP Tank Farm Primary Exhauster Slipstream*. PNNL-25860, Rev.1. Pacific Northwest National Laboratory, Richland, Washington.
4. Nune SK, J Liu, CJ Freeman, TM Brouns, and LA Mahoney. 2020. *Analysis of Respirator Cartridge Performance Testing on Hanford Tank SY-102*. PNNL-26041, Rev. 1. Pacific Northwest National Laboratory, Richland, Washington.
5. Nune SK, J Liu, CJ Freeman, TM Brouns, and LA Mahoney. 2020. *Analysis of Respirator Cartridge Performance Testing on Hanford Tank A-101*. PNNL-26131, Rev. 1. Pacific Northwest National Laboratory, Richland, Washington.
6. Nune SK, CK Clayton, J Liu, CJ Freeman, TM Brouns, and LA Mahoney. 2020. *Analysis of Respirator Cartridge Performance Testing on Hanford Tank BY-108*. PNNL-26180, Rev. 1. Pacific Northwest National Laboratory, Richland, Washington.
7. Nune SK, CK Clayton, J Liu, CJ Freeman, TM Brouns, and LA Mahoney. 2020. *Analysis of Respirator Cartridge Performance Testing on the 702-AZ Primary Exhauster for the Hanford AY/AZ Tank Farms*. PNNL-26243, Rev. 1. Pacific Northwest National Laboratory, Richland, Washington.
8. Nune SK, CK Clayton, J Liu, CJ Freeman, TM Brouns, and LA Mahoney. 2020. *Analysis of Respirator Cartridge Performance Testing on Hanford Tank AX-101*. PNNL-26254, Rev. 1. Pacific Northwest National Laboratory, Richland, Washington.
9. Nune SK, CK Clayton, J Liu, CJ Freeman, TM Brouns, and LA Mahoney. 2020. *Analysis of Respirator Cartridge Performance Testing on a Hanford AW Tank Farm Exhauster Slipstream*. PNNL-26337, Rev. 0, Pacific Northwest National Laboratory, Richland, Washington.
10. Nune SK, CK Clayton, J Liu, CJ Freeman, TM Brouns, and LA Mahoney. 2020. *Analysis of Respirator Cartridge Performance Testing on a Hanford AN Tank Farm Exhauster Slipstream*. PNNL-26317 Rev. 0, Pacific Northwest National Laboratory, Richland, Washington.
11. Nune SK, CK Clayton, J Liu, CJ Freeman, TM Brouns, and LA Mahoney. 2020. *Analysis of Respirator Cartridge Performance Testing on the 702-AZ Primary Exhauster for the Hanford AY/AZ Tank Farms during a Waste-Disturbing Event*. PNNL-26863 Rev. 0, Pacific Northwest National Laboratory, Richland, Washington.
12. Freeman, CJ, J Liu, C Clayton, SK Nune, LA Mahoney, CL Bottenus, TM Brouns, P Humble, and MJ Minette. 2020. *Overview of 2016 Through 2018 Testing of Air-Purifying Respirator Cartridge Performance on Multiple Hanford Tank Headspace and Exhausters*. PNNL-26821 Rev. 1, Pacific Northwest National Laboratory, Richland, Washington.



## **Appendix B**

### **Analytical Testing**





## Appendix B

### Analytical Testing

The Sampling and Analysis Plan was developed under the direction and oversight of the Industrial Hygienist in conjunction with the Tank Farms Operations Contractor Retrieval and Closure, and Tank Farms Project and/or Production Operations Project Management Team.

Chemical compounds in the tank samples were analyzed using approved Industrial Hygiene methods or National Institute of Occupational Safety and Health-approved methods for quantifying hazardous airborne contaminants in the tank farm vapors. Methods including gas chromatography/mass spectrometry were used as the primary analytical techniques for identifying hazardous airborne contaminants (see Table B.1).

Table B.1. Information on Sorbent Media used to Capture Contaminants, Flow Rates Used, Analytical Methods to Extract Analyte from Sorbent Media, and Method Analysis to Quantify or Estimate the Concentrations of Hazardous Contaminant

Analyte Category	Media	Flow Rate (mL/min)	Analytical Method <sup>a</sup>	Instrument Used <sup>b</sup>	Analysis Location <sup>c</sup>
Acetonitrile	Charcoal Tube, SKC-226-09	100	NIOSH 1606	GC-FID	ALS
Acetonitrile	Carbotrap 300 TDU Tube	33	EPA TO-17 Modified	GC/MS	WRPS
Furans	TDU Tenax TA	33	EPA TO-17 Modified	GC/MS	WRPS
Semivolatile Organic Compounds	Carbotrap 150 TDU Tube	33	EPA TO-17 Modified	GC/MS	WRPS
Volatile Organic Compounds	Carbotrap 300 TDU tube	33	EPA TO-17 Modified	GC/MS	WRPS
Mercury	Anasorb C300, SKC-226-17-1A	250	NIOSH-6009	CVAA	WHL
Ammonia	Anasorb 747 (sulfuric acid), SKC-226-29	200	OSHA-ID-188	IC	WHL
1,3-butadiene	Charcoal, SKC-226-37, (Parts A and B)	200	NIOSH-1024	GC-FID	ALS
Aldehyde	DNPH Treated Silica Gel, SKC-226-119	200	EPA TO-11A	HPLC	ALS
Pyridine	Coconut Shell Charcoal, SKC-226-01offsite	1000	NIOSH-1613	GC-FID	ALS

Analyte Category	Media	Flow Rate (mL/min)	Analytical Method <sup>a</sup>	Instrument Used <sup>b</sup>	Analysis Location <sup>c</sup>
Nitrosamines	Thermosorb/N	2000	NIOSH-2522 Modified	GC-TEA	CBAL
Ethylamine	XAD-7 (NBD) Chloride), SKC 226-96	200	OSHA-ID-34, 36, 40, and 41	HPLC-UV	ALS

<sup>a</sup> Analytical Method

NIOSH: National Institute of Occupation Safety and Health

EPA: U.S. Environmental Protection Agency

OSHA: Occupational Safety and Health Administration

<sup>b</sup> Instrument Used

GC-FID: Gas Chromatography-Flame Ionization Detector

GC/MS: Gas Chromatography-Mass Spectrometry

CVAA: Cold Vapor Atomic Absorption

IC: Ion Chromatography

HPLC: High Performance Liquid Chromatography

GC-TEA: Gas Chromatography-Thermal Energy Analyzer

HPLC-UV: High Performance Liquid Chromatography-Ultraviolet Detector

<sup>c</sup> Analysis Location

ALS: ALS Environmental Salt Lake City

WRPS-222S: Washington River Protection Solutions, Organic Studies Group

WHL-222S: Wastren Hanford Laboratory

CBAL: Columbia Basin Analytical Laboratory, part of the RJ Lee Group

## **Appendix C**

### **Raw Analytical Data**



## Appendix C

### Raw Analytical Data

In previously published cartridge reports, raw data for all contaminants analyzed during testing were provided in Appendix C to the document. However, the extensive amount of data (over 900 pages for this report) resulted in unwieldy document file sizes. To solve this problem, the raw data are provided in a separate Volume 2. Appendix C in this document (Volume 1) still provides introductory information regarding the content of Volume 2, but to review the complete raw data set, readers are referred to Volume 2.

#### C.1 Description

This appendix includes raw data of flow rate, temperature, pressure, and humidity, as well as analytical data for tanks SX-101 and SX-104 headspace data sets. Calculations using this data are given in Appendix D.

The raw analytical data are included only in this appendix. Washington River Protection Solutions (WRPS) converted these data into Excel data spreadsheets that were transmitted to Pacific Northwest National Laboratory. Comments on that conversion are provided below.

The analytical measurements listed in Results spreadsheet columns were transferred from entries labeled 'result' in the raw analytical .pdf files. Where a results entry was given as 'ND' in the .pdf, a '<' symbol was used. Where a detection limit (DL)/reporting limit (RL) was listed as 'n/a,' the result entry in the spreadsheet was set at the DL or RL.

The use of the RL or a DL varied among analytical laboratories. The term RL (equivalent to a limit of quantification) was used instead of a DL by ALS Environmental Salt Lake City, Columbia Basin Analytical Laboratory, and 222S–Wastren Hanford Laboratory (see Table F.1 in Appendix F for a complete correlation of which Chemicals of Potential Concern used an RL or a DL). The WRPS laboratory provided a DL rather than an RL. Neither RLs nor DLs were provided for Tentatively Identified Compounds (TIC).

Chain of custody information is provided clearly in the raw analytical data .pdf files, including analyte name, sample numbers, and laboratory-assigned numbers. Chemical Abstract Service numbers were provided by the respective analytical laboratory.

The nomenclature of the sample identification (ID) is the same for every set of chemicals. It is generally composed of a survey number, tank farm ID, test location, sample line, and tube bundle ID. Descriptions of these nomenclatures are given as follows:

'BL' means blank measurements obtained from sorbent tubes that have not had any vapor stream passed through them. 'BA' with either 'IN' or 'EF' means measurements obtained for ambient air (i.e., fresh air rather than tank vapor) running through the test system from the inlet (IN) or effluent (EF) locations before initiation of tank vapor testing.

‘SD1’ designations correspond to testing with the SCOTT 7422-SD1 respirator cartridge, ‘SC1’ designations correspond to testing with the SCOTT 7422-SC1 respirator cartridge, ‘TL1’ designations correspond to testing with the MSA Optifilter TL respirator cartridge, and ‘TL2’ designations correspond to testing with the 3M FR57 respirator cartridge.

Position designations ‘IN’ with ‘1’ and ‘EF’ with ‘1’ correspond to the respirator cartridge inlet and outlet measurements, respectively, at 0- to 2-hour time intervals. Position designations ‘2’ through ‘8’ correspond to the subsequent 2-hour measurements for inlet (IN) and outlet (EF): ‘2’ (2 to 4 hours), ‘3’ (4 to 6 hours), ‘4’ (6 to 8 hours), ‘5’ (8 to 10 hours), ‘6’ (10 to 12 hours), ‘7’ (12 to 14 hours), and ‘8’ (14 to 16 hours).

The sample IDs embed the information given above. For example, sample ID 17-04569-1-TL2-IN-2 corresponds to a particular cartridge survey (17-04569) identified as the 3M FR57 cartridge with the (TL2), sample media line 1, influent (IN) sample bundle, and the second (2 to 4 hours) sample (-2).

The target flow rate passing through the respirator cartridge was 30 L/min for the APR tests, and 95 L/min for the PAPR tests. The sampling flow rates through the sorption tubes ranged between 30 and 200 mL/min for different chemicals that were being collected. WRPS provided these flow rates as Excel files according to Table C.1.

Table C.1. Filenames of Sample Media Volumes Provided by WRPS

Tank	Cartridge	Filename
SX-104	3M FR57	SX-104 3M FR57 TL2 6_24_17.xlsx
SX-104	MSA-TL	SX-104 MSA-TL TL1 6_23-17.xlsx
SX-104	Scott 7422-SC1	SX-104 SCOTT SC1 6_17_17.xlsx
SX-104	Scott 7422-SD1	SX-104 SCOTT SD1 6_16_17.xlsx
SX-101	3M FR57	SX-101 3M FR57 TL2 6_17_17.xlsx
SX-101	MSA-TL	SX-101 MSA-TL TL1 6_16_17.xlsx
SX-101	Scott 7422-SC1	SX-101 SCOTT SC1 6_24_17.xlsx
SX-101	Scott 7422-SD1	SX-101 SCOTT SD1 6_23-17.xlsx

WRPS provided the temperature and humidity information in files listed in Table C.2. The information is shown in the Section C.3.

Table C.2. Files Containing Temperature, Pressure, Relative Humidity, and DRI Data

Tank	Cartridge	Filename
SX-101	Scott 7422-SC1	SX-101 SC1 6-24-17.xlsx
SX-101	Scott 7422-SD1	SX-101 SD1 6-23-17.xlsx
SX-101	MSA-TL	SX-101 TL1 GME 6-16-17.xlsx
SX-101	3M FR57	SX-101 TL2 FR57 6-17-17.xlsx
SX-104	Scott 7422-SC1	SX-104 3M FR57 TL2 6_24_17.xlsx
SX-104	Scott 7422-SD1	SX-104 MSA-TL TL1 6_23-17.xlsx
SX-104	MSA-TL	SX-104 SCOTT SC1 6_17_17.xlsx
SX-104	3M FR57	SX-104 SCOTT SD1 6_16_17.xlsx

Several terms used in the DRI files are described below.

- ‘Pre’ and ‘Post’ indicate the general time signature when the direct read instrument measurements were taken. ‘Pre’ refers to the beginning of the 2-hour sample duration, and ‘Post’ refers to the end of the 2-hour sample duration.

- ‘Influent’ and ‘Effluent’ indicate the location of the measurement within the test system. ‘Influent’ measurements are taken at the inlet of the system upstream of the respirator cartridge. ‘Effluent’ measurements are taken downstream of the respirator cartridge. The pressure, temperature, and humidity effluent sensors are located at the end of the test system near the vacuum pump, whereas the DRI measurements for ammonia and volatile organic compounds (VOC) are from a sampling location between the respirator cartridge and the effluent sorbent tube samples.
- The DRI measurements for ammonia and VOCs could not be taken while the test system sample pumps were operational. ‘After Sample Taken’ refers to the time signature for these direct read results (e.g., Sample A DRI measurements were taken immediately after the Sample A sorbent tubes were taken and replaced with Sample B sorbent tubes).
- Prior to testing with the waste tank vapors, a 2-hour “baseline” sample is collected by running ambient outside air through the sampling system before each cartridge is installed for testing. ‘BASE’ means measurements obtained for ambient air (fresh air rather than tank vapor) running through the test system before initiation of tank vapor testing.
- Columns labeled “Mach. Base 1” and “Mach. Base 2” refer to the ‘BASE’ baseline samples for influent and effluent, respectively, to verify machine cleanliness prior to experimental measurements.

The raw analytical data for chemicals in each analyte category are summarized in Section C.4. Some analytes are measured using more than one method (primary and secondary). A crosswalk of COPC to analyte category, media, and analytical method for both primary and secondary methods is provided in Table C.3. In general, the primary method was used for cartridge performance analysis except in cases for which the secondary method provides improved quantitation for the specific COPC and its concentration range during a specific test.

Table C.3. Crosswalk of COPCs with Primary and Secondary Analyte Category, Media, and Analytical Method

COPC#	Analyte Name	Primary Analysis Method (Analyte Category   Media   Method)	Secondary Analysis Method (Analyte Category   Media   Method)
1	Ammonia	Ammonia   Anasorb 747   OSHA-ID-188	
2	Nitrous Oxide	Not Measured	
3	Mercury	Mercury   Anasorb C300   NIOSH-6009	
4	1,3-Butadiene	1,3-butadiene   Charcoal   NIOSH 1024	
5	Benzene	VOC   Carbotrap 300   EPA TO-17 Mod	
6	Biphenyl	SVOC   Carbotrap 150   EPA TO-17 Mod	
7	1-Butanol	VOC   Carbotrap 300   EPA TO-17 Mod	
8	Methanol	Methanol   Silica Gel   NIOSH 2000	
9	2-Hexanone	VOC   Carbotrap 300   EPA TO-17 Mod	
10	3-Methyl-3-butene-2-one	VOCTIC <sup>a</sup>   Carbotrap 300   EPA TO-17 Mod	
11	4-Methyl-2-hexanone	VOC   Carbotrap 300   EPA TO-17 Mod	
12	6-Methyl-2-heptanone	VOCTIC <sup>a</sup>   Carbotrap 300   EPA TO-17 Mod	
13	3-Buten-2-one	VOC   Carbotrap 300   EPA TO-17 Mod	
14	Formaldehyde	Aldehyde   DNPH Treated Silica Gel   EPA TO-11A	

COPC#	Analyte Name	Primary Analysis Method (Analyte Category   Media   Method)	Secondary Analysis Method (Analyte Category   Media   Method)
15	Acetaldehyde	Aldehyde   DNPH Treated Silica Gel   EPA TO-11A	
16	Butanal/Butyraldehyde	VOC   Carbotrap 300   EPA TO-17 Mod	Aldehyde   DNPH Treated Silica Gel   EPA TO-11A
17	2-Methyl-2-butenal	VOCTIC <sup>a</sup>   Carbotrap 300   EPA TO-17 Mod	
18	2-Ethyl-hex-2-enal	VOCTIC <sup>a</sup>   Carbotrap 300   EPA TO-17 Mod	
New	2-Propenal/Acrolein	Aldehyde   DNPH Treated Silica Gel   EPA TO-11A	
19	Furan <sup>b</sup>	Furans   Tenax TA   EPA TO-17 Mod	VOC   Carbotrap 300   EPA TO-17 Mod
20	2,3-Dihydrofuran	Furans   Tenax TA   EPA TO-17 Mod	
21	2,5-Dihydrofuran <sup>b</sup>	Furans   Tenax TA   EPA TO-17 Mod	VOC   Carbotrap 300   EPA TO-17 Mod
22	2-Methylfuran <sup>b</sup>	Furans   Tenax TA   EPA TO-17 Mod	VOC   Carbotrap 300   EPA TO-17 Mod
23	2,5-Dimethylfuran	Furans   Tenax TA   EPA TO-17 Mod	
24	2-Ethyl-5-methylfuran	VOCTIC <sup>a</sup>   Carbotrap 300   EPA TO-17 Mod	
25	4-(1-Methylpropyl)-2,3-dihydrofuran	VOCTIC <sup>a</sup>   Carbotrap 300   EPA TO-17 Mod	
26	3-(1,1-Dimethylethyl)-2,3-dihydrofuran	VOCTIC <sup>a</sup>   Carbotrap 300   EPA TO-17 Mod	
27	2-Pentylfuran	Furans   Tenax TA   EPA TO-17 Mod	
28	2-Heptylfuran	Furans   Tenax TA   EPA TO-17 Mod	
29	2-Propylfuran	Furans   Tenax TA   EPA TO-17 Mod	
30	2-Octylfuran	VOCTIC <sup>a</sup>   Carbotrap 300   EPA TO-17 Mod	
31	2-(3-Oxo-3-phenylprop-1-enyl)furan	VOCTIC <sup>a</sup>   Carbotrap 300   EPA TO-17 Mod	
32	2-(2-Methyl-6-oxoheptyl)furan	VOCTIC <sup>a</sup>   Carbotrap 300   EPA TO-17 Mod	
33	Diethylphthalate	SVOC   Carbotrap 150   EPA TO-17 Mod	
34	Acetonitrile	VOC   Carbotrap 300   EPA TO-17 Mod	Acetonitrile   Charcoal   NIOSH 1606
35	Propanenitrile	VOC   Carbotrap 300   EPA TO-17 Mod	
36	Butanenitrile	VOC   Carbotrap 300   EPA TO-17 Mod	
37	Pentanenitrile	VOC   Carbotrap 300   EPA TO-17 Mod	
38	Hexanenitrile	VOC   Carbotrap 300   EPA TO-17 Mod	
39	Heptanenitrile	VOCTIC <sup>a</sup>   Carbotrap 300   EPA TO-17 Mod	
40	2-Methylene butanenitrile	VOCTIC <sup>a</sup>   Carbotrap 300   EPA TO-17 Mod	
41	2,4-Pentadienenitrile	VOCTIC <sup>a</sup>   Carbotrap 300   EPA TO-17 Mod	
42	Ethylamine	Ethylamine   XAD-7   OSHA-ID-34,36,40,41	
43	N-nitrosodimethylamine	Nitrosamines   Thermasorb/N   NIOSH-2522 Mod	
44	N-nitrosodiethylamine	Nitrosamines   Thermasorb/N   NIOSH-2522 Mod	
45	N-nitrosomethylethylamine	Nitrosamines   Thermasorb/N   NIOSH-2522 Mod	
46	N-nitrosomorpholine	Nitrosamines   Thermasorb/N   NIOSH-2522 Mod	
47	Tributyl phosphate	SVOC   Carbotrap 150   EPA TO-17 Mod	



COPC#	Analyte Name	Primary Analysis Method (Analyte Category   Media   Method)	Secondary Analysis Method (Analyte Category   Media   Method)
48	Dibutyl butylphosphonate	SVOC   Carbotrap 150   EPA TO-17 Mod	
49	Chlorinated Biphenyls	VOCTIC <sup>a</sup>   Carbotrap 300   EPA TO-17 Mod	
50	2-Fluoropropene	VOCTIC <sup>a</sup>   Carbotrap 300   EPA TO-17 Mod	
51	Pyridine	VOC   Carbotrap 300   EPA TO-17 Mod	Pyridines   Coconut Shell Charcoal   NIOSH-1613
52	2,4-Dimethylpyridine	VOC   Carbotrap 300   EPA TO-17 Mod	Pyridines   Coconut Shell Charcoal   NIOSH-1613
53	Methyl nitrite	VOCTIC <sup>a</sup>   Carbotrap 300   EPA TO-17 Mod	
54	Butyl nitrite	VOCTIC <sup>a</sup>   Carbotrap 300   EPA TO-17 Mod	
55	Butyl nitrate	VOC   Carbotrap 300   EPA TO-17 Mod	
56	1,4-Butanediol, dinitrate	VOCTIC <sup>a</sup>   Carbotrap 300   EPA TO-17 Mod	
57	2-Nitro-2-methylpropane	VOCTIC   Carbotrap 300   EPA TO-17 Mod	
58	1,2,3-Propanetriol, 1,3-dinitrate	VOCTIC <sup>a</sup>   Carbotrap 300   EPA TO-17 Mod	
59	Methyl Isocyanate	VOCTIC <sup>a</sup>   Carbotrap 300   EPA TO-17 Mod	
New	Dimethyl Mercury	Not Measured	

<sup>a</sup> Tentatively Identified Compound (TIC) indicates that a mass spectrometry “peak” not associated with calibrated compounds has been tentatively assigned to a compound based on an adequate match to the analytical methods reference library. Reference standards for the compound are not available to accurately quantify, assign an analytical DL, or definitively confirm the identity of the TIC. TICs are reported when the peak area is sufficiently large, estimated as  $\geq 5$  nanograms of TIC mass, and other analytical criteria are met. For the respirator cartridge testing, this mass of TIC represents an approximate concentration of  $< 1.0$  ppb, based on the average of all TICs in the COPC list. TIC compounds are measured through both the Carbotrap 300: EPA TO-17 and Carbotrap 150: EPA TO-17 modified methods. A few compounds are measured in the TIC analysis and another analytical technique. In these cases, the TIC analysis results were not retained because they are qualitative only and inferior to the other calibrated method.

<sup>b</sup> Furan, 2,5-dihydrofuran, and 2-methylfuran are quantified using the secondary method, as the primary method was determined to perform inadequately for these lower-boiling point furan compounds.

## C.2 Miscellaneous Notes

All analytical flags assigned by each analytical laboratory are provided in Appendix D. Sample lines occasionally experienced flow control issues, and these instances are documented in Appendix D with a quality flag of ‘S\*’ associated with the impacted data point.

Methanol was measured in the powered air-purifying respirator test rig only. A thirteenth sample media line was added to the new rig so methanol could be measured using a dedicated sorption tube.

## C.3 Experimental Parameters

See PNNL-27568, Volume 2.

## C.4 Raw Data

See PNNL-27568, Volume 2.



## **Appendix D**

### **Data Reduction Steps**



## Appendix D

### Data Reduction Steps

1. Only chemicals in the current Chemicals of Potential Concern (COPC) list were included in the calculated data (Tables D.1 and D.2). Nitrous oxide and methanol were not measured in the study. Any other missing COPCs were analyzed as “Tentatively Identified Compounds” (TIC).
2. The COPCs are ranked in the order of their COPC number. Within the data section for each COPC, data are ranked in the order of survey (001, which corresponds to SD1,<sup>14</sup> and 002, which corresponds to SC1). Within every survey, data are ranked in the order of inlet (IN) and outlet (EF) and following the time sequence (A through H indicate 2-hour intervals that end at 2 through 16 hours).
3. Except for mercury, COPC concentrations were converted into parts per million (ppm) using their molecular weights and corresponding flow rates after volume correction as shown in the following equation:

$$C = 24.14 \frac{r}{M V}$$

where  $C$  is the concentration of COPC in ppmv;  $r$  is the analytical result with units of  $\mu\text{g/sample}$  (if the analytical result unit is expressed in  $\text{mg/sample}$ , the value of  $C$  needs to be multiplied by 1000; if the analytical result unit is in  $\text{ng/sample}$  the value of  $C$  needs to be divided by 1000);  $V$  is the collected volume in 2 hours expressed in liters;  $M$  is the molecular weight of COPC expressed as  $\text{g/mol}$ . When the ratio between concentration and the corresponding Occupational Exposure Limit (OEL) is larger than 10%, the fraction is shown in red.

4. The reported volume measurements in Appendix C were made using DryCal devices placed downstream of each sample media tube. This configuration allowed precise volume measurements to be made through each of the tubes. The DryCal devices were set to convert the measured values to standard flow conditions. The standard flow conditions are user-defined at 70°F and 1 atm pressure.
5. The analytical detection limit (DL)—or reporting limit (RL) in some cases—for every COPC was obtained from the SX-101 and -104 analytical data. Here, the average flow rate was used to calculate the approximate analytical DL as the percentage of the OEL for each COPC. Because the flow rates vary, the calculated concentrations were different for each point, even though some of the results are less than the DL in the original reading. The last columns in Tables D.1 and D.2 indicate if the original readings were less than the DL or not.
  - For ammonia and mercury, only the results obtained from measurements of the total vapors of ammonia and mercury were used.
  - For furan, results from the furan tube instead of the Carbotrap 300 TDU tube were used, except for furan, 2,5-dihydrofuran and 2-methylfuran. For acetonitrile, results from the Carbotrap 300 TDU tube were used. For butanal, the results from the Carbotrap 300 TDU tube instead of the aldehydes tube were used. For pyridine and 2,4-dimethylpyridine, the results from the Carbotrap 300 TDU tube were used.

---

<sup>14</sup> The position numbers that start with 001 are for the SCOTT 7422-SD1 model of cartridge, and the position numbers that start with 002 are for the SCOTT 7422-SC1 model of cartridge

- For N-nitrosodimethylamine and other nitrosamines, data values above analytical DLs for the same time and position were added together because the original sample was diluted into three samples for measurements. This same rule applies to 1,3-butadiene. The results in the plots and tables reflect the sum of results.

6. Analytical results frequently have data qualifier flags documented for specific sample analyses. Depending on the data qualifier, specific data may be considered for deletion or removal from the analysis, or results described with appropriate clarifying language to indicate whether there are possible limitations to the data. Flags identified below were found to be associated with at least one of the COPC compounds analyzed through this effort. Here, key qualifier codes are given, along with their definitions and how they are being handled with the cartridge-testing analysis. The list does not include all flags that the analytical team may assign, but it does include the flags associated with the data set compiled within this report. In addition, specific samples were identified at the time of sampling as potentially suspect by the test operator due to potential sample volume or sample tube media issues. These samples have been flagged with a project-specific qualifier code in the data set.

Action	Flag	Flag Description
Retain (Result is treated in the analysis as a valid data point)	J	The "J" flag is applied to results that are considered estimates. Some examples of when a "J" flag are applied include (but are not limited to): <ul style="list-style-type: none"> <li>• Results with concentrations <u>greater than or equal to the method DL</u> but less than the RL. When results are reported based on the RL, the "J" is removed from the reported data. R702-AZ data are left as received from the chemist.</li> <li>• Unknown constituents—tentatively identified compounds (TIC) or positively identified compounds.</li> </ul>
	E	The "E" flag is applied to each analyte that exceeded the calibration range of the instrument.
	U	The "U" flag is applied to analytes that were analyzed for, but were not detected, or were detected below the method DL. If results are reported based on RL, this flag is removed from the reported data.
	D	The "D" flag is applied to all analytes in a sample that were diluted prior to analysis.
Retain/Evaluate (Result is treated in the analysis as a valid data point, but evaluated on a case-by-case basis to determine whether clarification is needed in the analysis report to document the uncertainty or potential limitations of the data)	L	The "L" flag is applied to analyte results (both detected and not detected) within a sample batch that included a low-level standard with a percent recovery for that analyte that was outside the analytical method specified range.
	Y	The "Y" flag is a user-defined flag and is applied to results that require written descriptions or qualifying comments. This flag is used by the chemist, PC, or other technical authority to identify data that is questionable or may be inaccurate because of interferences, sampling problems, sample collection media (e.g., tubes or summa canisters) certification failures, or instrumentation limitations.
	S*	The "S*" flag is a project-specific user-defined flag applied to samples that were identified by the test operator as suspect due to potentially low sample volume/flowrate issues, or other sample tube media problems
Delete (Result is seriously suspect and should be screened out and not reported)	N/A	

Tables D.1 and D.2 show the calculated concentrations for each of the COPC measurements conducted in this study. Red highlighted values reflect measurements that were above 10% of the respective OEL

values. COPCs with these highlights are plotted and shown in Section 5.0. Green highlighted values reflect measurements in the 2 to 10% of the OEL range. COPCs with these highlights (only) are plotted and shown in Appendix E. The three elements of position (the fourth column) include the survey (001 for SD1 and 002 for SC1), inlet (IN) or outlet (EF), and the time sequence (A through H indicate 2-hour intervals corresponding to 2 through 16 hours similar to the third column). Calculated results from the primary analytical methods are listed first in each table. A red line (bar) in each table indicates the beginning of analytical results from the secondary methods, when available.

Table D.1. SX-101 Calculated Data

COPC #	Analyte	End Time (h)	Position	Conc. (ppm)	OEL (ppm)	Fraction of OEL	Measurement < DL RL?	Quality Code	Approx. DL RL (%OEL)
1	Ammonia	2	001-IN-A	2.8E+02	25.000	1137%			2.36%
1	Ammonia	4	001-IN-B	3.5E+02	25.000	1385%			2.36%
1	Ammonia	6	001-IN-C	2.8E+02	25.000	1111%			2.36%
1	Ammonia	8	001-IN-D	2.9E+02	25.000	1159%			2.36%
1	Ammonia	10	001-IN-E	3.0E+02	25.000	1210%			2.36%
1	Ammonia	12	001-IN-F	3.0E+02	25.000	1211%			2.36%
1	Ammonia	14	001-IN-G	2.8E+02	25.000	1139%			2.36%
1	Ammonia	16	001-IN-H	2.9E+02	25.000	1143%			2.36%
1	Ammonia	2	001-EF-A	7.1E+00	25.000	28.2%			2.36%
1	Ammonia	4	001-EF-B	1.6E+02	25.000	635%			2.36%
1	Ammonia	6	001-EF-C	2.6E+02	25.000	1021%			2.36%
1	Ammonia	8	001-EF-D	3.2E+00	25.000	12.8%			2.36%
1	Ammonia	10	001-EF-E	2.3E+02	25.000	937%			2.36%
1	Ammonia	12	001-EF-F	2.8E+02	25.000	1113%			2.36%
1	Ammonia	14	001-EF-G	2.2E+02	25.000	876%			2.36%
1	Ammonia	16	001-EF-H	2.6E+02	25.000	1032%			2.36%
1	Ammonia	2	002-IN-A	3.1E+02	25.000	1238%			2.36%
1	Ammonia	4	002-IN-B	2.9E+02	25.000	1173%			2.36%
1	Ammonia	6	002-IN-C	3.1E+02	25.000	1221%			2.36%
1	Ammonia	8	002-IN-D	3.0E+02	25.000	1208%			2.36%
1	Ammonia	10	002-IN-E	3.1E+02	25.000	1229%			2.36%
1	Ammonia	12	002-IN-F	2.8E+02	25.000	1105%			2.36%
1	Ammonia	14	002-IN-G	3.2E+02	25.000	1279%			2.36%
1	Ammonia	16	002-IN-H	3.2E+02	25.000	1294%			2.36%
1	Ammonia	2	002-EF-A	3.3E+01	25.000	131%			2.36%
1	Ammonia	4	002-EF-B	2.1E+02	25.000	852%			2.36%
1	Ammonia	6	002-EF-C	5.9E-01	25.000	2.36%	YES		2.36%
1	Ammonia	8	002-EF-D	2.6E+02	25.000	1039%			2.36%
1	Ammonia	10	002-EF-E	2.1E+02	25.000	846%			2.36%
1	Ammonia	12	002-EF-F	2.4E+02	25.000	950%			2.36%
1	Ammonia	14	002-EF-G	2.7E+02	25.000	1095%			2.36%
1	Ammonia	16	002-EF-H	3.0E+02	25.000	1187%			2.36%
3	Mercury	2	001-IN-A	3.8E-04	0.003	12.6%			6.88%
3	Mercury	4	001-IN-B	3.7E-04	0.003	12.2%			6.88%
3	Mercury	6	001-IN-C	3.1E-04	0.003	10.4%			6.88%
3	Mercury	8	001-IN-D	3.7E-04	0.003	12.3%			6.88%
3	Mercury	10	001-IN-E	3.5E-04	0.003	11.5%			6.88%
3	Mercury	12	001-IN-F	3.8E-04	0.003	12.6%			6.88%
3	Mercury	14	001-IN-G	3.5E-04	0.003	11.5%			6.88%
3	Mercury	16	001-IN-H	3.6E-04	0.003	11.9%			6.88%
3	Mercury	2	001-EF-A	2.0E-04	0.003	6.50%	YES		6.88%
3	Mercury	4	001-EF-B	2.0E-04	0.003	6.74%	YES		6.88%
3	Mercury	6	001-EF-C	2.0E-04	0.003	6.73%	YES		6.88%
3	Mercury	8	001-EF-D	2.0E-04	0.003	6.70%	YES		6.88%
3	Mercury	10	001-EF-E	2.0E-04	0.003	6.73%	YES		6.88%
3	Mercury	12	001-EF-F	2.0E-04	0.003	6.68%	YES		6.88%
3	Mercury	14	001-EF-G	2.0E-04	0.003	6.72%	YES		6.88%



Table D.1. SX-101 (continued)

COPC #	Analyte	End Time (h)	Position	Conc. (ppm)	OEL (ppm)	Fraction of OEL	Measurement < DL RL?	Quality Code	Approx. DL RL (%OEL)
3	Mercury	16	001-EF-H	2.0E-04	0.003	6.66%	YES		6.88%
3	Mercury	2	002-IN-A	4.2E-04	0.003	13.8%			6.88%
3	Mercury	4	002-IN-B	4.0E-04	0.003	13.4%			6.88%
3	Mercury	6	002-IN-C	4.2E-04	0.003	13.8%			6.88%
3	Mercury	8	002-IN-D	4.1E-04	0.003	13.6%			6.88%
3	Mercury	10	002-IN-E	3.6E-04	0.003	12.0%			6.88%
3	Mercury	12	002-IN-F	3.7E-04	0.003	12.2%			6.88%
3	Mercury	14	002-IN-G	3.7E-04	0.003	12.4%			6.88%
3	Mercury	16	002-IN-H	3.6E-04	0.003	12.0%			6.88%
3	Mercury	2	002-EF-A	1.8E-04	0.003	6.12%	YES		6.88%
3	Mercury	4	002-EF-B	2.0E-04	0.003	6.71%	YES		6.88%
3	Mercury	6	002-EF-C	1.9E-04	0.003	6.29%	YES		6.88%
3	Mercury	8	002-EF-D	2.0E-04	0.003	6.72%	YES		6.88%
3	Mercury	10	002-EF-E	2.1E-04	0.003	6.88%	YES		6.88%
3	Mercury	12	002-EF-F	2.0E-04	0.003	6.74%	YES		6.88%
3	Mercury	14	002-EF-G	2.0E-04	0.003	6.70%	YES		6.88%
3	Mercury	16	002-EF-H	2.0E-04	0.003	6.55%	YES		6.88%
4	1,3-Butadiene	2	001-IN-A	5.0E-02	1.000	5.01%			1.93%
4	1,3-Butadiene	4	001-IN-B	5.0E-02	1.000	4.99%			1.93%
4	1,3-Butadiene	6	001-IN-C	2.4E-02	1.000	2.37%			1.93%
4	1,3-Butadiene	8	001-IN-D	1.9E-02	1.000	1.86%	YES		1.93%
4	1,3-Butadiene	10	001-IN-E	1.9E-02	1.000	1.86%	YES		1.93%
4	1,3-Butadiene	12	001-IN-F	1.9E-02	1.000	1.86%	YES		1.93%
4	1,3-Butadiene	14	001-IN-G	1.9E-02	1.000	1.87%	YES		1.93%
4	1,3-Butadiene	16	001-IN-H	1.9E-02	1.000	1.86%	YES		1.93%
4	1,3-Butadiene	2	001-EF-A	1.9E-02	1.000	1.93%	YES		1.93%
4	1,3-Butadiene	4	001-EF-B	1.9E-02	1.000	1.90%	YES		1.93%
4	1,3-Butadiene	6	001-EF-C	1.9E-02	1.000	1.89%	YES		1.93%
4	1,3-Butadiene	8	001-EF-D	1.4E-01	1.000	13.9%			1.93%
4	1,3-Butadiene	10	001-EF-E	1.9E-02	1.000	1.88%	YES		1.93%
4	1,3-Butadiene	12	001-EF-F	1.9E-02	1.000	1.87%	YES		1.93%
4	1,3-Butadiene	14	001-EF-G	1.9E-02	1.000	1.88%	YES		1.93%
4	1,3-Butadiene	16	001-EF-H	1.9E-02	1.000	1.89%	YES		1.93%
4	1,3-Butadiene	2	002-IN-A	2.4E-02	1.000	2.38%			1.93%
4	1,3-Butadiene	4	002-IN-B	1.8E-02	1.000	1.82%	YES		1.93%
4	1,3-Butadiene	6	002-IN-C	1.8E-02	1.000	1.84%	YES		1.93%
4	1,3-Butadiene	8	002-IN-D	1.8E-02	1.000	1.85%	YES		1.93%
4	1,3-Butadiene	10	002-IN-E	1.9E-02	1.000	1.89%	YES		1.93%
4	1,3-Butadiene	12	002-IN-F	1.8E-02	1.000	1.84%	YES		1.93%
4	1,3-Butadiene	14	002-IN-G	5.5E-02	1.000	5.55%			1.93%
4	1,3-Butadiene	16	002-IN-H	1.8E-02	1.000	1.77%	YES		1.93%
4	1,3-Butadiene	2	002-EF-A	1.9E-02	1.000	1.87%	YES		1.93%
4	1,3-Butadiene	4	002-EF-B	1.8E-02	1.000	1.83%	YES		1.93%
4	1,3-Butadiene	6	002-EF-C	3.0E-02	1.000	2.97%			1.93%
4	1,3-Butadiene	8	002-EF-D	1.9E-02	1.000	1.88%	YES		1.93%
4	1,3-Butadiene	10	002-EF-E	4.5E-02	1.000	4.53%			1.93%
4	1,3-Butadiene	12	002-EF-F	5.7E-02	1.000	5.69%			1.93%

Table D.1. SX-101 (continued)

COPC #	Analyte	End Time (h)	Position	Conc. (ppm)	OEL (ppm)	Fraction of OEL	Measurement < DL RL?	Quality Code	Approx. DL RL (%OEL)
4	1,3-Butadiene	14	002-EF-G	7.4E-02	1.000	7.36%			1.93%
4	1,3-Butadiene	16	002-EF-H	1.9E-02	1.000	1.86%	YES		1.93%
5	Benzene	2	001-IN-A	2.7E-03	0.500	0.541%			0.024%
5	Benzene	4	001-IN-B	2.5E-03	0.500	0.503%			0.024%
5	Benzene	6	001-IN-C	3.2E-03	0.500	0.645%			0.024%
5	Benzene	8	001-IN-D	2.6E-03	0.500	0.514%			0.024%
5	Benzene	10	001-IN-E	3.5E-03	0.500	0.698%			0.024%
5	Benzene	12	001-IN-F	3.5E-03	0.500	0.691%			0.024%
5	Benzene	14	001-IN-G	3.6E-03	0.500	0.717%			0.024%
5	Benzene	16	001-IN-H	3.0E-03	0.500	0.600%			0.024%
5	Benzene	2	001-EF-A	1.2E-04	0.500	0.024%	YES	U	0.024%
5	Benzene	4	001-EF-B	1.1E-04	0.500	0.023%	YES	U	0.024%
5	Benzene	6	001-EF-C	1.2E-04	0.500	0.024%	YES	U	0.024%
5	Benzene	8	001-EF-D	1.2E-04	0.500	0.024%	YES	U	0.024%
5	Benzene	10	001-EF-E	1.2E-04	0.500	0.024%	YES	U	0.024%
5	Benzene	12	001-EF-F	1.2E-04	0.500	0.024%	YES	U	0.024%
5	Benzene	14	001-EF-G	1.2E-04	0.500	0.024%	YES	U	0.024%
5	Benzene	16	001-EF-H	1.2E-04	0.500	0.024%	YES	U	0.024%
5	Benzene	2	002-IN-A	3.1E-03	0.500	0.614%			0.024%
5	Benzene	4	002-IN-B	2.8E-03	0.500	0.552%			0.024%
5	Benzene	6	002-IN-C	2.8E-03	0.500	0.556%			0.024%
5	Benzene	8	002-IN-D	2.8E-03	0.500	0.566%			0.024%
5	Benzene	10	002-IN-E	2.7E-03	0.500	0.531%			0.024%
5	Benzene	12	002-IN-F	2.6E-03	0.500	0.527%			0.024%
5	Benzene	14	002-IN-G	2.8E-03	0.500	0.555%			0.024%
5	Benzene	16	002-IN-H	3.8E-03	0.500	0.765%			0.024%
5	Benzene	2	002-EF-A	1.2E-04	0.500	0.024%		J	0.024%
5	Benzene	4	002-EF-B	1.3E-04	0.500	0.025%		J	0.024%
5	Benzene	6	002-EF-C	1.6E-04	0.500	0.032%		J	0.024%
5	Benzene	8	002-EF-D	1.2E-04	0.500	0.024%	YES	U	0.024%
5	Benzene	10	002-EF-E	1.2E-04	0.500	0.024%	YES	U	0.024%
5	Benzene	12	002-EF-F	1.2E-04	0.500	0.023%	YES	U	0.024%
5	Benzene	14	002-EF-G	1.2E-04	0.500	0.023%	YES	U	0.024%
5	Benzene	16	002-EF-H	1.1E-04	0.500	0.022%	YES	U	0.024%
6	Biphenyl	2	001-IN-A	1.6E-04	0.200	0.082%	YES	U	0.24%
6	Biphenyl	4	001-IN-B	1.5E-04	0.200	0.077%	YES	U	0.24%
6	Biphenyl	6	001-IN-C	1.4E-04	0.200	0.071%	YES	U	0.24%
6	Biphenyl	8	001-IN-D	1.6E-04	0.200	0.080%	YES	U	0.24%
6	Biphenyl	10	001-IN-E	1.7E-04	0.200	0.083%	YES	U	0.24%
6	Biphenyl	12	001-IN-F	4.8E-04	0.200	0.241%	YES	U	0.24%
6	Biphenyl	14	001-IN-G	1.6E-04	0.200	0.082%	YES	U	0.24%
6	Biphenyl	16	001-IN-H	1.6E-04	0.200	0.081%	YES	U	0.24%
6	Biphenyl	2	001-EF-A	1.6E-04	0.200	0.082%	YES	U	0.24%
6	Biphenyl	4	001-EF-B	1.6E-04	0.200	0.078%	YES	U	0.24%
6	Biphenyl	6	001-EF-C	1.6E-04	0.200	0.078%	YES	U	0.24%
6	Biphenyl	8	001-EF-D	1.6E-04	0.200	0.080%	YES	U	0.24%

Table D.1. SX-101 (continued)

COPC #	Analyte	End Time (h)	Position	Conc. (ppm)	OEL (ppm)	Fraction of OEL	Measurement < DL RL?	Quality Code	Approx. DL RL (%OEL)
6	Biphenyl	10	001-EF-E	1.6E-04	0.200	0.081%	YES	U	0.24%
6	Biphenyl	12	001-EF-F	1.6E-04	0.200	0.080%	YES	U, S*	0.24%
6	Biphenyl	14	001-EF-G	1.6E-04	0.200	0.081%	YES	U	0.24%
6	Biphenyl	16	001-EF-H	1.6E-04	0.200	0.082%	YES	U	0.24%
6	Biphenyl	2	002-IN-A	1.5E-04	0.200	0.076%	YES	U	0.24%
6	Biphenyl	4	002-IN-B	1.6E-04	0.200	0.078%	YES	U	0.24%
6	Biphenyl	6	002-IN-C	1.5E-04	0.200	0.075%	YES	U	0.24%
6	Biphenyl	8	002-IN-D	1.7E-04	0.200	0.086%	YES	U	0.24%
6	Biphenyl	10	002-IN-E	1.5E-04	0.200	0.073%	YES	U	0.24%
6	Biphenyl	12	002-IN-F	1.9E-04	0.200	0.093%	YES	U	0.24%
6	Biphenyl	14	002-IN-G	1.6E-04	0.200	0.081%	YES	U	0.24%
6	Biphenyl	16	002-IN-H	1.7E-04	0.200	0.087%	YES	U	0.24%
6	Biphenyl	2	002-EF-A	1.5E-04	0.200	0.076%	YES	U	0.24%
6	Biphenyl	4	002-EF-B	1.6E-04	0.200	0.080%	YES	U	0.24%
6	Biphenyl	6	002-EF-C	1.6E-04	0.200	0.078%	YES	U	0.24%
6	Biphenyl	8	002-EF-D	1.7E-04	0.200	0.084%	YES	U	0.24%
6	Biphenyl	10	002-EF-E	1.7E-04	0.200	0.083%	YES	U	0.24%
6	Biphenyl	12	002-EF-F	1.6E-04	0.200	0.081%	YES	U, S*	0.24%
6	Biphenyl	14	002-EF-G	1.6E-04	0.200	0.080%	YES	U	0.24%
6	Biphenyl	16	002-EF-H	1.6E-04	0.200	0.078%	YES	U	0.24%
7	1-Butanol	2	001-IN-A	6.2E-02	20.000	0.309%			0.0012%
7	1-Butanol	4	001-IN-B	1.3E-01	20.000	0.642%		E	0.0012%
7	1-Butanol	6	001-IN-C	1.0E-01	20.000	0.514%		E	0.0012%
7	1-Butanol	8	001-IN-D	7.6E-02	20.000	0.381%		E	0.0012%
7	1-Butanol	10	001-IN-E	1.4E-01	20.000	0.685%		E	0.0012%
7	1-Butanol	12	001-IN-F	9.7E-02	20.000	0.485%		E	0.0012%
7	1-Butanol	14	001-IN-G	1.3E-01	20.000	0.659%		E	0.0012%
7	1-Butanol	16	001-IN-H	1.2E-01	20.000	0.624%		E	0.0012%
7	1-Butanol	2	001-EF-A	2.4E-04	20.000	0.001%		J	0.0012%
7	1-Butanol	4	001-EF-B	2.2E-04	20.000	0.001%	YES	U	0.0012%
7	1-Butanol	6	001-EF-C	6.9E-04	20.000	0.003%		J	0.0012%
7	1-Butanol	8	001-EF-D	2.3E-04	20.000	0.001%		J	0.0012%
7	1-Butanol	10	001-EF-E	2.3E-04	20.000	0.001%	YES	U	0.0012%
7	1-Butanol	12	001-EF-F	2.2E-04	20.000	0.001%	YES	U	0.0012%
7	1-Butanol	14	001-EF-G	2.3E-04	20.000	0.001%	YES	U	0.0012%
7	1-Butanol	16	001-EF-H	2.3E-04	20.000	0.001%	YES	U	0.0012%
7	1-Butanol	2	002-IN-A	5.0E-02	20.000	0.251%			0.0012%
7	1-Butanol	4	002-IN-B	5.1E-02	20.000	0.255%			0.0012%
7	1-Butanol	6	002-IN-C	8.0E-02	20.000	0.401%		E	0.0012%
7	1-Butanol	8	002-IN-D	7.9E-02	20.000	0.395%		E	0.0012%
7	1-Butanol	10	002-IN-E	8.5E-02	20.000	0.424%		E	0.0012%
7	1-Butanol	12	002-IN-F	7.2E-02	20.000	0.360%		E	0.0012%
7	1-Butanol	14	002-IN-G	7.7E-02	20.000	0.384%		E	0.0012%
7	1-Butanol	16	002-IN-H	5.2E-02	20.000	0.260%			0.0012%
7	1-Butanol	2	002-EF-A	2.1E-04	20.000	0.001%	YES	U	0.0012%
7	1-Butanol	4	002-EF-B	8.7E-04	20.000	0.004%		J	0.0012%
7	1-Butanol	6	002-EF-C	2.3E-04	20.000	0.001%	YES	U	0.0012%

Table D.1. SX-101 (continued)

COPC #	Analyte	End Time (h)	Position	Conc. (ppm)	OEL (ppm)	Fraction of OEL	Measurement < DL RL?	Quality Code	Approx. DL RL (%OEL)
7	1-Butanol	8	002-EF-D	3.2E-04	20.000	0.002%		J	0.0012%
7	1-Butanol	10	002-EF-E	3.4E-04	20.000	0.002%		J	0.0012%
7	1-Butanol	12	002-EF-F	2.2E-04	20.000	0.001%	YES	U	0.0012%
7	1-Butanol	14	002-EF-G	5.6E-04	20.000	0.003%		J	0.0012%
7	1-Butanol	16	002-EF-H	2.1E-04	20.000	0.001%	YES	U	0.0012%
9	2-Hexanone	2	001-IN-A	4.7E-03	5.000	0.094%			0.0020%
9	2-Hexanone	4	001-IN-B	8.9E-05	5.000	0.002%	YES	QU	0.0020%
9	2-Hexanone	6	001-IN-C	6.4E-03	5.000	0.129%			0.0020%
9	2-Hexanone	8	001-IN-D	4.7E-03	5.000	0.094%			0.0020%
9	2-Hexanone	10	001-IN-E	4.4E-03	5.000	0.087%		Q	0.0020%
9	2-Hexanone	12	001-IN-F	5.3E-03	5.000	0.107%			0.0020%
9	2-Hexanone	14	001-IN-G	9.8E-05	5.000	0.002%	YES	QU	0.0020%
9	2-Hexanone	16	001-IN-H	3.6E-03	5.000	0.071%		Q	0.0020%
9	2-Hexanone	2	001-EF-A	9.3E-05	5.000	0.002%	YES	U	0.0020%
9	2-Hexanone	4	001-EF-B	8.9E-05	5.000	0.002%	YES	U	0.0020%
9	2-Hexanone	6	001-EF-C	9.3E-05	5.000	0.002%	YES	QU	0.0020%
9	2-Hexanone	8	001-EF-D	9.4E-05	5.000	0.002%	YES	U	0.0020%
9	2-Hexanone	10	001-EF-E	9.3E-05	5.000	0.002%	YES	U	0.0020%
9	2-Hexanone	12	001-EF-F	9.2E-05	5.000	0.002%	YES	QU	0.0020%
9	2-Hexanone	14	001-EF-G	9.3E-05	5.000	0.002%	YES	U	0.0020%
9	2-Hexanone	16	001-EF-H	9.5E-05	5.000	0.002%	YES	U	0.0020%
9	2-Hexanone	2	002-IN-A	6.6E-03	5.000	0.132%			0.0020%
9	2-Hexanone	4	002-IN-B	1.2E-02	5.000	0.233%			0.0020%
9	2-Hexanone	6	002-IN-C	6.1E-03	5.000	0.121%			0.0020%
9	2-Hexanone	8	002-IN-D	6.2E-03	5.000	0.123%			0.0020%
9	2-Hexanone	10	002-IN-E	5.7E-03	5.000	0.113%			0.0020%
9	2-Hexanone	12	002-IN-F	5.1E-03	5.000	0.103%			0.0020%
9	2-Hexanone	14	002-IN-G	5.9E-03	5.000	0.119%			0.0020%
9	2-Hexanone	16	002-IN-H	5.3E-03	5.000	0.106%		Q	0.0020%
9	2-Hexanone	2	002-EF-A	8.8E-05	5.000	0.002%	YES	U	0.0020%
9	2-Hexanone	4	002-EF-B	8.8E-05	5.000	0.002%	YES	U	0.0020%
9	2-Hexanone	6	002-EF-C	9.3E-05	5.000	0.002%	YES	U	0.0020%
9	2-Hexanone	8	002-EF-D	9.2E-05	5.000	0.002%	YES	U	0.0020%
9	2-Hexanone	10	002-EF-E	9.4E-05	5.000	0.002%	YES	U	0.0020%
9	2-Hexanone	12	002-EF-F	9.0E-05	5.000	0.002%	YES	U	0.0020%
9	2-Hexanone	14	002-EF-G	9.0E-05	5.000	0.002%	YES	U	0.0020%
9	2-Hexanone	16	002-EF-H	8.8E-05	5.000	0.002%	YES	U	0.0020%
11	4-Methyl-2-hexanone	2	001-IN-A	1.8E-04	0.500	0.036%		J	0.018%
11	4-Methyl-2-hexanone	4	001-IN-B	8.3E-05	0.500	0.017%	YES	QU	0.018%
11	4-Methyl-2-hexanone	6	001-IN-C	2.5E-04	0.500	0.049%			0.018%
11	4-Methyl-2-hexanone	8	001-IN-D	1.8E-04	0.500	0.035%			0.018%
11	4-Methyl-2-hexanone	10	001-IN-E	8.9E-05	0.500	0.018%	YES	QU	0.018%
11	4-Methyl-2-hexanone	12	001-IN-F	2.6E-04	0.500	0.051%			0.018%
11	4-Methyl-2-hexanone	14	001-IN-G	1.2E-04	0.500	0.024%		Q	0.018%
11	4-Methyl-2-hexanone	16	001-IN-H	1.7E-04	0.500	0.033%		JQ	0.018%
11	4-Methyl-2-hexanone	2	001-EF-A	8.7E-05	0.500	0.017%	YES	U	0.018%

Table D.1. SX-101 (continued)

COPC #	Analyte	End Time (h)	Position	Conc. (ppm)	OEL (ppm)	Fraction of OEL	Measurement < DL RL?	Quality Code	Approx. DL RL (%OEL)
11	4-Methyl-2-hexanone	4	001-EF-B	8.3E-05	0.500	0.017%	YES	U	0.018%
11	4-Methyl-2-hexanone	6	001-EF-C	8.7E-05	0.500	0.017%	YES	QU	0.018%
11	4-Methyl-2-hexanone	8	001-EF-D	8.8E-05	0.500	0.018%	YES	U	0.018%
11	4-Methyl-2-hexanone	10	001-EF-E	8.7E-05	0.500	0.017%	YES	U	0.018%
11	4-Methyl-2-hexanone	12	001-EF-F	8.6E-05	0.500	0.017%	YES	QU	0.018%
11	4-Methyl-2-hexanone	14	001-EF-G	8.7E-05	0.500	0.017%	YES	U	0.018%
11	4-Methyl-2-hexanone	16	001-EF-H	8.9E-05	0.500	0.018%	YES	U	0.018%
11	4-Methyl-2-hexanone	2	002-IN-A	4.0E-04	0.500	0.080%		J	0.018%
11	4-Methyl-2-hexanone	4	002-IN-B	2.9E-04	0.500	0.058%			0.018%
11	4-Methyl-2-hexanone	6	002-IN-C	2.7E-04	0.500	0.054%			0.018%
11	4-Methyl-2-hexanone	8	002-IN-D	2.2E-04	0.500	0.043%			0.018%
11	4-Methyl-2-hexanone	10	002-IN-E	8.8E-05	0.500	0.018%	YES	U	0.018%
11	4-Methyl-2-hexanone	12	002-IN-F	2.6E-04	0.500	0.052%			0.018%
11	4-Methyl-2-hexanone	14	002-IN-G	2.0E-04	0.500	0.040%			0.018%
11	4-Methyl-2-hexanone	16	002-IN-H	1.9E-04	0.500	0.037%		JQ	0.018%
11	4-Methyl-2-hexanone	2	002-EF-A	8.3E-05	0.500	0.017%	YES	U	0.018%
11	4-Methyl-2-hexanone	4	002-EF-B	8.2E-05	0.500	0.016%	YES	U	0.018%
11	4-Methyl-2-hexanone	6	002-EF-C	8.7E-05	0.500	0.017%	YES	U	0.018%
11	4-Methyl-2-hexanone	8	002-EF-D	8.6E-05	0.500	0.017%	YES	U	0.018%
11	4-Methyl-2-hexanone	10	002-EF-E	8.8E-05	0.500	0.018%	YES	U	0.018%
11	4-Methyl-2-hexanone	12	002-EF-F	8.5E-05	0.500	0.017%	YES	U	0.018%
11	4-Methyl-2-hexanone	14	002-EF-G	8.4E-05	0.500	0.017%	YES	U	0.018%
11	4-Methyl-2-hexanone	16	002-EF-H	8.2E-05	0.500	0.016%	YES	U	0.018%
13	3-Buten-2-one	2	001-IN-A	3.4E-04	0.200	0.168%		J	0.113%
13	3-Buten-2-one	4	001-IN-B	2.1E-04	0.200	0.106%	YES	U	0.113%
13	3-Buten-2-one	6	001-IN-C	2.1E-04	0.200	0.105%	YES	U	0.113%
13	3-Buten-2-one	8	001-IN-D	5.8E-04	0.200	0.291%			0.113%
13	3-Buten-2-one	10	001-IN-E	7.8E-04	0.200	0.389%			0.113%
13	3-Buten-2-one	12	001-IN-F	1.2E-03	0.200	0.599%			0.113%
13	3-Buten-2-one	14	001-IN-G	7.4E-04	0.200	0.372%			0.113%
13	3-Buten-2-one	16	001-IN-H	2.2E-04	0.200	0.110%	YES	U	0.113%
13	3-Buten-2-one	2	001-EF-A	2.2E-04	0.200	0.110%	YES	U	0.113%
13	3-Buten-2-one	4	001-EF-B	2.1E-04	0.200	0.106%	YES	U	0.113%
13	3-Buten-2-one	6	001-EF-C	2.2E-04	0.200	0.111%	YES	U	0.113%
13	3-Buten-2-one	8	001-EF-D	2.2E-04	0.200	0.112%	YES	U	0.113%
13	3-Buten-2-one	10	001-EF-E	2.2E-04	0.200	0.110%	YES	U	0.113%
13	3-Buten-2-one	12	001-EF-F	2.2E-04	0.200	0.109%	YES	U	0.113%
13	3-Buten-2-one	14	001-EF-G	2.2E-04	0.200	0.111%	YES	U	0.113%
13	3-Buten-2-one	16	001-EF-H	2.3E-04	0.200	0.113%	YES	U	0.113%
13	3-Buten-2-one	2	002-IN-A	6.1E-04	0.200	0.304%		J	0.113%
13	3-Buten-2-one	4	002-IN-B	4.7E-04	0.200	0.233%			0.113%
13	3-Buten-2-one	6	002-IN-C	1.0E-03	0.200	0.501%			0.113%
13	3-Buten-2-one	8	002-IN-D	8.0E-04	0.200	0.399%			0.113%
13	3-Buten-2-one	10	002-IN-E	9.0E-04	0.200	0.449%			0.113%
13	3-Buten-2-one	12	002-IN-F	7.4E-04	0.200	0.371%			0.113%
13	3-Buten-2-one	14	002-IN-G	8.0E-04	0.200	0.402%			0.113%
13	3-Buten-2-one	16	002-IN-H	2.2E-04	0.200	0.111%	YES	U	0.113%

Table D.1. SX-101 (continued)

COPC #	Analyte	End Time (h)	Position	Conc. (ppm)	OEL (ppm)	Fraction of OEL	Measurement < DL RL?	Quality Code	Approx. DL RL (%OEL)
13	3-Buten-2-one	2	002-EF-A	2.1E-04	0.200	0.105%	YES	U	0.113%
13	3-Buten-2-one	4	002-EF-B	2.1E-04	0.200	0.104%	YES	U	0.113%
13	3-Buten-2-one	6	002-EF-C	2.2E-04	0.200	0.110%	YES	U	0.113%
13	3-Buten-2-one	8	002-EF-D	2.2E-04	0.200	0.110%	YES	U	0.113%
13	3-Buten-2-one	10	002-EF-E	2.2E-04	0.200	0.112%	YES	U	0.113%
13	3-Buten-2-one	12	002-EF-F	2.2E-04	0.200	0.108%	YES	U	0.113%
13	3-Buten-2-one	14	002-EF-G	2.1E-04	0.200	0.107%	YES	U	0.113%
13	3-Buten-2-one	16	002-EF-H	2.1E-04	0.200	0.104%	YES	U	0.113%
14	Formaldehyde	2	001-IN-A	8.4E-03	0.300	2.80%			0.57%
14	Formaldehyde	4	001-IN-B	9.9E-03	0.300	3.31%			0.57%
14	Formaldehyde	6	001-IN-C	8.0E-03	0.300	2.67%			0.57%
14	Formaldehyde	8	001-IN-D	8.1E-03	0.300	2.70%			0.57%
14	Formaldehyde	10	001-IN-E	3.2E-03	0.300	1.05%			0.57%
14	Formaldehyde	12	001-IN-F	1.7E-03	0.300	0.562%			0.57%
14	Formaldehyde	14	001-IN-G	1.7E-03	0.300	0.560%	YES		0.57%
14	Formaldehyde	16	001-IN-H	1.7E-03	0.300	0.566%	YES		0.57%
14	Formaldehyde	2	001-EF-A	2.1E-03	0.300	0.703%			0.57%
14	Formaldehyde	4	001-EF-B	1.7E-03	0.300	0.574%	YES		0.57%
14	Formaldehyde	6	001-EF-C	1.7E-03	0.300	0.559%	YES		0.57%
14	Formaldehyde	8	001-EF-D	1.7E-03	0.300	0.551%	YES		0.57%
14	Formaldehyde	10	001-EF-E	1.7E-03	0.300	0.564%	YES		0.57%
14	Formaldehyde	12	001-EF-F	1.7E-03	0.300	0.560%	YES		0.57%
14	Formaldehyde	14	001-EF-G	1.7E-03	0.300	0.553%	YES		0.57%
14	Formaldehyde	16	001-EF-H	1.7E-03	0.300	0.556%	YES		0.57%
14	Formaldehyde	2	002-IN-A	1.4E-02	0.300	4.52%			0.57%
14	Formaldehyde	4	002-IN-B	2.7E-02	0.300	9.03%			0.57%
14	Formaldehyde	6	002-IN-C	1.4E-02	0.300	4.58%			0.57%
14	Formaldehyde	8	002-IN-D	6.0E-03	0.300	1.99%			0.57%
14	Formaldehyde	10	002-IN-E	3.4E-03	0.300	1.12%			0.57%
14	Formaldehyde	12	002-IN-F	2.5E-03	0.300	0.831%			0.57%
14	Formaldehyde	14	002-IN-G	2.4E-03	0.300	0.813%			0.57%
14	Formaldehyde	16	002-IN-H	1.8E-03	0.300	0.598%			0.57%
14	Formaldehyde	2	002-EF-A	2.8E-03	0.300	0.920%			0.57%
14	Formaldehyde	4	002-EF-B	2.2E-03	0.300	0.736%			0.57%
14	Formaldehyde	6	002-EF-C	1.7E-03	0.300	0.551%	YES		0.57%
14	Formaldehyde	8	002-EF-D	1.7E-03	0.300	0.570%	YES		0.57%
14	Formaldehyde	10	002-EF-E	1.7E-03	0.300	0.564%	YES		0.57%
14	Formaldehyde	12	002-EF-F	1.7E-03	0.300	0.558%	YES		0.57%
14	Formaldehyde	14	002-EF-G	1.7E-03	0.300	0.556%	YES		0.57%
14	Formaldehyde	16	002-EF-H	1.7E-03	0.300	0.560%	YES		0.57%
15	Acetaldehyde	2	001-IN-A	1.1E-01	25.000	0.449%			0.0047%
15	Acetaldehyde	4	001-IN-B	1.2E-01	25.000	0.467%			0.0047%
15	Acetaldehyde	6	001-IN-C	1.1E-01	25.000	0.446%			0.0047%
15	Acetaldehyde	8	001-IN-D	1.2E-01	25.000	0.460%			0.0047%
15	Acetaldehyde	10	001-IN-E	1.2E-01	25.000	0.494%			0.0047%
15	Acetaldehyde	12	001-IN-F	1.2E-01	25.000	0.497%			0.0047%

Table D.1. SX-101 (continued)

COPC #	Analyte	End Time (h)	Position	Conc. (ppm)	OEL (ppm)	Fraction of OEL	Measurement < DL RL?	Quality Code	Approx. DL RL (%OEL)
15	Acetaldehyde	14	001-IN-G	1.2E-01	25.000	0.467%			0.0047%
15	Acetaldehyde	16	001-IN-H	1.2E-01	25.000	0.491%			0.0047%
15	Acetaldehyde	2	001-EF-A	5.7E-02	25.000	0.228%			0.0047%
15	Acetaldehyde	4	001-EF-B	5.2E-02	25.000	0.207%			0.0047%
15	Acetaldehyde	6	001-EF-C	5.3E-02	25.000	0.210%			0.0047%
15	Acetaldehyde	8	001-EF-D	5.0E-02	25.000	0.198%			0.0047%
15	Acetaldehyde	10	001-EF-E	5.3E-02	25.000	0.212%			0.0047%
15	Acetaldehyde	12	001-EF-F	5.0E-02	25.000	0.202%			0.0047%
15	Acetaldehyde	14	001-EF-G	4.3E-02	25.000	0.172%			0.0047%
15	Acetaldehyde	16	001-EF-H	4.8E-02	25.000	0.191%			0.0047%
15	Acetaldehyde	2	002-IN-A	1.2E-01	25.000	0.481%			0.0047%
15	Acetaldehyde	4	002-IN-B	9.8E-02	25.000	0.392%			0.0047%
15	Acetaldehyde	6	002-IN-C	1.2E-01	25.000	0.493%			0.0047%
15	Acetaldehyde	8	002-IN-D	1.1E-01	25.000	0.425%			0.0047%
15	Acetaldehyde	10	002-IN-E	1.1E-01	25.000	0.430%			0.0047%
15	Acetaldehyde	12	002-IN-F	1.1E-01	25.000	0.422%			0.0047%
15	Acetaldehyde	14	002-IN-G	1.1E-01	25.000	0.434%			0.0047%
15	Acetaldehyde	16	002-IN-H	1.2E-01	25.000	0.461%			0.0047%
15	Acetaldehyde	2	002-EF-A	6.3E-02	25.000	0.254%			0.0047%
15	Acetaldehyde	4	002-EF-B	5.6E-02	25.000	0.225%			0.0047%
15	Acetaldehyde	6	002-EF-C	3.2E-02	25.000	0.126%			0.0047%
15	Acetaldehyde	8	002-EF-D	5.4E-02	25.000	0.215%			0.0047%
15	Acetaldehyde	10	002-EF-E	6.2E-02	25.000	0.249%			0.0047%
15	Acetaldehyde	12	002-EF-F	6.6E-02	25.000	0.265%			0.0047%
15	Acetaldehyde	14	002-EF-G	6.8E-02	25.000	0.273%			0.0047%
15	Acetaldehyde	16	002-EF-H	7.6E-02	25.000	0.302%			0.0047%
16	Butanal/Butyraldehyde	2	001-IN-A	2.8E-03	25.000	0.011%			0.0013%
16	Butanal/Butyraldehyde	4	001-IN-B	5.9E-03	25.000	0.023%			0.0013%
16	Butanal/Butyraldehyde	6	001-IN-C	6.4E-03	25.000	0.026%			0.0013%
16	Butanal/Butyraldehyde	8	001-IN-D	3.9E-03	25.000	0.016%			0.0013%
16	Butanal/Butyraldehyde	10	001-IN-E	4.8E-03	25.000	0.019%			0.0013%
16	Butanal/Butyraldehyde	12	001-IN-F	5.9E-03	25.000	0.024%			0.0013%
16	Butanal/Butyraldehyde	14	001-IN-G	3.6E-03	25.000	0.014%			0.0013%
16	Butanal/Butyraldehyde	16	001-IN-H	3.9E-03	25.000	0.016%			0.0013%
16	Butanal/Butyraldehyde	2	001-EF-A	3.1E-04	25.000	0.001%	YES	U	0.0013%
16	Butanal/Butyraldehyde	4	001-EF-B	3.0E-04	25.000	0.001%	YES	U	0.0013%
16	Butanal/Butyraldehyde	6	001-EF-C	3.1E-04	25.000	0.001%	YES	U	0.0013%
16	Butanal/Butyraldehyde	8	001-EF-D	3.1E-04	25.000	0.001%	YES	U	0.0013%
16	Butanal/Butyraldehyde	10	001-EF-E	3.1E-04	25.000	0.001%	YES	U	0.0013%
16	Butanal/Butyraldehyde	12	001-EF-F	3.1E-04	25.000	0.001%	YES	U	0.0013%
16	Butanal/Butyraldehyde	14	001-EF-G	3.1E-04	25.000	0.001%	YES	U	0.0013%
16	Butanal/Butyraldehyde	16	001-EF-H	3.2E-04	25.000	0.001%	YES	U	0.0013%
16	Butanal/Butyraldehyde	2	002-IN-A	4.6E-03	25.000	0.018%			0.0013%
16	Butanal/Butyraldehyde	4	002-IN-B	3.5E-03	25.000	0.014%			0.0013%
16	Butanal/Butyraldehyde	6	002-IN-C	4.3E-03	25.000	0.017%			0.0013%
16	Butanal/Butyraldehyde	8	002-IN-D	6.9E-03	25.000	0.027%			0.0013%
16	Butanal/Butyraldehyde	10	002-IN-E	5.1E-03	25.000	0.021%			0.0013%

Table D.1. SX-101 (continued)

COPC #	Analyte	End Time (h)	Position	Conc. (ppm)	OEL (ppm)	Fraction of OEL	Measurement < DL RL?	Quality Code	Approx. DL RL (%OEL)
16	Butanal/Butyraldehyde	12	002-IN-F	4.5E-03	25.000	0.018%			0.0013%
16	Butanal/Butyraldehyde	14	002-IN-G	5.8E-03	25.000	0.023%			0.0013%
16	Butanal/Butyraldehyde	16	002-IN-H	5.3E-03	25.000	0.021%			0.0013%
16	Butanal/Butyraldehyde	2	002-EF-A	2.9E-04	25.000	0.001%	YES	U	0.0013%
16	Butanal/Butyraldehyde	4	002-EF-B	2.9E-04	25.000	0.001%	YES	U	0.0013%
16	Butanal/Butyraldehyde	6	002-EF-C	3.1E-04	25.000	0.001%	YES	U	0.0013%
16	Butanal/Butyraldehyde	8	002-EF-D	3.1E-04	25.000	0.001%	YES	U	0.0013%
16	Butanal/Butyraldehyde	10	002-EF-E	3.1E-04	25.000	0.001%	YES	U	0.0013%
16	Butanal/Butyraldehyde	12	002-EF-F	3.0E-04	25.000	0.001%	YES	U	0.0013%
16	Butanal/Butyraldehyde	14	002-EF-G	3.0E-04	25.000	0.001%	YES	U	0.0013%
16	Butanal/Butyraldehyde	16	002-EF-H	2.9E-04	25.000	0.001%	YES	U	0.0013%
19	2-Propenal/Acroleln	2	001-IN-A	9.0E-04	0.100	0.901%	YES		0.92%
19	2-Propenal/Acroleln	4	001-IN-B	9.2E-04	0.100	0.917%	YES		0.92%
19	2-Propenal/Acroleln	6	001-IN-C	8.9E-04	0.100	0.895%	YES		0.92%
19	2-Propenal/Acroleln	8	001-IN-D	9.0E-04	0.100	0.904%	YES		0.92%
19	2-Propenal/Acroleln	10	001-IN-E	9.0E-04	0.100	0.899%	YES		0.92%
19	2-Propenal/Acroleln	12	001-IN-F	9.0E-04	0.100	0.904%	YES		0.92%
19	2-Propenal/Acroleln	14	001-IN-G	9.0E-04	0.100	0.899%	YES		0.92%
19	2-Propenal/Acroleln	16	001-IN-H	9.1E-04	0.100	0.910%	YES		0.92%
19	2-Propenal/Acroleln	2	001-EF-A	9.0E-04	0.100	0.897%	YES		0.92%
19	2-Propenal/Acroleln	4	001-EF-B	9.2E-04	0.100	0.923%	YES		0.92%
19	2-Propenal/Acroleln	6	001-EF-C	9.0E-04	0.100	0.899%	YES		0.92%
19	2-Propenal/Acroleln	8	001-EF-D	8.9E-04	0.100	0.886%	YES		0.92%
19	2-Propenal/Acroleln	10	001-EF-E	9.1E-04	0.100	0.906%	YES		0.92%
19	2-Propenal/Acroleln	12	001-EF-F	9.0E-04	0.100	0.900%	YES		0.92%
19	2-Propenal/Acroleln	14	001-EF-G	8.9E-04	0.100	0.889%	YES		0.92%
19	2-Propenal/Acroleln	16	001-EF-H	8.9E-04	0.100	0.893%	YES		0.92%
19	2-Propenal/Acroleln	2	002-IN-A	9.1E-04	0.100	0.909%	YES		0.92%
19	2-Propenal/Acroleln	4	002-IN-B	9.0E-04	0.100	0.896%	YES		0.92%
19	2-Propenal/Acroleln	6	002-IN-C	9.0E-04	0.100	0.897%	YES		0.92%
19	2-Propenal/Acroleln	8	002-IN-D	8.9E-04	0.100	0.887%	YES		0.92%
19	2-Propenal/Acroleln	10	002-IN-E	9.0E-04	0.100	0.898%	YES		0.92%
19	2-Propenal/Acroleln	12	002-IN-F	9.0E-04	0.100	0.902%	YES		0.92%
19	2-Propenal/Acroleln	14	002-IN-G	9.1E-04	0.100	0.907%	YES		0.92%
19	2-Propenal/Acroleln	16	002-IN-H	9.1E-04	0.100	0.907%	YES		0.92%
19	2-Propenal/Acroleln	2	002-EF-A	8.9E-04	0.100	0.890%	YES		0.92%
19	2-Propenal/Acroleln	4	002-EF-B	8.8E-04	0.100	0.883%	YES		0.92%
19	2-Propenal/Acroleln	6	002-EF-C	8.9E-04	0.100	0.885%	YES		0.92%
19	2-Propenal/Acroleln	8	002-EF-D	9.2E-04	0.100	0.916%	YES		0.92%
19	2-Propenal/Acroleln	10	002-EF-E	9.1E-04	0.100	0.905%	YES		0.92%
19	2-Propenal/Acroleln	12	002-EF-F	9.0E-04	0.100	0.897%	YES		0.92%
19	2-Propenal/Acroleln	14	002-EF-G	8.9E-04	0.100	0.894%	YES		0.92%
19	2-Propenal/Acroleln	16	002-EF-H	9.0E-04	0.100	0.900%	YES		0.92%
20	Furan	2	001-IN-A	3.6E-05	0.001	3.65%	YES	U	4.47%
20	Furan	4	001-IN-B	3.6E-05	0.001	3.62%	YES	U	4.47%
20	Furan	6	001-IN-C	3.6E-05	0.001	3.58%	YES	U	4.47%



Table D.1. SX-101 (continued)

COPC #	Analyte	End Time (h)	Position	Conc. (ppm)	OEL (ppm)	Fraction of OEL	Measurement < DL RL?	Quality Code	Approx. DL RL (%OEL)
20	Furan	8	001-IN-D	3.6E-05	0.001	3.60%	YES	U	4.47%
20	Furan	10	001-IN-E	3.5E-05	0.001	3.54%	YES	U	4.47%
20	Furan	12	001-IN-F	3.5E-05	0.001	3.46%	YES	U	4.47%
20	Furan	14	001-IN-G	3.6E-05	0.001	3.59%	YES	U	4.47%
20	Furan	16	001-IN-H	3.5E-05	0.001	3.53%	YES	U	4.47%
20	Furan	2	001-EF-A	3.9E-05	0.001	3.86%	YES	U	4.47%
20	Furan	4	001-EF-B	3.8E-05	0.001	3.83%	YES	U	4.47%
20	Furan	6	001-EF-C	3.8E-05	0.001	3.77%	YES	U	4.47%
20	Furan	8	001-EF-D	3.8E-05	0.001	3.80%	YES	U	4.47%
20	Furan	10	001-EF-E	4.5E-05	0.001	4.47%	YES	U	4.47%
20	Furan	12	001-EF-F	3.6E-05	0.001	3.62%	YES	U	4.47%
20	Furan	14	001-EF-G	3.6E-05	0.001	3.59%	YES	U	4.47%
20	Furan	16	001-EF-H	3.6E-05	0.001	3.56%	YES	U	4.47%
20	Furan	2	002-IN-A	3.6E-05	0.001	3.65%	YES	U	4.47%
20	Furan	4	002-IN-B	3.8E-05	0.001	3.79%	YES	U	4.47%
20	Furan	6	002-IN-C	3.8E-05	0.001	3.83%	YES	U	4.47%
20	Furan	8	002-IN-D	3.8E-05	0.001	3.77%	YES	U	4.47%
20	Furan	10	002-IN-E	3.7E-05	0.001	3.73%	YES	U	4.47%
20	Furan	12	002-IN-F	3.7E-05	0.001	3.66%	YES	U	4.47%
20	Furan	14	002-IN-G	3.6E-05	0.001	3.57%	YES	U	4.47%
20	Furan	16	002-IN-H	3.5E-05	0.001	3.52%	YES	U	4.47%
20	Furan	2	002-EF-A	3.8E-05	0.001	3.81%	YES	U	4.47%
20	Furan	4	002-EF-B	3.9E-05	0.001	3.86%	YES	U	4.47%
20	Furan	6	002-EF-C	3.9E-05	0.001	3.85%	YES	U	4.47%
20	Furan	8	002-EF-D	3.8E-05	0.001	3.82%	YES	U	4.47%
20	Furan	10	002-EF-E	3.8E-05	0.001	3.76%	YES	U	4.47%
20	Furan	12	002-EF-F	3.8E-05	0.001	3.75%	YES	U	4.47%
20	Furan	14	002-EF-G	3.6E-05	0.001	3.56%	YES	U	4.47%
20	Furan	16	002-EF-H	3.6E-05	0.001	3.59%	YES	UY	4.47%
21	2,3-Dihydrofuran	2	001-IN-A	3.1E-05	0.001	3.11%	YES	U	3.81%
21	2,3-Dihydrofuran	4	001-IN-B	3.1E-05	0.001	3.09%	YES	U	3.81%
21	2,3-Dihydrofuran	6	001-IN-C	3.1E-05	0.001	3.05%	YES	U	3.81%
21	2,3-Dihydrofuran	8	001-IN-D	3.1E-05	0.001	3.07%	YES	U	3.81%
21	2,3-Dihydrofuran	10	001-IN-E	3.0E-05	0.001	3.02%	YES	U	3.81%
21	2,3-Dihydrofuran	12	001-IN-F	2.9E-05	0.001	2.95%	YES	U	3.81%
21	2,3-Dihydrofuran	14	001-IN-G	3.1E-05	0.001	3.06%	YES	U	3.81%
21	2,3-Dihydrofuran	16	001-IN-H	3.0E-05	0.001	3.01%	YES	U	3.81%
21	2,3-Dihydrofuran	2	001-EF-A	3.3E-05	0.001	3.29%	YES	U	3.81%
21	2,3-Dihydrofuran	4	001-EF-B	3.3E-05	0.001	3.26%	YES	U	3.81%
21	2,3-Dihydrofuran	6	001-EF-C	3.2E-05	0.001	3.22%	YES	U	3.81%
21	2,3-Dihydrofuran	8	001-EF-D	3.2E-05	0.001	3.24%	YES	U	3.81%
21	2,3-Dihydrofuran	10	001-EF-E	3.8E-05	0.001	3.81%	YES	U	3.81%
21	2,3-Dihydrofuran	12	001-EF-F	3.1E-05	0.001	3.08%	YES	U	3.81%
21	2,3-Dihydrofuran	14	001-EF-G	3.1E-05	0.001	3.06%	YES	U	3.81%
21	2,3-Dihydrofuran	16	001-EF-H	3.0E-05	0.001	3.04%	YES	U	3.81%
21	2,3-Dihydrofuran	2	002-IN-A	3.1E-05	0.001	3.11%	YES	U	3.81%
21	2,3-Dihydrofuran	4	002-IN-B	3.2E-05	0.001	3.23%	YES	U	3.81%

Table D.1. SX-101 (continued)

COPC #	Analyte	End Time (h)	Position	Conc. (ppm)	OEL (ppm)	Fraction of OEL	Measurement < DL RL?	Quality Code	Approx. DL RL (%OEL)
21	2,3-Dihydrofuran	6	002-IN-C	3.3E-05	0.001	3.26%	YES	U	3.81%
21	2,3-Dihydrofuran	8	002-IN-D	3.2E-05	0.001	3.22%	YES	U	3.81%
21	2,3-Dihydrofuran	10	002-IN-E	3.2E-05	0.001	3.18%	YES	U	3.81%
21	2,3-Dihydrofuran	12	002-IN-F	3.1E-05	0.001	3.12%	YES	U	3.81%
21	2,3-Dihydrofuran	14	002-IN-G	3.0E-05	0.001	3.04%	YES	U	3.81%
21	2,3-Dihydrofuran	16	002-IN-H	3.0E-05	0.001	3.00%	YES	U	3.81%
21	2,3-Dihydrofuran	2	002-EF-A	3.2E-05	0.001	3.25%	YES	U	3.81%
21	2,3-Dihydrofuran	4	002-EF-B	3.3E-05	0.001	3.30%	YES	U	3.81%
21	2,3-Dihydrofuran	6	002-EF-C	3.3E-05	0.001	3.29%	YES	U	3.81%
21	2,3-Dihydrofuran	8	002-EF-D	3.3E-05	0.001	3.26%	YES	U	3.81%
21	2,3-Dihydrofuran	10	002-EF-E	3.2E-05	0.001	3.20%	YES	U	3.81%
21	2,3-Dihydrofuran	12	002-EF-F	3.2E-05	0.001	3.20%	YES	U	3.81%
21	2,3-Dihydrofuran	14	002-EF-G	3.0E-05	0.001	3.03%	YES	U	3.81%
21	2,3-Dihydrofuran	16	002-EF-H	3.1E-05	0.001	3.06%	YES	UY	3.81%
22	2,5-Dihydrofuran	2	001-IN-A	3.6E-05	0.001	3.63%	YES	U	4.45%
22	2,5-Dihydrofuran	4	001-IN-B	3.6E-05	0.001	3.61%	YES	U	4.45%
22	2,5-Dihydrofuran	6	001-IN-C	3.6E-05	0.001	3.56%	YES	U	4.45%
22	2,5-Dihydrofuran	8	001-IN-D	3.6E-05	0.001	3.58%	YES	U	4.45%
22	2,5-Dihydrofuran	10	001-IN-E	3.5E-05	0.001	3.52%	YES	U	4.45%
22	2,5-Dihydrofuran	12	001-IN-F	3.4E-05	0.001	3.44%	YES	U	4.45%
22	2,5-Dihydrofuran	14	001-IN-G	3.6E-05	0.001	3.57%	YES	U	4.45%
22	2,5-Dihydrofuran	16	001-IN-H	3.5E-05	0.001	3.51%	YES	U	4.45%
22	2,5-Dihydrofuran	2	001-EF-A	3.8E-05	0.001	3.84%	YES	U	4.45%
22	2,5-Dihydrofuran	4	001-EF-B	3.8E-05	0.001	3.81%	YES	U	4.45%
22	2,5-Dihydrofuran	6	001-EF-C	3.8E-05	0.001	3.75%	YES	U	4.45%
22	2,5-Dihydrofuran	8	001-EF-D	3.8E-05	0.001	3.78%	YES	U	4.45%
22	2,5-Dihydrofuran	10	001-EF-E	4.5E-05	0.001	4.45%	YES	U	4.45%
22	2,5-Dihydrofuran	12	001-EF-F	3.6E-05	0.001	3.60%	YES	U	4.45%
22	2,5-Dihydrofuran	14	001-EF-G	3.6E-05	0.001	3.57%	YES	U	4.45%
22	2,5-Dihydrofuran	16	001-EF-H	3.5E-05	0.001	3.54%	YES	U	4.45%
22	2,5-Dihydrofuran	2	002-IN-A	3.6E-05	0.001	3.63%	YES	U	4.45%
22	2,5-Dihydrofuran	4	002-IN-B	3.8E-05	0.001	3.77%	YES	U	4.45%
22	2,5-Dihydrofuran	6	002-IN-C	3.8E-05	0.001	3.81%	YES	U	4.45%
22	2,5-Dihydrofuran	8	002-IN-D	3.8E-05	0.001	3.76%	YES	U	4.45%
22	2,5-Dihydrofuran	10	002-IN-E	3.7E-05	0.001	3.71%	YES	U	4.45%
22	2,5-Dihydrofuran	12	002-IN-F	3.6E-05	0.001	3.64%	YES	U	4.45%
22	2,5-Dihydrofuran	14	002-IN-G	3.6E-05	0.001	3.55%	YES	U	4.45%
22	2,5-Dihydrofuran	16	002-IN-H	3.5E-05	0.001	3.50%	YES	U	4.45%
22	2,5-Dihydrofuran	2	002-EF-A	3.8E-05	0.001	3.79%	YES	U	4.45%
22	2,5-Dihydrofuran	4	002-EF-B	3.8E-05	0.001	3.85%	YES	U	4.45%
22	2,5-Dihydrofuran	6	002-EF-C	3.8E-05	0.001	3.83%	YES	U	4.45%
22	2,5-Dihydrofuran	8	002-EF-D	3.8E-05	0.001	3.80%	YES	U	4.45%
22	2,5-Dihydrofuran	10	002-EF-E	3.7E-05	0.001	3.74%	YES	U	4.45%
22	2,5-Dihydrofuran	12	002-EF-F	3.7E-05	0.001	3.73%	YES	U	4.45%
22	2,5-Dihydrofuran	14	002-EF-G	3.5E-05	0.001	3.54%	YES	U	4.45%
22	2,5-Dihydrofuran	16	002-EF-H	3.6E-05	0.001	3.57%	YES	UY	4.45%

Table D.1. SX-101 (continued)

COPC #	Analyte	End Time (h)	Position	Conc. (ppm)	OEL (ppm)	Fraction of OEL	Measurement < DL RL?	Quality Code	Approx. DL RL (%OEL)
23	2-Methylfuran	2	001-IN-A	4.8E-05	0.001	4.79%	YES	U	5.88%
23	2-Methylfuran	4	001-IN-B	4.8E-05	0.001	4.76%	YES	U	5.88%
23	2-Methylfuran	6	001-IN-C	4.7E-05	0.001	4.71%	YES	U	5.88%
23	2-Methylfuran	8	001-IN-D	4.7E-05	0.001	4.73%	YES	U	5.88%
23	2-Methylfuran	10	001-IN-E	4.7E-05	0.001	4.66%	YES	U	5.88%
23	2-Methylfuran	12	001-IN-F	4.5E-05	0.001	4.54%	YES	U	5.88%
23	2-Methylfuran	14	001-IN-G	4.7E-05	0.001	4.72%	YES	U	5.88%
23	2-Methylfuran	16	001-IN-H	4.6E-05	0.001	4.64%	YES	U	5.88%
23	2-Methylfuran	2	001-EF-A	5.1E-05	0.001	5.07%	YES	U	5.88%
23	2-Methylfuran	4	001-EF-B	5.0E-05	0.001	5.03%	YES	U	5.88%
23	2-Methylfuran	6	001-EF-C	5.0E-05	0.001	4.96%	YES	U	5.88%
23	2-Methylfuran	8	001-EF-D	5.0E-05	0.001	4.99%	YES	U	5.88%
23	2-Methylfuran	10	001-EF-E	5.9E-05	0.001	5.88%	YES	U	5.88%
23	2-Methylfuran	12	001-EF-F	4.8E-05	0.001	4.75%	YES	U	5.88%
23	2-Methylfuran	14	001-EF-G	4.7E-05	0.001	4.72%	YES	U	5.88%
23	2-Methylfuran	16	001-EF-H	4.7E-05	0.001	4.68%	YES	U	5.88%
23	2-Methylfuran	2	002-IN-A	4.8E-05	0.001	4.80%	YES	U	5.88%
23	2-Methylfuran	4	002-IN-B	5.0E-05	0.001	4.98%	YES	U	5.88%
23	2-Methylfuran	6	002-IN-C	5.0E-05	0.001	5.03%	YES	U	5.88%
23	2-Methylfuran	8	002-IN-D	5.0E-05	0.001	4.96%	YES	U	5.88%
23	2-Methylfuran	10	002-IN-E	4.9E-05	0.001	4.91%	YES	U	5.88%
23	2-Methylfuran	12	002-IN-F	4.8E-05	0.001	4.81%	YES	U	5.88%
23	2-Methylfuran	14	002-IN-G	4.7E-05	0.001	4.69%	YES	U	5.88%
23	2-Methylfuran	16	002-IN-H	4.6E-05	0.001	4.62%	YES	U	5.88%
23	2-Methylfuran	2	002-EF-A	5.0E-05	0.001	5.01%	YES	U	5.88%
23	2-Methylfuran	4	002-EF-B	5.1E-05	0.001	5.08%	YES	U	5.88%
23	2-Methylfuran	6	002-EF-C	5.1E-05	0.001	5.06%	YES	U	5.88%
23	2-Methylfuran	8	002-EF-D	5.0E-05	0.001	5.02%	YES	U	5.88%
23	2-Methylfuran	10	002-EF-E	4.9E-05	0.001	4.94%	YES	U	5.88%
23	2-Methylfuran	12	002-EF-F	4.9E-05	0.001	4.93%	YES	U	5.88%
23	2-Methylfuran	14	002-EF-G	4.7E-05	0.001	4.68%	YES	U	5.88%
23	2-Methylfuran	16	002-EF-H	4.7E-05	0.001	4.72%	YES	UY	5.88%
24	2,5-Dimethylfuran	2	001-IN-A	5.9E-05	0.001	5.86%	YES	U	7.19%
24	2,5-Dimethylfuran	4	001-IN-B	5.8E-05	0.001	5.82%	YES	U	7.19%
24	2,5-Dimethylfuran	6	001-IN-C	5.8E-05	0.001	5.75%	YES	U	7.19%
24	2,5-Dimethylfuran	8	001-IN-D	5.8E-05	0.001	5.78%	YES	U	7.19%
24	2,5-Dimethylfuran	10	001-IN-E	5.7E-05	0.001	5.69%	YES	U	7.19%
24	2,5-Dimethylfuran	12	001-IN-F	5.6E-05	0.001	5.55%	YES	U	7.19%
24	2,5-Dimethylfuran	14	001-IN-G	5.8E-05	0.001	5.76%	YES	U	7.19%
24	2,5-Dimethylfuran	16	001-IN-H	5.7E-05	0.001	5.67%	YES	U	7.19%
24	2,5-Dimethylfuran	2	001-EF-A	6.2E-05	0.001	6.19%	YES	U	7.19%
24	2,5-Dimethylfuran	4	001-EF-B	6.1E-05	0.001	6.15%	YES	U	7.19%
24	2,5-Dimethylfuran	6	001-EF-C	6.1E-05	0.001	6.06%	YES	U	7.19%
24	2,5-Dimethylfuran	8	001-EF-D	6.1E-05	0.001	6.10%	YES	U	7.19%
24	2,5-Dimethylfuran	10	001-EF-E	7.2E-05	0.001	7.19%	YES	U	7.19%
24	2,5-Dimethylfuran	12	001-EF-F	5.8E-05	0.001	5.81%	YES	U	7.19%
24	2,5-Dimethylfuran	14	001-EF-G	5.8E-05	0.001	5.77%	YES	U	7.19%

Table D.1. SX-101 (continued)

COPC #	Analyte	End Time (h)	Position	Conc. (ppm)	OEL (ppm)	Fraction of OEL	Measurement < DL RL?	Quality Code	Approx. DL RL (%OEL)
24	2,5-Dimethylfuran	16	001-EF-H	5.7E-05	0.001	5.72%	YES	U	7.19%
24	2,5-Dimethylfuran	2	002-IN-A	5.9E-05	0.001	5.86%	YES	U	7.19%
24	2,5-Dimethylfuran	4	002-IN-B	6.1E-05	0.001	6.09%	YES	U	7.19%
24	2,5-Dimethylfuran	6	002-IN-C	6.1E-05	0.001	6.15%	YES	U	7.19%
24	2,5-Dimethylfuran	8	002-IN-D	6.1E-05	0.001	6.06%	YES	U	7.19%
24	2,5-Dimethylfuran	10	002-IN-E	6.0E-05	0.001	6.00%	YES	U	7.19%
24	2,5-Dimethylfuran	12	002-IN-F	5.9E-05	0.001	5.88%	YES	U	7.19%
24	2,5-Dimethylfuran	14	002-IN-G	5.7E-05	0.001	5.73%	YES	U	7.19%
24	2,5-Dimethylfuran	16	002-IN-H	5.6E-05	0.001	5.65%	YES	U	7.19%
24	2,5-Dimethylfuran	2	002-EF-A	6.1E-05	0.001	6.12%	YES	U	7.19%
24	2,5-Dimethylfuran	4	002-EF-B	6.2E-05	0.001	6.21%	YES	U	7.19%
24	2,5-Dimethylfuran	6	002-EF-C	6.2E-05	0.001	6.19%	YES	U	7.19%
24	2,5-Dimethylfuran	8	002-EF-D	6.1E-05	0.001	6.14%	YES	U	7.19%
24	2,5-Dimethylfuran	10	002-EF-E	6.0E-05	0.001	6.03%	YES	U	7.19%
24	2,5-Dimethylfuran	12	002-EF-F	6.0E-05	0.001	6.03%	YES	U	7.19%
24	2,5-Dimethylfuran	14	002-EF-G	5.7E-05	0.001	5.72%	YES	U	7.19%
24	2,5-Dimethylfuran	16	002-EF-H	5.8E-05	0.001	5.77%	YES	UY	7.19%
28	2-Pentylfuran	2	001-IN-A	4.8E-05	0.001	4.82%	YES	U	5.91%
28	2-Pentylfuran	4	001-IN-B	4.8E-05	0.001	4.79%	YES	U	5.91%
28	2-Pentylfuran	6	001-IN-C	4.7E-05	0.001	4.73%	YES	U	5.91%
28	2-Pentylfuran	8	001-IN-D	4.8E-05	0.001	4.76%	YES	U	5.91%
28	2-Pentylfuran	10	001-IN-E	4.7E-05	0.001	4.68%	YES	U	5.91%
28	2-Pentylfuran	12	001-IN-F	4.6E-05	0.001	4.57%	YES	U	5.91%
28	2-Pentylfuran	14	001-IN-G	4.7E-05	0.001	4.74%	YES	U	5.91%
28	2-Pentylfuran	16	001-IN-H	4.7E-05	0.001	4.66%	YES	U	5.91%
28	2-Pentylfuran	2	001-EF-A	5.1E-05	0.001	5.09%	YES	U	5.91%
28	2-Pentylfuran	4	001-EF-B	5.1E-05	0.001	5.06%	YES	U	5.91%
28	2-Pentylfuran	6	001-EF-C	5.0E-05	0.001	4.98%	YES	U	5.91%
28	2-Pentylfuran	8	001-EF-D	5.0E-05	0.001	5.02%	YES	U	5.91%
28	2-Pentylfuran	10	001-EF-E	5.9E-05	0.001	5.91%	YES	U	5.91%
28	2-Pentylfuran	12	001-EF-F	4.8E-05	0.001	4.78%	YES	U	5.91%
28	2-Pentylfuran	14	001-EF-G	4.7E-05	0.001	4.75%	YES	U	5.91%
28	2-Pentylfuran	16	001-EF-H	4.7E-05	0.001	4.71%	YES	U	5.91%
28	2-Pentylfuran	2	002-IN-A	4.8E-05	0.001	4.82%	YES	U	5.91%
28	2-Pentylfuran	4	002-IN-B	5.0E-05	0.001	5.01%	YES	U	5.91%
28	2-Pentylfuran	6	002-IN-C	5.1E-05	0.001	5.06%	YES	U	5.91%
28	2-Pentylfuran	8	002-IN-D	5.0E-05	0.001	4.99%	YES	U	5.91%
28	2-Pentylfuran	10	002-IN-E	4.9E-05	0.001	4.93%	YES	U	5.91%
28	2-Pentylfuran	12	002-IN-F	4.8E-05	0.001	4.84%	YES	U	5.91%
28	2-Pentylfuran	14	002-IN-G	4.7E-05	0.001	4.72%	YES	U	5.91%
28	2-Pentylfuran	16	002-IN-H	4.6E-05	0.001	4.65%	YES	U	5.91%
28	2-Pentylfuran	2	002-EF-A	5.0E-05	0.001	5.03%	YES	U	5.91%
28	2-Pentylfuran	4	002-EF-B	5.1E-05	0.001	5.11%	YES	U	5.91%
28	2-Pentylfuran	6	002-EF-C	5.1E-05	0.001	5.09%	YES	U	5.91%
28	2-Pentylfuran	8	002-EF-D	5.1E-05	0.001	5.05%	YES	U	5.91%
28	2-Pentylfuran	10	002-EF-E	5.0E-05	0.001	4.96%	YES	U	5.91%
28	2-Pentylfuran	12	002-EF-F	5.0E-05	0.001	4.96%	YES	U	5.91%

Table D.1. SX-101 (continued)

COPC #	Analyte	End Time (h)	Position	Conc. (ppm)	OEL (ppm)	Fraction of OEL	Measurement < DL RL?	Quality Code	Approx. DL RL (%OEL)
28	2-Pentylfuran	14	002-EF-G	4.7E-05	0.001	4.70%	YES	U	5.91%
28	2-Pentylfuran	16	002-EF-H	4.7E-05	0.001	4.74%	YES	UY	5.91%
29	2-Heptylfuran	2	001-IN-A	3.6E-05	0.001	3.64%	YES	U	4.47%
29	2-Heptylfuran	4	001-IN-B	3.6E-05	0.001	3.62%	YES	U	4.47%
29	2-Heptylfuran	6	001-IN-C	3.6E-05	0.001	3.58%	YES	U	4.47%
29	2-Heptylfuran	8	001-IN-D	3.6E-05	0.001	3.60%	YES	U	4.47%
29	2-Heptylfuran	10	001-IN-E	3.5E-05	0.001	3.54%	YES	U	4.47%
29	2-Heptylfuran	12	001-IN-F	3.5E-05	0.001	3.45%	YES	U	4.47%
29	2-Heptylfuran	14	001-IN-G	3.6E-05	0.001	3.58%	YES	U	4.47%
29	2-Heptylfuran	16	001-IN-H	3.5E-05	0.001	3.52%	YES	U	4.47%
29	2-Heptylfuran	2	001-EF-A	3.9E-05	0.001	3.85%	YES	U	4.47%
29	2-Heptylfuran	4	001-EF-B	3.8E-05	0.001	3.82%	YES	U	4.47%
29	2-Heptylfuran	6	001-EF-C	3.8E-05	0.001	3.77%	YES	U	4.47%
29	2-Heptylfuran	8	001-EF-D	3.8E-05	0.001	3.79%	YES	U	4.47%
29	2-Heptylfuran	10	001-EF-E	4.5E-05	0.001	4.47%	YES	U	4.47%
29	2-Heptylfuran	12	001-EF-F	3.6E-05	0.001	3.61%	YES	U	4.47%
29	2-Heptylfuran	14	001-EF-G	3.6E-05	0.001	3.59%	YES	U	4.47%
29	2-Heptylfuran	16	001-EF-H	3.6E-05	0.001	3.56%	YES	U	4.47%
29	2-Heptylfuran	2	002-IN-A	3.6E-05	0.001	3.64%	YES	U	4.47%
29	2-Heptylfuran	4	002-IN-B	3.8E-05	0.001	3.79%	YES	U	4.47%
29	2-Heptylfuran	6	002-IN-C	3.8E-05	0.001	3.82%	YES	U	4.47%
29	2-Heptylfuran	8	002-IN-D	3.8E-05	0.001	3.77%	YES	U	4.47%
29	2-Heptylfuran	10	002-IN-E	3.7E-05	0.001	3.73%	YES	U	4.47%
29	2-Heptylfuran	12	002-IN-F	3.7E-05	0.001	3.66%	YES	U	4.47%
29	2-Heptylfuran	14	002-IN-G	3.6E-05	0.001	3.56%	YES	U	4.47%
29	2-Heptylfuran	16	002-IN-H	3.5E-05	0.001	3.51%	YES	U	4.47%
29	2-Heptylfuran	2	002-EF-A	3.8E-05	0.001	3.80%	YES	U	4.47%
29	2-Heptylfuran	4	002-EF-B	3.9E-05	0.001	3.86%	YES	U	4.47%
29	2-Heptylfuran	6	002-EF-C	3.8E-05	0.001	3.85%	YES	U	4.47%
29	2-Heptylfuran	8	002-EF-D	3.8E-05	0.001	3.82%	YES	U	4.47%
29	2-Heptylfuran	10	002-EF-E	3.8E-05	0.001	3.75%	YES	U	4.47%
29	2-Heptylfuran	12	002-EF-F	3.7E-05	0.001	3.75%	YES	U	4.47%
29	2-Heptylfuran	14	002-EF-G	3.6E-05	0.001	3.55%	YES	U	4.47%
29	2-Heptylfuran	16	002-EF-H	3.6E-05	0.001	3.58%	YES	UY	4.47%
30	2-Propylfuran	2	001-IN-A	3.6E-05	0.001	3.63%	YES	U	4.45%
30	2-Propylfuran	4	001-IN-B	3.6E-05	0.001	3.60%	YES	U	4.45%
30	2-Propylfuran	6	001-IN-C	3.6E-05	0.001	3.56%	YES	U	4.45%
30	2-Propylfuran	8	001-IN-D	3.6E-05	0.001	3.58%	YES	U	4.45%
30	2-Propylfuran	10	001-IN-E	3.5E-05	0.001	3.52%	YES	U	4.45%
30	2-Propylfuran	12	001-IN-F	3.4E-05	0.001	3.44%	YES	U	4.45%
30	2-Propylfuran	14	001-IN-G	3.6E-05	0.001	3.57%	YES	U	4.45%
30	2-Propylfuran	16	001-IN-H	3.5E-05	0.001	3.51%	YES	U	4.45%
30	2-Propylfuran	2	001-EF-A	3.8E-05	0.001	3.84%	YES	U	4.45%
30	2-Propylfuran	4	001-EF-B	3.8E-05	0.001	3.81%	YES	U	4.45%
30	2-Propylfuran	6	001-EF-C	3.8E-05	0.001	3.75%	YES	U	4.45%
30	2-Propylfuran	8	001-EF-D	3.8E-05	0.001	3.78%	YES	U	4.45%



Table D.1. SX-101 (continued)

COPC #	Analyte	End Time (h)	Position	Conc. (ppm)	OEL (ppm)	Fraction of OEL	Measurement < DL RL?	Quality Code	Approx. DL RL (%OEL)
30	2-Propylfuran	10	001-EF-E	4.4E-05	0.001	4.45%	YES	U	4.45%
30	2-Propylfuran	12	001-EF-F	3.6E-05	0.001	3.60%	YES	U	4.45%
30	2-Propylfuran	14	001-EF-G	3.6E-05	0.001	3.57%	YES	U	4.45%
30	2-Propylfuran	16	001-EF-H	3.5E-05	0.001	3.54%	YES	U	4.45%
30	2-Propylfuran	2	002-IN-A	3.6E-05	0.001	3.63%	YES	U	4.45%
30	2-Propylfuran	4	002-IN-B	3.8E-05	0.001	3.77%	YES	U	4.45%
30	2-Propylfuran	6	002-IN-C	3.8E-05	0.001	3.81%	YES	U	4.45%
30	2-Propylfuran	8	002-IN-D	3.8E-05	0.001	3.75%	YES	U	4.45%
30	2-Propylfuran	10	002-IN-E	3.7E-05	0.001	3.71%	YES	U	4.45%
30	2-Propylfuran	12	002-IN-F	3.6E-05	0.001	3.64%	YES	U	4.45%
30	2-Propylfuran	14	002-IN-G	3.6E-05	0.001	3.55%	YES	U	4.45%
30	2-Propylfuran	16	002-IN-H	3.5E-05	0.001	3.50%	YES	U	4.45%
30	2-Propylfuran	2	002-EF-A	3.8E-05	0.001	3.79%	YES	U	4.45%
30	2-Propylfuran	4	002-EF-B	3.8E-05	0.001	3.84%	YES	U	4.45%
30	2-Propylfuran	6	002-EF-C	3.8E-05	0.001	3.83%	YES	U	4.45%
30	2-Propylfuran	8	002-EF-D	3.8E-05	0.001	3.80%	YES	U	4.45%
30	2-Propylfuran	10	002-EF-E	3.7E-05	0.001	3.74%	YES	U	4.45%
30	2-Propylfuran	12	002-EF-F	3.7E-05	0.001	3.73%	YES	U	4.45%
30	2-Propylfuran	14	002-EF-G	3.5E-05	0.001	3.54%	YES	U	4.45%
30	2-Propylfuran	16	002-EF-H	3.6E-05	0.001	3.57%	YES	UY	4.45%
34	Diethylphthalate	2	001-IN-A	2.0E-04	0.543	0.037%	YES	U	0.11%
34	Diethylphthalate	4	001-IN-B	1.9E-04	0.543	0.034%	YES	U	0.11%
34	Diethylphthalate	6	001-IN-C	1.7E-04	0.543	0.032%	YES	U	0.11%
34	Diethylphthalate	8	001-IN-D	1.9E-04	0.543	0.036%	YES	U	0.11%
34	Diethylphthalate	10	001-IN-E	2.0E-04	0.543	0.037%	YES	U	0.11%
34	Diethylphthalate	12	001-IN-F	5.9E-04	0.543	0.108%	YES	U	0.11%
34	Diethylphthalate	14	001-IN-G	2.0E-04	0.543	0.037%	YES	U	0.11%
34	Diethylphthalate	16	001-IN-H	2.0E-04	0.543	0.036%	YES	U	0.11%
34	Diethylphthalate	2	001-EF-A	2.0E-04	0.543	0.037%	YES	U	0.11%
34	Diethylphthalate	4	001-EF-B	1.9E-04	0.543	0.035%	YES	U	0.11%
34	Diethylphthalate	6	001-EF-C	1.9E-04	0.543	0.035%	YES	U	0.11%
34	Diethylphthalate	8	001-EF-D	1.9E-04	0.543	0.036%	YES	U	0.11%
34	Diethylphthalate	10	001-EF-E	2.0E-04	0.543	0.036%	YES	U	0.11%
34	Diethylphthalate	12	001-EF-F	1.9E-04	0.543	0.036%	YES	U, S*	0.11%
34	Diethylphthalate	14	001-EF-G	2.0E-04	0.543	0.036%	YES	U	0.11%
34	Diethylphthalate	16	001-EF-H	2.0E-04	0.543	0.037%	YES	U	0.11%
34	Diethylphthalate	2	002-IN-A	1.9E-04	0.543	0.034%	YES	U	0.11%
34	Diethylphthalate	4	002-IN-B	1.9E-04	0.543	0.035%	YES	U	0.11%
34	Diethylphthalate	6	002-IN-C	1.8E-04	0.543	0.034%	YES	U	0.11%
34	Diethylphthalate	8	002-IN-D	2.1E-04	0.543	0.038%	YES	U	0.11%
34	Diethylphthalate	10	002-IN-E	1.8E-04	0.543	0.033%	YES	U	0.11%
34	Diethylphthalate	12	002-IN-F	2.3E-04	0.543	0.042%	YES	U	0.11%
34	Diethylphthalate	14	002-IN-G	2.0E-04	0.543	0.036%	YES	U	0.11%
34	Diethylphthalate	16	002-IN-H	2.1E-04	0.543	0.039%	YES	U	0.11%
34	Diethylphthalate	2	002-EF-A	1.8E-04	0.543	0.034%	YES	U	0.11%
34	Diethylphthalate	4	002-EF-B	1.9E-04	0.543	0.036%	YES	U	0.11%
34	Diethylphthalate	6	002-EF-C	1.9E-04	0.543	0.035%	YES	U	0.11%

Table D.1. SX-101 (continued)

COPC #	Analyte	End Time (h)	Position	Conc. (ppm)	OEL (ppm)	Fraction of OEL	Measurement < DL RL?	Quality Code	Approx. DL RL (%OEL)
34	Diethylphthalate	8	002-EF-D	2.0E-04	0.543	0.038%	YES	U	0.11%
34	Diethylphthalate	10	002-EF-E	2.0E-04	0.543	0.037%	YES	U	0.11%
34	Diethylphthalate	12	002-EF-F	2.0E-04	0.543	0.036%	YES	U, S*	0.11%
34	Diethylphthalate	14	002-EF-G	1.9E-04	0.543	0.036%	YES	U	0.11%
34	Diethylphthalate	16	002-EF-H	1.9E-04	0.543	0.035%	YES	U	0.11%
35	Acetonitrile	2	001-IN-A	4.6E-02	20.000	0.228%			0.0023%
35	Acetonitrile	4	001-IN-B	1.4E-01	20.000	0.725%		E	0.0023%
35	Acetonitrile	6	001-IN-C	6.9E-02	20.000	0.343%		E	0.0023%
35	Acetonitrile	8	001-IN-D	7.9E-02	20.000	0.397%		E	0.0023%
35	Acetonitrile	10	001-IN-E	1.5E-01	20.000	0.757%		E	0.0023%
35	Acetonitrile	12	001-IN-F	9.9E-02	20.000	0.496%		E	0.0023%
35	Acetonitrile	14	001-IN-G	1.4E-01	20.000	0.722%		E	0.0023%
35	Acetonitrile	16	001-IN-H	2.1E-01	20.000	1.05%		E	0.0023%
35	Acetonitrile	2	001-EF-A	3.2E-02	20.000	0.158%			0.0023%
35	Acetonitrile	4	001-EF-B	4.2E-02	20.000	0.209%			0.0023%
35	Acetonitrile	6	001-EF-C	8.2E-02	20.000	0.409%		E	0.0023%
35	Acetonitrile	8	001-EF-D	8.0E-02	20.000	0.399%		E	0.0023%
35	Acetonitrile	10	001-EF-E	8.1E-02	20.000	0.407%		E	0.0023%
35	Acetonitrile	12	001-EF-F	7.3E-02	20.000	0.366%		E	0.0023%
35	Acetonitrile	14	001-EF-G	1.0E-01	20.000	0.499%		E	0.0023%
35	Acetonitrile	16	001-EF-H	7.7E-04	20.000	0.004%		J	0.0023%
35	Acetonitrile	2	002-IN-A	1.2E-01	20.000	0.613%		E	0.0023%
35	Acetonitrile	4	002-IN-B	8.1E-02	20.000	0.404%		E	0.0023%
35	Acetonitrile	6	002-IN-C	2.0E-01	20.000	1.01%		E	0.0023%
35	Acetonitrile	8	002-IN-D	1.3E-01	20.000	0.673%		E	0.0023%
35	Acetonitrile	10	002-IN-E	1.4E-01	20.000	0.705%		E	0.0023%
35	Acetonitrile	12	002-IN-F	1.2E-01	20.000	0.618%		E	0.0023%
35	Acetonitrile	14	002-IN-G	1.4E-01	20.000	0.702%		E	0.0023%
35	Acetonitrile	16	002-IN-H	1.0E-01	20.000	0.516%		E	0.0023%
35	Acetonitrile	2	002-EF-A	5.6E-02	20.000	0.280%			0.0023%
35	Acetonitrile	4	002-EF-B	6.1E-02	20.000	0.306%		E	0.0023%
35	Acetonitrile	6	002-EF-C	1.3E-01	20.000	0.640%		E	0.0023%
35	Acetonitrile	8	002-EF-D	1.3E-01	20.000	0.661%		E	0.0023%
35	Acetonitrile	10	002-EF-E	1.2E-01	20.000	0.618%		E	0.0023%
35	Acetonitrile	12	002-EF-F	1.2E-01	20.000	0.624%		E	0.0023%
35	Acetonitrile	14	002-EF-G	1.3E-01	20.000	0.630%		E	0.0023%
35	Acetonitrile	16	002-EF-H	1.4E-01	20.000	0.712%		E	0.0023%
36	Propanenitrile	2	001-IN-A	1.2E-03	6.000	0.020%		J	0.0061%
36	Propanenitrile	4	001-IN-B	4.3E-03	6.000	0.072%			0.0061%
36	Propanenitrile	6	001-IN-C	4.0E-03	6.000	0.067%			0.0061%
36	Propanenitrile	8	001-IN-D	2.5E-03	6.000	0.042%			0.0061%
36	Propanenitrile	10	001-IN-E	4.6E-03	6.000	0.077%			0.0061%
36	Propanenitrile	12	001-IN-F	4.7E-03	6.000	0.078%			0.0061%
36	Propanenitrile	14	001-IN-G	4.8E-03	6.000	0.081%			0.0061%
36	Propanenitrile	16	001-IN-H	5.5E-03	6.000	0.091%			0.0061%
36	Propanenitrile	2	001-EF-A	3.6E-04	6.000	0.006%	YES	U	0.0061%

Table D.1. SX-101 (continued)

COPC #	Analyte	End Time (h)	Position	Conc. (ppm)	OEL (ppm)	Fraction of OEL	Measurement < DL RL?	Quality Code	Approx. DL RL (%OEL)
36	Propanenitrile	4	001-EF-B	3.4E-04	6.000	0.006%	YES	U	0.0061%
36	Propanenitrile	6	001-EF-C	4.7E-04	6.000	0.008%		J	0.0061%
36	Propanenitrile	8	001-EF-D	3.7E-04	6.000	0.006%		J	0.0061%
36	Propanenitrile	10	001-EF-E	1.1E-03	6.000	0.019%		J	0.0061%
36	Propanenitrile	12	001-EF-F	1.3E-03	6.000	0.022%		J	0.0061%
36	Propanenitrile	14	001-EF-G	8.2E-04	6.000	0.014%		J	0.0061%
36	Propanenitrile	16	001-EF-H	3.7E-04	6.000	0.006%	YES	U	0.0061%
36	Propanenitrile	2	002-IN-A	2.3E-03	6.000	0.038%			0.0061%
36	Propanenitrile	4	002-IN-B	1.8E-03	6.000	0.030%			0.0061%
36	Propanenitrile	6	002-IN-C	3.4E-03	6.000	0.056%			0.0061%
36	Propanenitrile	8	002-IN-D	3.3E-03	6.000	0.055%			0.0061%
36	Propanenitrile	10	002-IN-E	3.7E-03	6.000	0.061%			0.0061%
36	Propanenitrile	12	002-IN-F	2.8E-03	6.000	0.047%			0.0061%
36	Propanenitrile	14	002-IN-G	3.4E-03	6.000	0.056%			0.0061%
36	Propanenitrile	16	002-IN-H	3.3E-03	6.000	0.055%			0.0061%
36	Propanenitrile	2	002-EF-A	3.4E-04	6.000	0.006%	YES	U	0.0061%
36	Propanenitrile	4	002-EF-B	3.4E-04	6.000	0.006%	YES	U	0.0061%
36	Propanenitrile	6	002-EF-C	4.2E-04	6.000	0.007%		J	0.0061%
36	Propanenitrile	8	002-EF-D	6.3E-04	6.000	0.010%		J	0.0061%
36	Propanenitrile	10	002-EF-E	1.1E-03	6.000	0.019%		J	0.0061%
36	Propanenitrile	12	002-EF-F	2.7E-03	6.000	0.046%			0.0061%
36	Propanenitrile	14	002-EF-G	2.6E-03	6.000	0.044%			0.0061%
36	Propanenitrile	16	002-EF-H	3.9E-03	6.000	0.065%			0.0061%
37	Butanenitrile	2	001-IN-A	1.3E-03	8.000	0.016%			0.0021%
37	Butanenitrile	4	001-IN-B	5.2E-03	8.000	0.065%			0.0021%
37	Butanenitrile	6	001-IN-C	4.0E-03	8.000	0.050%			0.0021%
37	Butanenitrile	8	001-IN-D	1.9E-03	8.000	0.024%			0.0021%
37	Butanenitrile	10	001-IN-E	5.4E-03	8.000	0.068%			0.0021%
37	Butanenitrile	12	001-IN-F	3.5E-03	8.000	0.043%			0.0021%
37	Butanenitrile	14	001-IN-G	6.1E-03	8.000	0.077%			0.0021%
37	Butanenitrile	16	001-IN-H	6.0E-03	8.000	0.075%			0.0021%
37	Butanenitrile	2	001-EF-A	1.6E-04	8.000	0.002%	YES	U	0.0021%
37	Butanenitrile	4	001-EF-B	1.5E-04	8.000	0.002%	YES	U	0.0021%
37	Butanenitrile	6	001-EF-C	1.6E-04	8.000	0.002%	YES	U	0.0021%
37	Butanenitrile	8	001-EF-D	1.6E-04	8.000	0.002%	YES	U	0.0021%
37	Butanenitrile	10	001-EF-E	1.6E-04	8.000	0.002%	YES	U	0.0021%
37	Butanenitrile	12	001-EF-F	1.6E-04	8.000	0.002%	YES	U	0.0021%
37	Butanenitrile	14	001-EF-G	1.6E-04	8.000	0.002%	YES	U	0.0021%
37	Butanenitrile	16	001-EF-H	1.7E-04	8.000	0.002%	YES	U	0.0021%
37	Butanenitrile	2	002-IN-A	2.8E-03	8.000	0.035%			0.0021%
37	Butanenitrile	4	002-IN-B	2.4E-03	8.000	0.031%			0.0021%
37	Butanenitrile	6	002-IN-C	3.4E-03	8.000	0.043%			0.0021%
37	Butanenitrile	8	002-IN-D	2.9E-03	8.000	0.036%			0.0021%
37	Butanenitrile	10	002-IN-E	3.5E-03	8.000	0.043%			0.0021%
37	Butanenitrile	12	002-IN-F	2.4E-03	8.000	0.030%			0.0021%
37	Butanenitrile	14	002-IN-G	3.0E-03	8.000	0.038%			0.0021%
37	Butanenitrile	16	002-IN-H	4.2E-03	8.000	0.053%			0.0021%



Table D.1. SX-101 (continued)

COPC #	Analyte	End Time (h)	Position	Conc. (ppm)	OEL (ppm)	Fraction of OEL	Measurement < DL RL?	Quality Code	Approx. DL RL (%OEL)
37	Butanenitrile	2	002-EF-A	1.5E-04	8.000	0.002%	YES	U	0.0021%
37	Butanenitrile	4	002-EF-B	1.5E-04	8.000	0.002%	YES	U	0.0021%
37	Butanenitrile	6	002-EF-C	1.6E-04	8.000	0.002%	YES	U	0.0021%
37	Butanenitrile	8	002-EF-D	1.6E-04	8.000	0.002%	YES	U	0.0021%
37	Butanenitrile	10	002-EF-E	1.6E-04	8.000	0.002%	YES	U	0.0021%
37	Butanenitrile	12	002-EF-F	1.6E-04	8.000	0.002%	YES	U	0.0021%
37	Butanenitrile	14	002-EF-G	1.6E-04	8.000	0.002%	YES	U	0.0021%
37	Butanenitrile	16	002-EF-H	1.5E-04	8.000	0.002%	YES	U	0.0021%
38	Pentanenitrile	2	001-IN-A	8.7E-04	6.000	0.015%			0.0018%
38	Pentanenitrile	4	001-IN-B	2.0E-03	6.000	0.033%		Q	0.0018%
38	Pentanenitrile	6	001-IN-C	9.9E-05	6.000	0.002%	YES	U	0.0018%
38	Pentanenitrile	8	001-IN-D	8.3E-04	6.000	0.014%			0.0018%
38	Pentanenitrile	10	001-IN-E	1.9E-03	6.000	0.032%		Q	0.0018%
38	Pentanenitrile	12	001-IN-F	1.0E-04	6.000	0.002%	YES	U	0.0018%
38	Pentanenitrile	14	001-IN-G	1.9E-03	6.000	0.031%		Q	0.0018%
38	Pentanenitrile	16	001-IN-H	2.1E-03	6.000	0.035%		Q	0.0018%
38	Pentanenitrile	2	001-EF-A	1.0E-04	6.000	0.002%	YES	U	0.0018%
38	Pentanenitrile	4	001-EF-B	1.0E-04	6.000	0.002%	YES	U	0.0018%
38	Pentanenitrile	6	001-EF-C	1.0E-04	6.000	0.002%	YES	QU	0.0018%
38	Pentanenitrile	8	001-EF-D	1.1E-04	6.000	0.002%	YES	U	0.0018%
38	Pentanenitrile	10	001-EF-E	1.0E-04	6.000	0.002%	YES	U	0.0018%
38	Pentanenitrile	12	001-EF-F	1.0E-04	6.000	0.002%	YES	QU	0.0018%
38	Pentanenitrile	14	001-EF-G	1.0E-04	6.000	0.002%	YES	U	0.0018%
38	Pentanenitrile	16	001-EF-H	1.1E-04	6.000	0.002%	YES	U	0.0018%
38	Pentanenitrile	2	002-IN-A	1.1E-03	6.000	0.018%			0.0018%
38	Pentanenitrile	4	002-IN-B	9.8E-05	6.000	0.002%	YES	U	0.0018%
38	Pentanenitrile	6	002-IN-C	1.1E-04	6.000	0.002%	YES	U	0.0018%
38	Pentanenitrile	8	002-IN-D	1.1E-04	6.000	0.002%	YES	U	0.0018%
38	Pentanenitrile	10	002-IN-E	1.1E-04	6.000	0.002%	YES	U	0.0018%
38	Pentanenitrile	12	002-IN-F	1.1E-04	6.000	0.002%	YES	U	0.0018%
38	Pentanenitrile	14	002-IN-G	1.0E-04	6.000	0.002%	YES	U	0.0018%
38	Pentanenitrile	16	002-IN-H	1.9E-03	6.000	0.032%		Q	0.0018%
38	Pentanenitrile	2	002-EF-A	9.9E-05	6.000	0.002%	YES	U	0.0018%
38	Pentanenitrile	4	002-EF-B	9.8E-05	6.000	0.002%	YES	U	0.0018%
38	Pentanenitrile	6	002-EF-C	1.0E-04	6.000	0.002%	YES	U	0.0018%
38	Pentanenitrile	8	002-EF-D	1.0E-04	6.000	0.002%	YES	U	0.0018%
38	Pentanenitrile	10	002-EF-E	1.1E-04	6.000	0.002%	YES	U	0.0018%
38	Pentanenitrile	12	002-EF-F	1.0E-04	6.000	0.002%	YES	U	0.0018%
38	Pentanenitrile	14	002-EF-G	1.0E-04	6.000	0.002%	YES	U	0.0018%
38	Pentanenitrile	16	002-EF-H	9.8E-05	6.000	0.002%	YES	U	0.0018%
39	Hexanenitrile	2	001-IN-A	6.0E-04	6.000	0.010%		J	0.0026%
39	Hexanenitrile	4	001-IN-B	1.4E-04	6.000	0.002%	YES	QU	0.0026%
39	Hexanenitrile	6	001-IN-C	9.0E-04	6.000	0.015%			0.0026%
39	Hexanenitrile	8	001-IN-D	4.7E-04	6.000	0.008%			0.0026%
39	Hexanenitrile	10	001-IN-E	1.5E-04	6.000	0.003%	YES	QU	0.0026%
39	Hexanenitrile	12	001-IN-F	5.6E-04	6.000	0.009%			0.0026%

Table D.1. SX-101 (continued)

COPC #	Analyte	End Time (h)	Position	Conc. (ppm)	OEL (ppm)	Fraction of OEL	Measurement < DL RL?	Quality Code	Approx. DL RL (%OEL)
39	Hexanenitrile	14	001-IN-G	1.5E-04	6.000	0.003%	YES	QU	0.0026%
39	Hexanenitrile	16	001-IN-H	1.5E-04	6.000	0.002%	YES	QU	0.0026%
39	Hexanenitrile	2	001-EF-A	1.5E-04	6.000	0.002%	YES	U	0.0026%
39	Hexanenitrile	4	001-EF-B	1.4E-04	6.000	0.002%	YES	U	0.0026%
39	Hexanenitrile	6	001-EF-C	1.5E-04	6.000	0.002%	YES	QU	0.0026%
39	Hexanenitrile	8	001-EF-D	1.5E-04	6.000	0.002%	YES	U	0.0026%
39	Hexanenitrile	10	001-EF-E	1.5E-04	6.000	0.002%	YES	U	0.0026%
39	Hexanenitrile	12	001-EF-F	1.5E-04	6.000	0.002%	YES	QU	0.0026%
39	Hexanenitrile	14	001-EF-G	1.5E-04	6.000	0.002%	YES	U	0.0026%
39	Hexanenitrile	16	001-EF-H	1.5E-04	6.000	0.003%	YES	U	0.0026%
39	Hexanenitrile	2	002-IN-A	9.9E-04	6.000	0.016%			0.0026%
39	Hexanenitrile	4	002-IN-B	9.0E-04	6.000	0.015%			0.0026%
39	Hexanenitrile	6	002-IN-C	1.1E-03	6.000	0.019%			0.0026%
39	Hexanenitrile	8	002-IN-D	9.4E-04	6.000	0.016%			0.0026%
39	Hexanenitrile	10	002-IN-E	6.3E-04	6.000	0.011%			0.0026%
39	Hexanenitrile	12	002-IN-F	7.9E-04	6.000	0.013%			0.0026%
39	Hexanenitrile	14	002-IN-G	7.7E-04	6.000	0.013%			0.0026%
39	Hexanenitrile	16	002-IN-H	1.5E-04	6.000	0.002%	YES	QU	0.0026%
39	Hexanenitrile	2	002-EF-A	1.4E-04	6.000	0.002%	YES	U	0.0026%
39	Hexanenitrile	4	002-EF-B	1.4E-04	6.000	0.002%	YES	U	0.0026%
39	Hexanenitrile	6	002-EF-C	1.5E-04	6.000	0.002%	YES	U	0.0026%
39	Hexanenitrile	8	002-EF-D	1.5E-04	6.000	0.002%	YES	U	0.0026%
39	Hexanenitrile	10	002-EF-E	1.5E-04	6.000	0.002%	YES	U	0.0026%
39	Hexanenitrile	12	002-EF-F	1.4E-04	6.000	0.002%	YES	U	0.0026%
39	Hexanenitrile	14	002-EF-G	1.4E-04	6.000	0.002%	YES	U	0.0026%
39	Hexanenitrile	16	002-EF-H	1.4E-04	6.000	0.002%	YES	U	0.0026%
43	Ethylamine	2	001-IN-A	4.4E-03	5.000	0.089%	YES		0.26%
43	Ethylamine	4	001-IN-B	4.4E-03	5.000	0.088%	YES		0.26%
43	Ethylamine	6	001-IN-C	4.4E-03	5.000	0.088%	YES		0.26%
43	Ethylamine	8	001-IN-D	4.5E-03	5.000	0.091%	YES		0.26%
43	Ethylamine	10	001-IN-E	4.6E-03	5.000	0.092%	YES		0.26%
43	Ethylamine	12	001-IN-F	1.3E-02	5.000	0.265%	YES		0.26%
43	Ethylamine	14	001-IN-G	4.5E-03	5.000	0.090%	YES		0.26%
43	Ethylamine	16	001-IN-H	4.4E-03	5.000	0.088%	YES		0.26%
43	Ethylamine	2	001-EF-A	4.5E-03	5.000	0.089%	YES		0.26%
43	Ethylamine	4	001-EF-B	4.6E-03	5.000	0.092%	YES		0.26%
43	Ethylamine	6	001-EF-C	4.6E-03	5.000	0.091%	YES		0.26%
43	Ethylamine	8	001-EF-D	4.6E-03	5.000	0.091%	YES		0.26%
43	Ethylamine	10	001-EF-E	4.6E-03	5.000	0.092%	YES		0.26%
43	Ethylamine	12	001-EF-F	4.3E-03	5.000	0.085%	YES		0.26%
43	Ethylamine	14	001-EF-G	4.4E-03	5.000	0.088%	YES		0.26%
43	Ethylamine	16	001-EF-H	4.4E-03	5.000	0.089%	YES		0.26%
43	Ethylamine	2	002-IN-A	4.3E-03	5.000	0.087%	YES		0.26%
43	Ethylamine	4	002-IN-B	4.0E-03	5.000	0.081%	YES		0.26%
43	Ethylamine	6	002-IN-C	4.3E-03	5.000	0.086%	YES		0.26%
43	Ethylamine	8	002-IN-D	4.5E-03	5.000	0.089%	YES		0.26%
43	Ethylamine	10	002-IN-E	4.5E-03	5.000	0.091%	YES		0.26%

Table D.1. SX-101 (continued)

COPC #	Analyte	End Time (h)	Position	Conc. (ppm)	OEL (ppm)	Fraction of OEL	Measurement < DL RL?	Quality Code	Approx. DL RL (%OEL)
43	Ethylamine	12	002-IN-F	4.4E-03	5.000	0.087%	YES		0.26%
43	Ethylamine	14	002-IN-G	4.4E-03	5.000	0.088%	YES		0.26%
43	Ethylamine	16	002-IN-H	4.4E-03	5.000	0.088%	YES		0.26%
43	Ethylamine	2	002-EF-A	4.5E-03	5.000	0.091%	YES		0.26%
43	Ethylamine	4	002-EF-B	4.6E-03	5.000	0.091%	YES		0.26%
43	Ethylamine	6	002-EF-C	4.5E-03	5.000	0.091%	YES		0.26%
43	Ethylamine	8	002-EF-D	4.5E-03	5.000	0.090%	YES		0.26%
43	Ethylamine	10	002-EF-E	4.5E-03	5.000	0.091%	YES		0.26%
43	Ethylamine	12	002-EF-F	4.6E-03	5.000	0.093%	YES		0.26%
43	Ethylamine	14	002-EF-G	4.6E-03	5.000	0.093%	YES		0.26%
43	Ethylamine	16	002-EF-H	4.5E-03	5.000	0.090%	YES		0.26%
44	N-Nitrosodimethylamine	2	001-IN-A	1.1E-02	0.0003	3615%		D	5.53%
44	N-Nitrosodimethylamine	4	001-IN-B	1.1E-02	0.0003	3681%		D	5.53%
44	N-Nitrosodimethylamine	6	001-IN-C	1.2E-02	0.0003	4105%		D	5.53%
44	N-Nitrosodimethylamine	8	001-IN-D	1.3E-02	0.0003	4282%		D	5.53%
44	N-Nitrosodimethylamine	10	001-IN-E	1.4E-02	0.0003	4572%		D	5.53%
44	N-Nitrosodimethylamine	12	001-IN-F	1.3E-02	0.0003	4377%		D	5.53%
44	N-Nitrosodimethylamine	14	001-IN-G	7.3E-03	0.0003	2444%		D	5.53%
44	N-Nitrosodimethylamine	16	001-IN-H	7.0E-03	0.0003	2337%		D	5.53%
44	N-Nitrosodimethylamine	2	001-EF-A	1.6E-05	0.0003	5.49%	YES		5.53%
44	N-Nitrosodimethylamine	4	001-EF-B	1.7E-05	0.0003	5.53%	YES		5.53%
44	N-Nitrosodimethylamine	6	001-EF-C	1.6E-05	0.0003	5.32%	YES		5.53%
44	N-Nitrosodimethylamine	8	001-EF-D	1.6E-05	0.0003	5.39%	YES		5.53%
44	N-Nitrosodimethylamine	10	001-EF-E	1.6E-05	0.0003	5.23%	YES		5.53%
44	N-Nitrosodimethylamine	12	001-EF-F	1.6E-05	0.0003	5.30%	YES		5.53%
44	N-Nitrosodimethylamine	14	001-EF-G	1.6E-05	0.0003	5.43%	YES		5.53%
44	N-Nitrosodimethylamine	16	001-EF-H	1.6E-05	0.0003	5.41%	YES		5.53%
44	N-Nitrosodimethylamine	2	002-IN-A	1.2E-03	0.0003	400%		D	5.53%
44	N-Nitrosodimethylamine	4	002-IN-B	5.5E-03	0.0003	1819%		D	5.53%
44	N-Nitrosodimethylamine	6	002-IN-C	1.3E-02	0.0003	4336%		D	5.53%
44	N-Nitrosodimethylamine	8	002-IN-D	1.4E-02	0.0003	4750%		D	5.53%
44	N-Nitrosodimethylamine	10	002-IN-E	1.4E-02	0.0003	4706%		D	5.53%
44	N-Nitrosodimethylamine	12	002-IN-F	1.1E-02	0.0003	3566%		D	5.53%
44	N-Nitrosodimethylamine	14	002-IN-G	9.7E-03	0.0003	3227%		D	5.53%
44	N-Nitrosodimethylamine	16	002-IN-H	9.1E-03	0.0003	3037%		D	5.53%
44	N-Nitrosodimethylamine	2	002-EF-A	1.5E-05	0.0003	5.11%	YES		5.53%
44	N-Nitrosodimethylamine	4	002-EF-B	1.6E-05	0.0003	5.21%	YES		5.53%
44	N-Nitrosodimethylamine	6	002-EF-C	2.1E-05	0.0003	7.11%			5.53%
44	N-Nitrosodimethylamine	8	002-EF-D	3.7E-05	0.0003	12.4%			5.53%
44	N-Nitrosodimethylamine	10	002-EF-E	1.5E-05	0.0003	4.86%	YES		5.53%
44	N-Nitrosodimethylamine	12	002-EF-F	1.4E-05	0.0003	4.78%	YES		5.53%
44	N-Nitrosodimethylamine	14	002-EF-G	1.5E-05	0.0003	4.98%	YES		5.53%
44	N-Nitrosodimethylamine	16	002-EF-H	1.5E-05	0.0003	4.97%	YES		5.53%
45	N-Nitrosodiethylamine	2	001-IN-A	5.0E-05	0.0001	50.3%			11.3%
45	N-Nitrosodiethylamine	4	001-IN-B	5.0E-05	0.0001	49.9%			11.3%
45	N-Nitrosodiethylamine	6	001-IN-C	5.7E-05	0.0001	56.5%			11.3%

Table D.1. SX-101 (continued)

COPC #	Analyte	End Time (h)	Position	Conc. (ppm)	OEL (ppm)	Fraction of OEL	Measurement < DL RL?	Quality Code	Approx. DL RL (%OEL)
45	N-Nitrosodiethylamine	8	001-IN-D	4.9E-05	0.0001	48.9%			11.3%
45	N-Nitrosodiethylamine	10	001-IN-E	5.6E-05	0.0001	56.0%			11.3%
45	N-Nitrosodiethylamine	12	001-IN-F	5.6E-05	0.0001	56.4%			11.3%
45	N-Nitrosodiethylamine	14	001-IN-G	3.4E-05	0.0001	34.0%			11.3%
45	N-Nitrosodiethylamine	16	001-IN-H	3.3E-05	0.0001	32.9%			11.3%
45	N-Nitrosodiethylamine	2	001-EF-A	1.1E-05	0.0001	10.9%	YES		11.3%
45	N-Nitrosodiethylamine	4	001-EF-B	1.1E-05	0.0001	11.0%	YES		11.3%
45	N-Nitrosodiethylamine	6	001-EF-C	1.1E-05	0.0001	10.6%	YES		11.3%
45	N-Nitrosodiethylamine	8	001-EF-D	1.1E-05	0.0001	10.8%	YES		11.3%
45	N-Nitrosodiethylamine	10	001-EF-E	1.0E-05	0.0001	10.4%	YES		11.3%
45	N-Nitrosodiethylamine	12	001-EF-F	1.1E-05	0.0001	10.6%	YES		11.3%
45	N-Nitrosodiethylamine	14	001-EF-G	1.1E-05	0.0001	10.8%	YES		11.3%
45	N-Nitrosodiethylamine	16	001-EF-H	1.1E-05	0.0001	10.8%	YES		11.3%
45	N-Nitrosodiethylamine	2	002-IN-A	1.5E-05	0.0001	15.2%			11.3%
45	N-Nitrosodiethylamine	4	002-IN-B	2.2E-05	0.0001	22.0%			11.3%
45	N-Nitrosodiethylamine	6	002-IN-C	3.9E-05	0.0001	39.4%			11.3%
45	N-Nitrosodiethylamine	8	002-IN-D	5.5E-05	0.0001	54.6%			11.3%
45	N-Nitrosodiethylamine	10	002-IN-E	4.0E-05	0.0001	40.4%			11.3%
45	N-Nitrosodiethylamine	12	002-IN-F	3.7E-05	0.0001	37.4%			11.3%
45	N-Nitrosodiethylamine	14	002-IN-G	3.9E-05	0.0001	38.8%			11.3%
45	N-Nitrosodiethylamine	16	002-IN-H	3.8E-05	0.0001	38.4%			11.3%
45	N-Nitrosodiethylamine	2	002-EF-A	1.1E-05	0.0001	11.1%	YES		11.3%
45	N-Nitrosodiethylamine	4	002-EF-B	1.1E-05	0.0001	11.3%	YES		11.3%
45	N-Nitrosodiethylamine	6	002-EF-C	1.1E-05	0.0001	11.3%	YES		11.3%
45	N-Nitrosodiethylamine	8	002-EF-D	1.1E-05	0.0001	11.0%	YES		11.3%
45	N-Nitrosodiethylamine	10	002-EF-E	1.1E-05	0.0001	10.6%	YES		11.3%
45	N-Nitrosodiethylamine	12	002-EF-F	1.0E-05	0.0001	10.4%	YES		11.3%
45	N-Nitrosodiethylamine	14	002-EF-G	1.1E-05	0.0001	10.8%	YES		11.3%
45	N-Nitrosodiethylamine	16	002-EF-H	1.1E-05	0.0001	10.8%	YES		11.3%
46	N-Nitrosomethylethylamine	2	001-IN-A	1.6E-04	0.0003	53.0%			4.38%
46	N-Nitrosomethylethylamine	4	001-IN-B	1.6E-04	0.0003	53.4%			4.38%
46	N-Nitrosomethylethylamine	6	001-IN-C	1.8E-04	0.0003	61.5%			4.38%
46	N-Nitrosomethylethylamine	8	001-IN-D	1.7E-04	0.0003	57.7%			4.38%
46	N-Nitrosomethylethylamine	10	001-IN-E	1.9E-04	0.0003	62.2%			4.38%
46	N-Nitrosomethylethylamine	12	001-IN-F	2.1E-04	0.0003	68.5%			4.38%
46	N-Nitrosomethylethylamine	14	001-IN-G	1.2E-04	0.0003	40.6%			4.38%
46	N-Nitrosomethylethylamine	16	001-IN-H	1.2E-04	0.0003	38.9%			4.38%
46	N-Nitrosomethylethylamine	2	001-EF-A	1.3E-05	0.0003	4.23%	YES		4.38%
46	N-Nitrosomethylethylamine	4	001-EF-B	1.3E-05	0.0003	4.26%	YES		4.38%
46	N-Nitrosomethylethylamine	6	001-EF-C	1.2E-05	0.0003	4.10%	YES		4.38%
46	N-Nitrosomethylethylamine	8	001-EF-D	1.2E-05	0.0003	4.15%	YES		4.38%
46	N-Nitrosomethylethylamine	10	001-EF-E	1.2E-05	0.0003	4.03%	YES		4.38%
46	N-Nitrosomethylethylamine	12	001-EF-F	1.2E-05	0.0003	4.08%	YES		4.38%
46	N-Nitrosomethylethylamine	14	001-EF-G	1.3E-05	0.0003	4.19%	YES		4.38%
46	N-Nitrosomethylethylamine	16	001-EF-H	1.3E-05	0.0003	4.17%	YES		4.38%
46	N-Nitrosomethylethylamine	2	002-IN-A	3.1E-05	0.0003	10.2%			4.38%
46	N-Nitrosomethylethylamine	4	002-IN-B	6.7E-05	0.0003	22.3%			4.38%

Table D.1. SX-101 (continued)

COPC #	Analyte	End Time (h)	Position	Conc. (ppm)	OEL (ppm)	Fraction of OEL	Measurement < DL RL?	Quality Code	Approx. DL RL (%OEL)
46	N-Nitrosomethylethylamine	6	002-IN-C	1.5E-04	0.0003	49.0%			4.38%
46	N-Nitrosomethylethylamine	8	002-IN-D	1.8E-04	0.0003	61.4%			4.38%
46	N-Nitrosomethylethylamine	10	002-IN-E	1.0E-04	0.0003	34.6%			4.38%
46	N-Nitrosomethylethylamine	12	002-IN-F	1.3E-04	0.0003	42.6%			4.38%
46	N-Nitrosomethylethylamine	14	002-IN-G	1.3E-04	0.0003	44.2%			4.38%
46	N-Nitrosomethylethylamine	16	002-IN-H	1.3E-04	0.0003	44.9%			4.38%
46	N-Nitrosomethylethylamine	2	002-EF-A	1.3E-05	0.0003	4.29%	YES		4.38%
46	N-Nitrosomethylethylamine	4	002-EF-B	1.3E-05	0.0003	4.38%	YES		4.38%
46	N-Nitrosomethylethylamine	6	002-EF-C	1.3E-05	0.0003	4.38%	YES		4.38%
46	N-Nitrosomethylethylamine	8	002-EF-D	1.3E-05	0.0003	4.24%	YES		4.38%
46	N-Nitrosomethylethylamine	10	002-EF-E	1.2E-05	0.0003	4.08%	YES		4.38%
46	N-Nitrosomethylethylamine	12	002-EF-F	1.2E-05	0.0003	4.02%	YES		4.38%
46	N-Nitrosomethylethylamine	14	002-EF-G	1.3E-05	0.0003	4.19%	YES		4.38%
46	N-Nitrosomethylethylamine	16	002-EF-H	1.3E-05	0.0003	4.18%	YES		4.38%
47	N-Nitrosomorpholine	2	001-IN-A	3.0E-05	0.001	4.96%			1.62%
47	N-Nitrosomorpholine	4	001-IN-B	4.4E-05	0.001	7.32%			1.62%
47	N-Nitrosomorpholine	6	001-IN-C	3.8E-05	0.001	6.32%			1.62%
47	N-Nitrosomorpholine	8	001-IN-D	2.8E-05	0.001	4.60%			1.62%
47	N-Nitrosomorpholine	10	001-IN-E	1.4E-05	0.001	2.35%			1.62%
47	N-Nitrosomorpholine	12	001-IN-F	1.2E-05	0.001	2.07%			1.62%
47	N-Nitrosomorpholine	14	001-IN-G	9.7E-06	0.001	1.61%	YES		1.62%
47	N-Nitrosomorpholine	16	001-IN-H	9.6E-06	0.001	1.61%	YES		1.62%
47	N-Nitrosomorpholine	2	001-EF-A	9.6E-06	0.001	1.60%	YES		1.62%
47	N-Nitrosomorpholine	4	001-EF-B	9.7E-06	0.001	1.62%	YES		1.62%
47	N-Nitrosomorpholine	6	001-EF-C	9.3E-06	0.001	1.56%	YES		1.62%
47	N-Nitrosomorpholine	8	001-EF-D	9.5E-06	0.001	1.58%	YES		1.62%
47	N-Nitrosomorpholine	10	001-EF-E	9.2E-06	0.001	1.53%	YES		1.62%
47	N-Nitrosomorpholine	12	001-EF-F	9.3E-06	0.001	1.55%	YES		1.62%
47	N-Nitrosomorpholine	14	001-EF-G	9.5E-06	0.001	1.59%	YES		1.62%
47	N-Nitrosomorpholine	16	001-EF-H	9.5E-06	0.001	1.58%	YES		1.62%
47	N-Nitrosomorpholine	2	002-IN-A	8.3E-06	0.001	1.39%	YES		1.62%
47	N-Nitrosomorpholine	4	002-IN-B	1.8E-05	0.001	2.95%			1.62%
47	N-Nitrosomorpholine	6	002-IN-C	5.2E-05	0.001	8.59%			1.62%
47	N-Nitrosomorpholine	8	002-IN-D	3.9E-05	0.001	6.58%			1.62%
47	N-Nitrosomorpholine	10	002-IN-E	3.5E-05	0.001	5.77%			1.62%
47	N-Nitrosomorpholine	12	002-IN-F	2.8E-05	0.001	4.62%			1.62%
47	N-Nitrosomorpholine	14	002-IN-G	2.2E-05	0.001	3.65%			1.62%
47	N-Nitrosomorpholine	16	002-IN-H	1.4E-05	0.001	2.31%			1.62%
47	N-Nitrosomorpholine	2	002-EF-A	8.9E-06	0.001	1.48%	YES		1.62%
47	N-Nitrosomorpholine	4	002-EF-B	9.1E-06	0.001	1.51%	YES		1.62%
47	N-Nitrosomorpholine	6	002-EF-C	9.1E-06	0.001	1.51%	YES		1.62%
47	N-Nitrosomorpholine	8	002-EF-D	8.8E-06	0.001	1.46%	YES		1.62%
47	N-Nitrosomorpholine	10	002-EF-E	8.5E-06	0.001	1.41%	YES		1.62%
47	N-Nitrosomorpholine	12	002-EF-F	8.3E-06	0.001	1.38%	YES		1.62%
47	N-Nitrosomorpholine	14	002-EF-G	8.7E-06	0.001	1.44%	YES		1.62%
47	N-Nitrosomorpholine	16	002-EF-H	8.6E-06	0.001	1.44%	YES		1.62%

Table D.1. SX-101 (continued)

COPC #	Analyte	End Time (h)	Position	Conc. (ppm)	OEL (ppm)	Fraction of OEL	Measurement < DL RL?	Quality Code	Approx. DL RL (%OEL)
48	Tributyl phosphate	2	001-IN-A	1.3E-04	0.200	0.067%	YES	U	0.20%
48	Tributyl phosphate	4	001-IN-B	1.2E-04	0.200	0.062%	YES	U	0.20%
48	Tributyl phosphate	6	001-IN-C	1.1E-04	0.200	0.057%	YES	U	0.20%
48	Tributyl phosphate	8	001-IN-D	1.3E-04	0.200	0.064%	YES	U	0.20%
48	Tributyl phosphate	10	001-IN-E	1.3E-04	0.200	0.067%	YES	U	0.20%
48	Tributyl phosphate	12	001-IN-F	3.9E-04	0.200	0.196%	YES	U	0.20%
48	Tributyl phosphate	14	001-IN-G	1.3E-04	0.200	0.067%	YES	U	0.20%
48	Tributyl phosphate	16	001-IN-H	1.3E-04	0.200	0.066%	YES	U	0.20%
48	Tributyl phosphate	2	001-EF-A	1.3E-04	0.200	0.067%	YES	U	0.20%
48	Tributyl phosphate	4	001-EF-B	1.3E-04	0.200	0.063%	YES	U	0.20%
48	Tributyl phosphate	6	001-EF-C	1.3E-04	0.200	0.063%	YES	U	0.20%
48	Tributyl phosphate	8	001-EF-D	1.3E-04	0.200	0.065%	YES	U	0.20%
48	Tributyl phosphate	10	001-EF-E	1.3E-04	0.200	0.066%	YES	U	0.20%
48	Tributyl phosphate	12	001-EF-F	1.3E-04	0.200	0.065%	YES	U, S*	0.20%
48	Tributyl phosphate	14	001-EF-G	1.3E-04	0.200	0.066%	YES	U	0.20%
48	Tributyl phosphate	16	001-EF-H	1.3E-04	0.200	0.067%	YES	U	0.20%
48	Tributyl phosphate	2	002-IN-A	1.2E-04	0.200	0.062%	YES	U	0.20%
48	Tributyl phosphate	4	002-IN-B	1.3E-04	0.200	0.063%	YES	U	0.20%
48	Tributyl phosphate	6	002-IN-C	1.2E-04	0.200	0.061%	YES	U	0.20%
48	Tributyl phosphate	8	002-IN-D	1.4E-04	0.200	0.069%	YES	U	0.20%
48	Tributyl phosphate	10	002-IN-E	1.2E-04	0.200	0.059%	YES	U	0.20%
48	Tributyl phosphate	12	002-IN-F	1.5E-04	0.200	0.076%	YES	QU	0.20%
48	Tributyl phosphate	14	002-IN-G	1.3E-04	0.200	0.066%	YES	U	0.20%
48	Tributyl phosphate	16	002-IN-H	1.4E-04	0.200	0.070%	YES	U	0.20%
48	Tributyl phosphate	2	002-EF-A	1.2E-04	0.200	0.062%	YES	U	0.20%
48	Tributyl phosphate	4	002-EF-B	1.3E-04	0.200	0.065%	YES	U	0.20%
48	Tributyl phosphate	6	002-EF-C	1.3E-04	0.200	0.063%	YES	U	0.20%
48	Tributyl phosphate	8	002-EF-D	1.4E-04	0.200	0.068%	YES	U	0.20%
48	Tributyl phosphate	10	002-EF-E	1.3E-04	0.200	0.067%	YES	U	0.20%
48	Tributyl phosphate	12	002-EF-F	1.3E-04	0.200	0.065%	YES	U, S*	0.20%
48	Tributyl phosphate	14	002-EF-G	1.3E-04	0.200	0.065%	YES	U	0.20%
48	Tributyl phosphate	16	002-EF-H	1.3E-04	0.200	0.063%	YES	U	0.20%
49	Dibutyl butylphosphonate	2	001-IN-A	9.1E-05	0.007	1.30%	YES	U	3.82%
49	Dibutyl butylphosphonate	4	001-IN-B	8.5E-05	0.007	1.22%	YES	U	3.82%
49	Dibutyl butylphosphonate	6	001-IN-C	7.8E-05	0.007	1.12%	YES	U	3.82%
49	Dibutyl butylphosphonate	8	001-IN-D	8.8E-05	0.007	1.26%	YES	U	3.82%
49	Dibutyl butylphosphonate	10	001-IN-E	9.2E-05	0.007	1.31%	YES	U	3.82%
49	Dibutyl butylphosphonate	12	001-IN-F	2.7E-04	0.007	3.82%	YES	U	3.82%
49	Dibutyl butylphosphonate	14	001-IN-G	9.1E-05	0.007	1.30%	YES	U	3.82%
49	Dibutyl butylphosphonate	16	001-IN-H	9.0E-05	0.007	1.28%	YES	U	3.82%
49	Dibutyl butylphosphonate	2	001-EF-A	9.1E-05	0.007	1.30%	YES	U	3.82%
49	Dibutyl butylphosphonate	4	001-EF-B	8.6E-05	0.007	1.23%	YES	U	3.82%
49	Dibutyl butylphosphonate	6	001-EF-C	8.6E-05	0.007	1.23%	YES	U	3.82%
49	Dibutyl butylphosphonate	8	001-EF-D	8.9E-05	0.007	1.27%	YES	U	3.82%
49	Dibutyl butylphosphonate	10	001-EF-E	9.0E-05	0.007	1.29%	YES	U	3.82%
49	Dibutyl butylphosphonate	12	001-EF-F	8.9E-05	0.007	1.27%	YES	U, S*	3.82%
49	Dibutyl butylphosphonate	14	001-EF-G	9.0E-05	0.007	1.29%	YES	U	3.82%

Table D.1. SX-101 (continued)

COPC #	Analyte	End Time (h)	Position	Conc. (ppm)	OEL (ppm)	Fraction of OEL	Measurement < DL RL?	Quality Code	Approx. DL RL (%OEL)
49	Dibutyl butylphosphonate	16	001-EF-H	9.1E-05	0.007	1.30%	YES	U	3.82%
49	Dibutyl butylphosphonate	2	002-IN-A	8.5E-05	0.007	1.21%	YES	U	3.82%
49	Dibutyl butylphosphonate	4	002-IN-B	8.6E-05	0.007	1.23%	YES	U	3.82%
49	Dibutyl butylphosphonate	6	002-IN-C	8.4E-05	0.007	1.19%	YES	U	3.82%
49	Dibutyl butylphosphonate	8	002-IN-D	9.5E-05	0.007	1.36%	YES	U	3.82%
49	Dibutyl butylphosphonate	10	002-IN-E	8.1E-05	0.007	1.15%	YES	U	3.82%
49	Dibutyl butylphosphonate	12	002-IN-F	1.0E-04	0.007	1.48%	YES	U	3.82%
49	Dibutyl butylphosphonate	14	002-IN-G	9.0E-05	0.007	1.29%	YES	U	3.82%
49	Dibutyl butylphosphonate	16	002-IN-H	9.6E-05	0.007	1.37%	YES	U	3.82%
49	Dibutyl butylphosphonate	2	002-EF-A	8.4E-05	0.007	1.21%	YES	U	3.82%
49	Dibutyl butylphosphonate	4	002-EF-B	8.9E-05	0.007	1.27%	YES	U	3.82%
49	Dibutyl butylphosphonate	6	002-EF-C	8.6E-05	0.007	1.23%	YES	U	3.82%
49	Dibutyl butylphosphonate	8	002-EF-D	9.3E-05	0.007	1.33%	YES	U	3.82%
49	Dibutyl butylphosphonate	10	002-EF-E	9.2E-05	0.007	1.31%	YES	U	3.82%
49	Dibutyl butylphosphonate	12	002-EF-F	8.9E-05	0.007	1.28%	YES	U, S*	3.82%
49	Dibutyl butylphosphonate	14	002-EF-G	8.9E-05	0.007	1.27%	YES	U	3.82%
49	Dibutyl butylphosphonate	16	002-EF-H	8.6E-05	0.007	1.23%	YES	U	3.82%
52	Pyridine	2	001-IN-A	5.7E-04	1.000	0.057%		J	0.016%
52	Pyridine	4	001-IN-B	1.4E-04	1.000	0.014%	YES	U	0.016%
52	Pyridine	6	001-IN-C	7.4E-04	1.000	0.074%			0.016%
52	Pyridine	8	001-IN-D	1.5E-04	1.000	0.015%	YES	U	0.016%
52	Pyridine	10	001-IN-E	1.5E-04	1.000	0.015%	YES	U	0.016%
52	Pyridine	12	001-IN-F	1.4E-04	1.000	0.014%	YES	U	0.016%
52	Pyridine	14	001-IN-G	1.6E-04	1.000	0.016%	YES	U	0.016%
52	Pyridine	16	001-IN-H	6.5E-04	1.000	0.065%		J	0.016%
52	Pyridine	2	001-EF-A	1.5E-04	1.000	0.015%	YES	U	0.016%
52	Pyridine	4	001-EF-B	1.4E-04	1.000	0.014%	YES	U	0.016%
52	Pyridine	6	001-EF-C	1.5E-04	1.000	0.015%	YES	U	0.016%
52	Pyridine	8	001-EF-D	1.5E-04	1.000	0.015%	YES	U	0.016%
52	Pyridine	10	001-EF-E	1.5E-04	1.000	0.015%	YES	U	0.016%
52	Pyridine	12	001-EF-F	1.5E-04	1.000	0.015%	YES	U	0.016%
52	Pyridine	14	001-EF-G	1.5E-04	1.000	0.015%	YES	U	0.016%
52	Pyridine	16	001-EF-H	1.5E-04	1.000	0.015%	YES	U	0.016%
52	Pyridine	2	002-IN-A	5.8E-04	1.000	0.058%		J	0.016%
52	Pyridine	4	002-IN-B	1.4E-04	1.000	0.014%	YES	U	0.016%
52	Pyridine	6	002-IN-C	1.5E-04	1.000	0.015%	YES	U	0.016%
52	Pyridine	8	002-IN-D	1.6E-04	1.000	0.016%	YES	U	0.016%
52	Pyridine	10	002-IN-E	1.5E-04	1.000	0.015%	YES	U	0.016%
52	Pyridine	12	002-IN-F	1.5E-04	1.000	0.015%	YES	U	0.016%
52	Pyridine	14	002-IN-G	1.5E-04	1.000	0.015%	YES	U	0.016%
52	Pyridine	16	002-IN-H	1.5E-04	1.000	0.015%	YES	U	0.016%
52	Pyridine	2	002-EF-A	1.4E-04	1.000	0.014%	YES	U	0.016%
52	Pyridine	4	002-EF-B	1.4E-04	1.000	0.014%	YES	U	0.016%
52	Pyridine	6	002-EF-C	1.5E-04	1.000	0.015%	YES	U	0.016%
52	Pyridine	8	002-EF-D	1.5E-04	1.000	0.015%	YES	U	0.016%
52	Pyridine	10	002-EF-E	1.5E-04	1.000	0.015%	YES	U	0.016%
52	Pyridine	12	002-EF-F	1.4E-04	1.000	0.014%	YES	U	0.016%



Table D.1. SX-101 (continued)

COPC #	Analyte	End Time (h)	Position	Conc. (ppm)	OEL (ppm)	Fraction of OEL	Measurement < DL RL?	Quality Code	Approx. DL RL (%OEL)
52	Pyridine	14	002-EF-G	1.4E-04	1.000	0.014%	YES	U	0.016%
52	Pyridine	16	002-EF-H	1.4E-04	1.000	0.014%	YES	U	0.016%
53	2,4-Dimethylpyridine	2	001-IN-A	2.0E-04	0.500	0.041%	YES	U	0.044%
53	2,4-Dimethylpyridine	4	001-IN-B	2.0E-04	0.500	0.040%	YES	QU	0.044%
53	2,4-Dimethylpyridine	6	001-IN-C	2.0E-04	0.500	0.039%	YES	U	0.044%
53	2,4-Dimethylpyridine	8	001-IN-D	2.1E-04	0.500	0.042%	YES	U	0.044%
53	2,4-Dimethylpyridine	10	001-IN-E	2.1E-04	0.500	0.043%	YES	QU	0.044%
53	2,4-Dimethylpyridine	12	001-IN-F	2.0E-04	0.500	0.040%	YES	U	0.044%
53	2,4-Dimethylpyridine	14	001-IN-G	2.2E-04	0.500	0.044%	YES	QU	0.044%
53	2,4-Dimethylpyridine	16	001-IN-H	2.1E-04	0.500	0.041%	YES	QU	0.044%
53	2,4-Dimethylpyridine	2	001-EF-A	2.1E-04	0.500	0.042%	YES	U	0.044%
53	2,4-Dimethylpyridine	4	001-EF-B	2.0E-04	0.500	0.040%	YES	U	0.044%
53	2,4-Dimethylpyridine	6	001-EF-C	2.1E-04	0.500	0.042%	YES	QU	0.044%
53	2,4-Dimethylpyridine	8	001-EF-D	2.1E-04	0.500	0.042%	YES	U	0.044%
53	2,4-Dimethylpyridine	10	001-EF-E	2.1E-04	0.500	0.042%	YES	U	0.044%
53	2,4-Dimethylpyridine	12	001-EF-F	2.1E-04	0.500	0.041%	YES	QU	0.044%
53	2,4-Dimethylpyridine	14	001-EF-G	2.1E-04	0.500	0.042%	YES	U	0.044%
53	2,4-Dimethylpyridine	16	001-EF-H	2.1E-04	0.500	0.043%	YES	U	0.044%
53	2,4-Dimethylpyridine	2	002-IN-A	2.0E-04	0.500	0.040%	YES	U	0.044%
53	2,4-Dimethylpyridine	4	002-IN-B	2.0E-04	0.500	0.039%	YES	U	0.044%
53	2,4-Dimethylpyridine	6	002-IN-C	2.1E-04	0.500	0.043%	YES	U	0.044%
53	2,4-Dimethylpyridine	8	002-IN-D	2.2E-04	0.500	0.044%	YES	U	0.044%
53	2,4-Dimethylpyridine	10	002-IN-E	2.1E-04	0.500	0.042%	YES	U	0.044%
53	2,4-Dimethylpyridine	12	002-IN-F	2.2E-04	0.500	0.043%	YES	U	0.044%
53	2,4-Dimethylpyridine	14	002-IN-G	2.1E-04	0.500	0.042%	YES	U	0.044%
53	2,4-Dimethylpyridine	16	002-IN-H	2.1E-04	0.500	0.042%	YES	QU	0.044%
53	2,4-Dimethylpyridine	2	002-EF-A	2.0E-04	0.500	0.040%	YES	U	0.044%
53	2,4-Dimethylpyridine	4	002-EF-B	2.0E-04	0.500	0.039%	YES	U	0.044%
53	2,4-Dimethylpyridine	6	002-EF-C	2.1E-04	0.500	0.042%	YES	U	0.044%
53	2,4-Dimethylpyridine	8	002-EF-D	2.1E-04	0.500	0.041%	YES	U	0.044%
53	2,4-Dimethylpyridine	10	002-EF-E	2.1E-04	0.500	0.042%	YES	U	0.044%
53	2,4-Dimethylpyridine	12	002-EF-F	2.0E-04	0.500	0.041%	YES	U	0.044%
53	2,4-Dimethylpyridine	14	002-EF-G	2.0E-04	0.500	0.040%	YES	U	0.044%
53	2,4-Dimethylpyridine	16	002-EF-H	2.0E-04	0.500	0.039%	YES	U	0.044%

Data below is obtained through secondary analysis methods

16	Butanal/Butyraldehyde	2	001-IN-A	6.3E-02	25.000	0.252%			0.0029%
16	Butanal/Butyraldehyde	4	001-IN-B	6.6E-02	25.000	0.262%			0.0029%
16	Butanal/Butyraldehyde	6	001-IN-C	6.5E-02	25.000	0.262%			0.0029%
16	Butanal/Butyraldehyde	8	001-IN-D	6.6E-02	25.000	0.264%			0.0029%
16	Butanal/Butyraldehyde	10	001-IN-E	7.4E-02	25.000	0.297%			0.0029%
16	Butanal/Butyraldehyde	12	001-IN-F	7.2E-02	25.000	0.287%			0.0029%
16	Butanal/Butyraldehyde	14	001-IN-G	6.9E-02	25.000	0.274%			0.0029%
16	Butanal/Butyraldehyde	16	001-IN-H	7.4E-02	25.000	0.294%			0.0029%
16	Butanal/Butyraldehyde	2	001-EF-A	7.0E-04	25.000	0.003%	YES		0.0029%
16	Butanal/Butyraldehyde	4	001-EF-B	7.2E-04	25.000	0.003%	YES		0.0029%



Table D.1. SX-101 (continued)

COPC #	Analyte	End Time (h)	Position	Conc. (ppm)	OEL (ppm)	Fraction of OEL	Measurement < DL RL?	Quality Code	Approx. DL RL (%OEL)
16	Butanal/Butyraldehyde	6	001-EF-C	7.0E-04	25.000	0.003%	YES		0.0029%
16	Butanal/Butyraldehyde	8	001-EF-D	6.9E-04	25.000	0.003%	YES		0.0029%
16	Butanal/Butyraldehyde	10	001-EF-E	7.0E-04	25.000	0.003%	YES		0.0029%
16	Butanal/Butyraldehyde	12	001-EF-F	7.0E-04	25.000	0.003%	YES		0.0029%
16	Butanal/Butyraldehyde	14	001-EF-G	6.9E-04	25.000	0.003%	YES		0.0029%
16	Butanal/Butyraldehyde	16	001-EF-H	6.9E-04	25.000	0.003%	YES		0.0029%
16	Butanal/Butyraldehyde	2	002-IN-A	6.6E-02	25.000	0.266%			0.0029%
16	Butanal/Butyraldehyde	4	002-IN-B	5.3E-02	25.000	0.212%			0.0029%
16	Butanal/Butyraldehyde	6	002-IN-C	6.8E-02	25.000	0.274%			0.0029%
16	Butanal/Butyraldehyde	8	002-IN-D	6.1E-02	25.000	0.243%			0.0029%
16	Butanal/Butyraldehyde	10	002-IN-E	6.0E-02	25.000	0.240%			0.0029%
16	Butanal/Butyraldehyde	12	002-IN-F	6.0E-02	25.000	0.241%			0.0029%
16	Butanal/Butyraldehyde	14	002-IN-G	6.1E-02	25.000	0.243%			0.0029%
16	Butanal/Butyraldehyde	16	002-IN-H	7.0E-04	25.000	0.003%	YES		0.0029%
16	Butanal/Butyraldehyde	2	002-EF-A	6.9E-04	25.000	0.003%	YES		0.0029%
16	Butanal/Butyraldehyde	4	002-EF-B	6.9E-04	25.000	0.003%	YES		0.0029%
16	Butanal/Butyraldehyde	6	002-EF-C	6.9E-04	25.000	0.003%	YES		0.0029%
16	Butanal/Butyraldehyde	8	002-EF-D	7.1E-04	25.000	0.003%	YES		0.0029%
16	Butanal/Butyraldehyde	10	002-EF-E	7.0E-04	25.000	0.003%	YES		0.0029%
16	Butanal/Butyraldehyde	12	002-EF-F	7.0E-04	25.000	0.003%	YES		0.0029%
16	Butanal/Butyraldehyde	14	002-EF-G	7.0E-04	25.000	0.003%	YES		0.0029%
16	Butanal/Butyraldehyde	16	002-EF-H	7.0E-04	25.00	0.003%	YES		0.0029%
20	Furan	2	001-IN-A	1.1E-03	0.001	106%			28.7%
20	Furan	4	001-IN-B	5.5E-04	0.001	55.1%			28.7%
20	Furan	6	001-IN-C	9.5E-04	0.001	94.7%			28.7%
20	Furan	8	001-IN-D	1.4E-03	0.001	138%			28.7%
20	Furan	10	001-IN-E	5.4E-04	0.001	54.0%			28.7%
20	Furan	12	001-IN-F	6.4E-04	0.001	64.3%			28.7%
20	Furan	14	001-IN-G	2.9E-04	0.001	28.7%	YES	U	28.7%
20	Furan	16	001-IN-H	4.2E-04	0.001	41.7%		J	28.7%
20	Furan	2	001-EF-A	2.7E-04	0.001	27.3%	YES	U	28.7%
20	Furan	4	001-EF-B	2.6E-04	0.001	26.1%	YES	U	28.7%
20	Furan	6	001-EF-C	2.7E-04	0.001	27.4%	YES	U	28.7%
20	Furan	8	001-EF-D	2.8E-04	0.001	27.8%	YES	U	28.7%
20	Furan	10	001-EF-E	2.7E-04	0.001	27.3%	YES	U	28.7%
20	Furan	12	001-EF-F	2.7E-04	0.001	27.0%	YES	U	28.7%
20	Furan	14	001-EF-G	2.7E-04	0.001	27.4%	YES	U	28.7%
20	Furan	16	001-EF-H	2.8E-04	0.001	28.0%	YES	U	28.7%
20	Furan	2	002-IN-A	8.8E-04	0.001	88.1%		J	28.7%
20	Furan	4	002-IN-B	7.9E-04	0.001	78.7%			28.7%
20	Furan	6	002-IN-C	1.7E-03	0.001	169%			28.7%
20	Furan	8	002-IN-D	6.3E-04	0.001	63.0%			28.7%
20	Furan	10	002-IN-E	6.7E-04	0.001	67.4%			28.7%
20	Furan	12	002-IN-F	5.3E-04	0.001	52.9%			28.7%
20	Furan	14	002-IN-G	7.0E-04	0.001	70.1%			28.7%
20	Furan	16	002-IN-H	2.7E-04	0.001	27.4%	YES	U	28.7%
20	Furan	2	002-EF-A	2.6E-04	0.001	26.0%	YES	U	28.7%

Table D.1. SX-101 (continued)

COPC #	Analyte	End Time (h)	Position	Conc. (ppm)	OEL (ppm)	Fraction of OEL	Measurement < DL RL?	Quality Code	Approx. DL RL (%OEL)
20	Furan	4	002-EF-B	2.6E-04	0.001	25.8%	YES	U	28.7%
20	Furan	6	002-EF-C	2.7E-04	0.001	27.2%	YES	U	28.7%
20	Furan	8	002-EF-D	2.7E-04	0.001	27.2%	YES	U	28.7%
20	Furan	10	002-EF-E	2.8E-04	0.001	27.6%	YES	U	28.7%
20	Furan	12	002-EF-F	2.7E-04	0.001	26.6%	YES	U	28.7%
20	Furan	14	002-EF-G	2.7E-04	0.001	26.5%	YES	U	28.7%
20	Furan	16	002-EF-H	2.6E-04	0.00	25.8%	YES	U	28.7%
22	2,5-Dihydrofuran	2	001-IN-A	4.9E-04	0.001	49.1%	YES	U	53.0%
22	2,5-Dihydrofuran	4	001-IN-B	4.8E-04	0.001	48.4%	YES	U	53.0%
22	2,5-Dihydrofuran	6	001-IN-C	4.8E-04	0.001	47.7%	YES	U	53.0%
22	2,5-Dihydrofuran	8	001-IN-D	5.1E-04	0.001	51.0%	YES	U	53.0%
22	2,5-Dihydrofuran	10	001-IN-E	5.2E-04	0.001	51.6%	YES	U	53.0%
22	2,5-Dihydrofuran	12	001-IN-F	4.9E-04	0.001	48.7%	YES	U	53.0%
22	2,5-Dihydrofuran	14	001-IN-G	5.3E-04	0.001	53.0%	YES	U	53.0%
22	2,5-Dihydrofuran	16	001-IN-H	5.0E-04	0.001	50.2%	YES	U	53.0%
22	2,5-Dihydrofuran	2	001-EF-A	5.0E-04	0.001	50.4%	YES	U	53.0%
22	2,5-Dihydrofuran	4	001-EF-B	4.8E-04	0.001	48.2%	YES	U	53.0%
22	2,5-Dihydrofuran	6	001-EF-C	5.1E-04	0.001	50.6%	YES	U	53.0%
22	2,5-Dihydrofuran	8	001-EF-D	5.1E-04	0.001	51.2%	YES	U	53.0%
22	2,5-Dihydrofuran	10	001-EF-E	5.0E-04	0.001	50.3%	YES	U	53.0%
22	2,5-Dihydrofuran	12	001-EF-F	5.0E-04	0.001	49.9%	YES	U	53.0%
22	2,5-Dihydrofuran	14	001-EF-G	5.1E-04	0.001	50.5%	YES	U	53.0%
22	2,5-Dihydrofuran	16	001-EF-H	5.2E-04	0.001	51.6%	YES	U	53.0%
22	2,5-Dihydrofuran	2	002-IN-A	4.9E-04	0.001	48.8%	YES	U	53.0%
22	2,5-Dihydrofuran	4	002-IN-B	4.7E-04	0.001	47.4%	YES	U	53.0%
22	2,5-Dihydrofuran	6	002-IN-C	5.2E-04	0.001	51.9%	YES	U	53.0%
22	2,5-Dihydrofuran	8	002-IN-D	5.3E-04	0.001	52.9%	YES	U	53.0%
22	2,5-Dihydrofuran	10	002-IN-E	5.1E-04	0.001	51.1%	YES	U	53.0%
22	2,5-Dihydrofuran	12	002-IN-F	5.2E-04	0.001	52.3%	YES	U	53.0%
22	2,5-Dihydrofuran	14	002-IN-G	5.0E-04	0.001	50.4%	YES	U	53.0%
22	2,5-Dihydrofuran	16	002-IN-H	5.1E-04	0.001	50.6%	YES	U	53.0%
22	2,5-Dihydrofuran	2	002-EF-A	4.8E-04	0.001	47.9%	YES	U	53.0%
22	2,5-Dihydrofuran	4	002-EF-B	4.8E-04	0.001	47.6%	YES	U	53.0%
22	2,5-Dihydrofuran	6	002-EF-C	5.0E-04	0.001	50.3%	YES	U	53.0%
22	2,5-Dihydrofuran	8	002-EF-D	5.0E-04	0.001	50.2%	YES	U	53.0%
22	2,5-Dihydrofuran	10	002-EF-E	5.1E-04	0.001	51.0%	YES	U	53.0%
22	2,5-Dihydrofuran	12	002-EF-F	4.9E-04	0.001	49.1%	YES	U	53.0%
22	2,5-Dihydrofuran	14	002-EF-G	4.9E-04	0.001	48.9%	YES	U	53.0%
22	2,5-Dihydrofuran	16	002-EF-H	4.8E-04	0.00	47.6%	YES	U	53.0%
23	2-Methylfuran	2	001-IN-A	1.2E-04	0.001	11.8%	YES	U	12.7%
23	2-Methylfuran	4	001-IN-B	1.2E-04	0.001	11.6%	YES	U	12.7%
23	2-Methylfuran	6	001-IN-C	1.1E-04	0.001	11.4%	YES	U	12.7%
23	2-Methylfuran	8	001-IN-D	1.2E-04	0.001	12.2%	YES	U	12.7%
23	2-Methylfuran	10	001-IN-E	1.2E-04	0.001	12.4%	YES	U	12.7%
23	2-Methylfuran	12	001-IN-F	1.2E-04	0.001	11.7%	YES	U	12.7%
23	2-Methylfuran	14	001-IN-G	1.3E-04	0.001	12.7%	YES	U	12.7%

Table D.1. SX-101 (continued)

COPC #	Analyte	End Time (h)	Position	Conc. (ppm)	OEL (ppm)	Fraction of OEL	Measurement < DL RL?	Quality Code	Approx. DL RL (%OEL)
23	2-Methylfuran	16	001-IN-H	1.2E-04	0.001	12.0%	YES	U	12.7%
23	2-Methylfuran	2	001-EF-A	1.2E-04	0.001	12.1%	YES	U	12.7%
23	2-Methylfuran	4	001-EF-B	1.2E-04	0.001	11.5%	YES	U	12.7%
23	2-Methylfuran	6	001-EF-C	1.2E-04	0.001	12.1%	YES	U	12.7%
23	2-Methylfuran	8	001-EF-D	1.2E-04	0.001	12.3%	YES	U	12.7%
23	2-Methylfuran	10	001-EF-E	1.2E-04	0.001	12.1%	YES	U	12.7%
23	2-Methylfuran	12	001-EF-F	1.2E-04	0.001	12.0%	YES	U	12.7%
23	2-Methylfuran	14	001-EF-G	1.2E-04	0.001	12.1%	YES	U	12.7%
23	2-Methylfuran	16	001-EF-H	1.2E-04	0.001	12.4%	YES	U	12.7%
23	2-Methylfuran	2	002-IN-A	1.2E-04	0.001	11.7%	YES	U	12.7%
23	2-Methylfuran	4	002-IN-B	1.1E-04	0.001	11.3%	YES	U	12.7%
23	2-Methylfuran	6	002-IN-C	1.2E-04	0.001	12.4%	YES	U	12.7%
23	2-Methylfuran	8	002-IN-D	1.3E-04	0.001	12.7%	YES	U	12.7%
23	2-Methylfuran	10	002-IN-E	1.2E-04	0.001	12.3%	YES	U	12.7%
23	2-Methylfuran	12	002-IN-F	1.3E-04	0.001	12.5%	YES	U	12.7%
23	2-Methylfuran	14	002-IN-G	1.2E-04	0.001	12.1%	YES	U	12.7%
23	2-Methylfuran	16	002-IN-H	1.2E-04	0.001	12.1%	YES	U	12.7%
23	2-Methylfuran	2	002-EF-A	1.1E-04	0.001	11.5%	YES	U	12.7%
23	2-Methylfuran	4	002-EF-B	1.1E-04	0.001	11.4%	YES	U	12.7%
23	2-Methylfuran	6	002-EF-C	1.2E-04	0.001	12.0%	YES	U	12.7%
23	2-Methylfuran	8	002-EF-D	1.2E-04	0.001	12.0%	YES	U	12.7%
23	2-Methylfuran	10	002-EF-E	1.2E-04	0.001	12.2%	YES	U	12.7%
23	2-Methylfuran	12	002-EF-F	1.2E-04	0.001	11.8%	YES	U	12.7%
23	2-Methylfuran	14	002-EF-G	1.2E-04	0.001	11.7%	YES	U	12.7%
23	2-Methylfuran	16	002-EF-H	1.1E-04	0.00	11.4%	YES	U	12.7%
35	Acetonitrile	2	001-IN-A	4.9E-01	20.000	2.46%	YES		2.62%
35	Acetonitrile	4	001-IN-B	5.1E-01	20.000	2.53%	YES		2.62%
35	Acetonitrile	6	001-IN-C	5.1E-01	20.000	2.53%	YES		2.62%
35	Acetonitrile	8	001-IN-D	4.9E-01	20.000	2.46%	YES		2.62%
35	Acetonitrile	10	001-IN-E	5.5E-01	20.000	2.75%			2.62%
35	Acetonitrile	12	001-IN-F	5.0E-01	20.000	2.48%	YES		2.62%
35	Acetonitrile	14	001-IN-G	4.9E-01	20.000	2.44%	YES		2.62%
35	Acetonitrile	16	001-IN-H	4.9E-01	20.000	2.44%	YES		2.62%
35	Acetonitrile	2	001-EF-A	4.9E-01	20.000	2.43%	YES		2.62%
35	Acetonitrile	4	001-EF-B	4.8E-01	20.000	2.41%	YES		2.62%
35	Acetonitrile	6	001-EF-C	4.8E-01	20.000	2.42%	YES		2.62%
35	Acetonitrile	8	001-EF-D	4.9E-01	20.000	2.44%	YES		2.62%
35	Acetonitrile	10	001-EF-E	4.9E-01	20.000	2.45%	YES		2.62%
35	Acetonitrile	12	001-EF-F	4.9E-01	20.000	2.43%	YES		2.62%
35	Acetonitrile	14	001-EF-G	4.8E-01	20.000	2.41%	YES		2.62%
35	Acetonitrile	16	001-EF-H	4.9E-01	20.000	2.43%	YES		2.62%
35	Acetonitrile	2	002-IN-A	4.8E-01	20.000	2.42%	YES		2.62%
35	Acetonitrile	4	002-IN-B	4.8E-01	20.000	2.41%	YES		2.62%
35	Acetonitrile	6	002-IN-C	4.7E-01	20.000	2.37%	YES		2.62%
35	Acetonitrile	8	002-IN-D	5.1E-01	20.000	2.57%	YES		2.62%
35	Acetonitrile	10	002-IN-E	1.5E+00	20.000	7.25%			2.62%
35	Acetonitrile	12	002-IN-F	5.1E-01	20.000	2.53%	YES		2.62%

Table D.1. SX-101 (continued)

COPC #	Analyte	End Time (h)	Position	Conc. (ppm)	OEL (ppm)	Fraction of OEL	Measurement < DL RL?	Quality Code	Approx. DL RL (%OEL)
35	Acetonitrile	14	002-IN-G	5.0E-01	20.000	2.52%	YES		2.62%
35	Acetonitrile	16	002-IN-H	4.8E-01	20.000	2.41%	YES		2.62%
35	Acetonitrile	2	002-EF-A	6.8E-01	20.000	3.38%			2.62%
35	Acetonitrile	4	002-EF-B	4.9E-01	20.000	2.44%	YES		2.62%
35	Acetonitrile	6	002-EF-C	5.2E-01	20.000	2.62%	YES		2.62%
35	Acetonitrile	8	002-EF-D	4.9E-01	20.000	2.47%	YES		2.62%
35	Acetonitrile	10	002-EF-E	4.9E-01	20.000	2.46%	YES		2.62%
35	Acetonitrile	12	002-EF-F	1.0E+00	20.000	4.99%			2.62%
35	Acetonitrile	14	002-EF-G	4.7E-01	20.000	2.35%	YES		2.62%
35	Acetonitrile	16	002-EF-H	4.8E-01	20.00	2.40%	YES		2.62%
52	Pyridine	2	001-IN-A	1.3E-03	1.000	0.127%	YES		0.13%
52	Pyridine	4	001-IN-B	1.3E-03	1.000	0.131%	YES		0.13%
52	Pyridine	6	001-IN-C	1.3E-03	1.000	0.129%	YES		0.13%
52	Pyridine	8	001-IN-D	1.3E-03	1.000	0.127%	YES		0.13%
52	Pyridine	10	001-IN-E	1.3E-03	1.000	0.127%	YES		0.13%
52	Pyridine	12	001-IN-F	1.2E-03	1.000	0.125%	YES		0.13%
52	Pyridine	14	001-IN-G	1.2E-03	1.000	0.123%	YES		0.13%
52	Pyridine	16	001-IN-H	1.2E-03	1.000	0.122%	YES		0.13%
52	Pyridine	2	001-EF-A	1.2E-03	1.000	0.123%	YES		0.13%
52	Pyridine	4	001-EF-B	1.3E-03	1.000	0.133%	YES		0.13%
52	Pyridine	6	001-EF-C	1.2E-03	1.000	0.123%	YES		0.13%
52	Pyridine	8	001-EF-D	1.2E-03	1.000	0.125%	YES		0.13%
52	Pyridine	10	001-EF-E	1.2E-03	1.000	0.122%	YES		0.13%
52	Pyridine	12	001-EF-F	1.2E-03	1.000	0.124%	YES		0.13%
52	Pyridine	14	001-EF-G	1.3E-03	1.000	0.129%	YES		0.13%
52	Pyridine	16	001-EF-H	1.3E-03	1.000	0.126%	YES		0.13%
52	Pyridine	2	002-IN-A	1.3E-03	1.000	0.128%	YES		0.13%
52	Pyridine	4	002-IN-B	1.3E-03	1.000	0.129%	YES		0.13%
52	Pyridine	6	002-IN-C	1.3E-03	1.000	0.129%	YES		0.13%
52	Pyridine	8	002-IN-D	1.3E-03	1.000	0.127%	YES		0.13%
52	Pyridine	10	002-IN-E	1.2E-03	1.000	0.124%	YES		0.13%
52	Pyridine	12	002-IN-F	1.2E-03	1.000	0.119%	YES		0.13%
52	Pyridine	14	002-IN-G	1.2E-03	1.000	0.117%	YES		0.13%
52	Pyridine	16	002-IN-H	1.2E-03	1.000	0.117%	YES		0.13%
52	Pyridine	2	002-EF-A	1.3E-03	1.000	0.129%	YES		0.13%
52	Pyridine	4	002-EF-B	1.3E-03	1.000	0.127%	YES		0.13%
52	Pyridine	6	002-EF-C	1.2E-03	1.000	0.125%	YES		0.13%
52	Pyridine	8	002-EF-D	1.2E-03	1.000	0.117%	YES		0.13%
52	Pyridine	10	002-EF-E	1.2E-03	1.000	0.116%	YES		0.13%
52	Pyridine	12	002-EF-F	1.2E-03	1.000	0.121%	YES		0.13%
52	Pyridine	14	002-EF-G	1.2E-03	1.000	0.118%	YES		0.13%
52	Pyridine	16	002-EF-H	1.2E-03	1.00	0.117%	YES		0.13%
53	2,4-Dimethylpyridine	2	001-IN-A	9.3E-04	0.500	0.187%	YES		0.20%
53	2,4-Dimethylpyridine	4	001-IN-B	9.7E-04	0.500	0.194%	YES		0.20%
53	2,4-Dimethylpyridine	6	001-IN-C	9.5E-04	0.500	0.191%	YES		0.20%
53	2,4-Dimethylpyridine	8	001-IN-D	9.4E-04	0.500	0.188%	YES		0.20%

Table D.1. SX-101 (continued)

COPC #	Analyte	End Time (h)	Position	Conc. (ppm)	OEL (ppm)	Fraction of OEL	Measurement < DL RL?	Quality Code	Approx. DL RL (%OEL)
53	2,4-Dimethylpyridine	10	001-IN-E	9.4E-04	0.500	0.188%	YES		0.20%
53	2,4-Dimethylpyridine	12	001-IN-F	9.2E-04	0.500	0.184%	YES		0.20%
53	2,4-Dimethylpyridine	14	001-IN-G	9.1E-04	0.500	0.181%	YES		0.20%
53	2,4-Dimethylpyridine	16	001-IN-H	9.0E-04	0.500	0.180%	YES		0.20%
53	2,4-Dimethylpyridine	2	001-EF-A	9.1E-04	0.500	0.182%	YES		0.20%
53	2,4-Dimethylpyridine	4	001-EF-B	9.8E-04	0.500	0.197%	YES		0.20%
53	2,4-Dimethylpyridine	6	001-EF-C	9.0E-04	0.500	0.181%	YES		0.20%
53	2,4-Dimethylpyridine	8	001-EF-D	9.2E-04	0.500	0.184%	YES		0.20%
53	2,4-Dimethylpyridine	10	001-EF-E	9.0E-04	0.500	0.180%	YES		0.20%
53	2,4-Dimethylpyridine	12	001-EF-F	9.2E-04	0.500	0.183%	YES		0.20%
53	2,4-Dimethylpyridine	14	001-EF-G	9.5E-04	0.500	0.191%	YES		0.20%
53	2,4-Dimethylpyridine	16	001-EF-H	9.3E-04	0.500	0.186%	YES		0.20%
53	2,4-Dimethylpyridine	2	002-IN-A	9.5E-04	0.500	0.189%	YES		0.20%
53	2,4-Dimethylpyridine	4	002-IN-B	9.5E-04	0.500	0.191%	YES		0.20%
53	2,4-Dimethylpyridine	6	002-IN-C	9.5E-04	0.500	0.190%	YES		0.20%
53	2,4-Dimethylpyridine	8	002-IN-D	9.4E-04	0.500	0.188%	YES		0.20%
53	2,4-Dimethylpyridine	10	002-IN-E	9.1E-04	0.500	0.182%	YES		0.20%
53	2,4-Dimethylpyridine	12	002-IN-F	8.8E-04	0.500	0.175%	YES		0.20%
53	2,4-Dimethylpyridine	14	002-IN-G	8.7E-04	0.500	0.173%	YES		0.20%
53	2,4-Dimethylpyridine	16	002-IN-H	8.6E-04	0.500	0.172%	YES		0.20%
53	2,4-Dimethylpyridine	2	002-EF-A	9.5E-04	0.500	0.190%	YES		0.20%
53	2,4-Dimethylpyridine	4	002-EF-B	9.4E-04	0.500	0.188%	YES		0.20%
53	2,4-Dimethylpyridine	6	002-EF-C	9.2E-04	0.500	0.184%	YES		0.20%
53	2,4-Dimethylpyridine	8	002-EF-D	8.6E-04	0.500	0.172%	YES		0.20%
53	2,4-Dimethylpyridine	10	002-EF-E	8.5E-04	0.500	0.171%	YES		0.20%
53	2,4-Dimethylpyridine	12	002-EF-F	8.9E-04	0.500	0.178%	YES		0.20%
53	2,4-Dimethylpyridine	14	002-EF-G	8.7E-04	0.500	0.175%	YES		0.20%
53	2,4-Dimethylpyridine	16	002-EF-H	8.7E-04	0.50	0.173%	YES		0.20%

Table D.2. SX-104 Calculated Data

COPC #	Analyte	End Time (h)	Position	Conc. (ppm)	OEL (ppm)	Fraction of OEL	Measurement < DL RL?	Quality Code	Approx. DL RL (%OEL)
1	Ammonia	2	001-IN-A	1.9E+02	25.000	773%			2.45%
1	Ammonia	4	001-IN-B	2.1E+02	25.000	828%			2.45%
1	Ammonia	6	001-IN-C	2.0E+02	25.000	800%			2.45%
1	Ammonia	8	001-IN-D	2.0E+02	25.000	810%			2.45%
1	Ammonia	10	001-IN-E	1.7E+02	25.000	685%			2.45%
1	Ammonia	12	001-IN-F	1.7E+02	25.000	696%			2.45%
1	Ammonia	14	001-IN-G	1.7E+02	25.000	682%			2.45%
1	Ammonia	16	001-IN-H	1.5E+02	25.000	617%			2.45%
1	Ammonia	2	001-EF-A	4.1E+00	25.000	16.3%			2.45%
1	Ammonia	4	001-EF-B	7.8E+01	25.000	313%			2.45%
1	Ammonia	6	001-EF-C	1.4E+02	25.000	571%			2.45%
1	Ammonia	8	001-EF-D	1.8E+02	25.000	721%			2.45%
1	Ammonia	10	001-EF-E	1.6E+02	25.000	639%			2.45%
1	Ammonia	12	001-EF-F	1.4E+02	25.000	572%			2.45%
1	Ammonia	14	001-EF-G	1.4E+02	25.000	566%			2.45%
1	Ammonia	16	001-EF-H	1.6E+02	25.000	636%			2.45%
1	Ammonia	2	002-IN-A	1.9E+02	25.000	768%			2.45%
1	Ammonia	4	002-IN-B	1.9E+02	25.000	757%			2.45%
1	Ammonia	6	002-IN-C	1.9E+02	25.000	758%			2.45%
1	Ammonia	8	002-IN-D	1.9E+02	25.000	780%			2.45%
1	Ammonia	10	002-IN-E	1.9E+02	25.000	767%			2.45%
1	Ammonia	12	002-IN-F	1.8E+02	25.000	727%			2.45%
1	Ammonia	14	002-IN-G	6.9E+01	25.000	275%			2.45%
1	Ammonia	16	002-IN-H	1.0E+01	25.000	40.3%			2.45%
1	Ammonia	2	002-EF-A	2.9E+00	25.000	11.5%			2.45%
1	Ammonia	4	002-EF-B	7.7E+01	25.000	306%			2.45%
1	Ammonia	6	002-EF-C	1.4E+02	25.000	560%			2.45%
1	Ammonia	8	002-EF-D	1.8E+02	25.000	733%			2.45%
1	Ammonia	10	002-EF-E	1.7E+02	25.000	665%			2.45%
1	Ammonia	12	002-EF-F	1.6E+02	25.000	645%			2.45%
1	Ammonia	14	002-EF-G	1.5E+02	25.000	595%			2.45%
1	Ammonia	16	002-EF-H	1.1E+02	25.000	456%			2.45%
3	Mercury	2	001-IN-A	1.3E-03	0.003	44.8%			6.89%
3	Mercury	4	001-IN-B	1.8E-03	0.003	59.0%			6.89%
3	Mercury	6	001-IN-C	1.8E-03	0.003	60.6%			6.89%
3	Mercury	8	001-IN-D	1.8E-03	0.003	58.6%			6.89%
3	Mercury	10	001-IN-E	1.4E-03	0.003	47.3%			6.89%
3	Mercury	12	001-IN-F	1.2E-03	0.003	41.2%			6.89%
3	Mercury	14	001-IN-G	1.1E-03	0.003	38.0%			6.89%
3	Mercury	16	001-IN-H	1.1E-03	0.003	37.4%			6.89%
3	Mercury	2	001-EF-A	2.0E-04	0.003	6.57%	YES		6.89%
3	Mercury	4	001-EF-B	2.0E-04	0.003	6.63%	YES		6.89%
3	Mercury	6	001-EF-C	2.0E-04	0.003	6.63%	YES		6.89%
3	Mercury	8	001-EF-D	2.0E-04	0.003	6.75%	YES		6.89%
3	Mercury	10	001-EF-E	2.0E-04	0.003	6.81%	YES		6.89%
3	Mercury	12	001-EF-F	2.0E-04	0.003	6.58%	YES		6.89%

Table D.2. SX-104 (continued)

COPC #	Analyte	End Time (h)	Position	Conc. (ppm)	OEL (ppm)	Fraction of OEL	Measurement < DL RL?	Quality Code	Approx. DL RL (%OEL)
3	Mercury	14	001-EF-G	2.0E-04	0.003	6.69%	YES		6.89%
3	Mercury	16	001-EF-H	2.0E-04	0.003	6.80%	YES		6.89%
3	Mercury	2	002-IN-A	1.6E-03	0.003	51.6%			6.89%
3	Mercury	4	002-IN-B	1.9E-03	0.003	63.6%			6.89%
3	Mercury	6	002-IN-C	1.9E-03	0.003	61.8%			6.89%
3	Mercury	8	002-IN-D	2.0E-03	0.003	66.7%			6.89%
3	Mercury	10	002-IN-E	1.7E-03	0.003	55.6%			6.89%
3	Mercury	12	002-IN-F	1.4E-03	0.003	45.8%			6.89%
3	Mercury	14	002-IN-G	6.8E-04	0.003	22.4%			6.89%
3	Mercury	16	002-IN-H	2.0E-04	0.003	6.64%	YES		6.89%
3	Mercury	2	002-EF-A	2.0E-04	0.003	6.65%	YES		6.89%
3	Mercury	4	002-EF-B	1.9E-04	0.003	6.26%	YES		6.89%
3	Mercury	6	002-EF-C	2.1E-04	0.003	6.89%	YES		6.89%
3	Mercury	8	002-EF-D	2.1E-04	0.003	6.84%	YES		6.89%
3	Mercury	10	002-EF-E	2.0E-04	0.003	6.76%	YES		6.89%
3	Mercury	12	002-EF-F	2.0E-04	0.003	6.70%	YES		6.89%
3	Mercury	14	002-EF-G	2.0E-04	0.003	6.74%	YES		6.89%
3	Mercury	16	002-EF-H	2.0E-04	0.003	6.75%	YES		6.89%
4	1,3-Butadiene	2	001-IN-A	1.8E-02	1.000	1.81%	YES		1.93%
4	1,3-Butadiene	4	001-IN-B	1.9E-02	1.000	1.85%	YES		1.93%
4	1,3-Butadiene	6	001-IN-C	1.9E-02	1.000	1.90%	YES		1.93%
4	1,3-Butadiene	8	001-IN-D	1.9E-02	1.000	1.85%	YES		1.93%
4	1,3-Butadiene	10	001-IN-E	1.9E-02	1.000	1.89%	YES		1.93%
4	1,3-Butadiene	12	001-IN-F	1.8E-02	1.000	1.82%	YES		1.93%
4	1,3-Butadiene	14	001-IN-G	1.9E-02	1.000	1.88%	YES		1.93%
4	1,3-Butadiene	16	001-IN-H	1.9E-02	1.000	1.86%	YES		1.93%
4	1,3-Butadiene	2	001-EF-A	1.8E-02	1.000	1.82%	YES		1.93%
4	1,3-Butadiene	4	001-EF-B	1.9E-02	1.000	1.92%	YES		1.93%
4	1,3-Butadiene	6	001-EF-C	1.9E-02	1.000	1.89%	YES		1.93%
4	1,3-Butadiene	8	001-EF-D	1.9E-02	1.000	1.91%	YES		1.93%
4	1,3-Butadiene	10	001-EF-E	1.9E-02	1.000	1.88%	YES		1.93%
4	1,3-Butadiene	12	001-EF-F	1.8E-02	1.000	1.84%	YES		1.93%
4	1,3-Butadiene	14	001-EF-G	1.9E-02	1.000	1.88%	YES		1.93%
4	1,3-Butadiene	16	001-EF-H	1.9E-02	1.000	1.88%	YES		1.93%
4	1,3-Butadiene	2	002-IN-A	1.9E-02	1.000	1.91%	YES		1.93%
4	1,3-Butadiene	4	002-IN-B	1.9E-02	1.000	1.93%	YES		1.93%
4	1,3-Butadiene	6	002-IN-C	1.9E-02	1.000	1.90%	YES		1.93%
4	1,3-Butadiene	8	002-IN-D	1.9E-02	1.000	1.91%	YES		1.93%
4	1,3-Butadiene	10	002-IN-E	1.9E-02	1.000	1.89%	YES		1.93%
4	1,3-Butadiene	12	002-IN-F	1.9E-02	1.000	1.88%	YES		1.93%
4	1,3-Butadiene	14	002-IN-G	1.9E-02	1.000	1.85%	YES		1.93%
4	1,3-Butadiene	16	002-IN-H	1.9E-02	1.000	1.87%	YES		1.93%
4	1,3-Butadiene	2	002-EF-A	1.9E-02	1.000	1.91%	YES		1.93%
4	1,3-Butadiene	4	002-EF-B	1.9E-02	1.000	1.93%	YES		1.93%
4	1,3-Butadiene	6	002-EF-C	1.9E-02	1.000	1.90%	YES		1.93%
4	1,3-Butadiene	8	002-EF-D	1.9E-02	1.000	1.89%	YES		1.93%



Table D.2. SX-104 (continued)

COPC #	Analyte	End Time (h)	Position	Conc. (ppm)	OEL (ppm)	Fraction of OEL	Measurement < DL RL?	Quality Code	Approx. DL RL (%OEL)
4	1,3-Butadiene	10	002-EF-E	1.9E-02	1.000	1.88%	YES		1.93%
4	1,3-Butadiene	12	002-EF-F	1.9E-02	1.000	1.88%	YES		1.93%
4	1,3-Butadiene	14	002-EF-G	1.9E-02	1.000	1.85%	YES		1.93%
4	1,3-Butadiene	16	002-EF-H	1.9E-02	1.000	1.90%	YES		1.93%
5	Benzene	2	001-IN-A	1.8E-03	0.500	0.357%		Y	0.044%
5	Benzene	4	001-IN-B	2.1E-03	0.500	0.427%			0.044%
5	Benzene	6	001-IN-C	1.9E-03	0.500	0.383%			0.044%
5	Benzene	8	001-IN-D	1.8E-03	0.500	0.366%			0.044%
5	Benzene	10	001-IN-E	1.5E-03	0.500	0.293%			0.044%
5	Benzene	12	001-IN-F	1.7E-03	0.500	0.344%			0.044%
5	Benzene	14	001-IN-G	1.4E-03	0.500	0.271%			0.044%
5	Benzene	16	001-IN-H	1.6E-03	0.500	0.313%			0.044%
5	Benzene	2	001-EF-A	2.6E-04	0.500	0.053%		J	0.044%
5	Benzene	4	001-EF-B	2.4E-04	0.500	0.048%		J	0.044%
5	Benzene	6	001-EF-C	2.2E-04	0.500	0.043%		J	0.044%
5	Benzene	8	001-EF-D	1.4E-04	0.500	0.027%		J	0.044%
5	Benzene	10	001-EF-E	1.1E-04	0.500	0.023%	YES	U	0.044%
5	Benzene	12	001-EF-F	1.2E-04	0.500	0.023%	YES	U	0.044%
5	Benzene	14	001-EF-G	1.2E-04	0.500	0.024%	YES	U	0.044%
5	Benzene	16	001-EF-H	1.2E-04	0.500	0.023%	YES	U	0.044%
5	Benzene	2	002-IN-A	1.7E-03	0.500	0.342%			0.044%
5	Benzene	4	002-IN-B	1.9E-03	0.500	0.375%			0.044%
5	Benzene	6	002-IN-C	1.7E-03	0.500	0.348%			0.044%
5	Benzene	8	002-IN-D	1.9E-03	0.500	0.388%			0.044%
5	Benzene	10	002-IN-E	1.9E-03	0.500	0.383%			0.044%
5	Benzene	12	002-IN-F	1.7E-03	0.500	0.345%			0.044%
5	Benzene	14	002-IN-G	1.8E-03	0.500	0.365%			0.044%
5	Benzene	16	002-IN-H	5.6E-04	0.500	0.111%		J	0.044%
5	Benzene	2	002-EF-A	2.0E-04	0.500	0.040%	YES	U	0.044%
5	Benzene	4	002-EF-B	2.0E-04	0.500	0.039%	YES	U	0.044%
5	Benzene	6	002-EF-C	2.2E-04	0.500	0.044%	YES	U	0.044%
5	Benzene	8	002-EF-D	2.1E-04	0.500	0.043%	YES	U	0.044%
5	Benzene	10	002-EF-E	2.2E-04	0.500	0.044%	YES	U	0.044%
5	Benzene	12	002-EF-F	2.1E-04	0.500	0.042%	YES	U	0.044%
5	Benzene	14	002-EF-G	2.1E-04	0.500	0.043%	YES	U	0.044%
5	Benzene	16	002-EF-H	2.1E-04	0.500	0.043%	YES	U	0.044%
6	Biphenyl	2	001-IN-A	1.7E-04	0.200	0.083%	YES	U	0.08%
6	Biphenyl	4	001-IN-B	1.7E-04	0.200	0.084%	YES	U	0.08%
6	Biphenyl	6	001-IN-C	1.6E-04	0.200	0.080%	YES	U	0.08%
6	Biphenyl	8	001-IN-D	1.6E-04	0.200	0.081%	YES	U	0.08%
6	Biphenyl	10	001-IN-E	1.5E-04	0.200	0.073%	YES	U	0.08%
6	Biphenyl	12	001-IN-F	1.6E-04	0.200	0.078%	YES	U	0.08%
6	Biphenyl	14	001-IN-G	1.6E-04	0.200	0.080%	YES	U	0.08%
6	Biphenyl	16	001-IN-H	1.5E-04	0.200	0.077%	YES	U	0.08%
6	Biphenyl	2	001-EF-A	1.6E-04	0.200	0.081%	YES	U	0.08%



Table D.2. SX-104 (continued)

COPC #	Analyte	End Time (h)	Position	Conc. (ppm)	OEL (ppm)	Fraction of OEL	Measurement < DL RL?	Quality Code	Approx. DL RL (%OEL)
6	Biphenyl	4	001-EF-B	1.6E-04	0.200	0.080%	YES	U	0.08%
6	Biphenyl	6	001-EF-C	1.6E-04	0.200	0.078%	YES	U	0.08%
6	Biphenyl	8	001-EF-D	1.5E-04	0.200	0.075%	YES	U	0.08%
6	Biphenyl	10	001-EF-E	1.5E-04	0.200	0.076%	YES	U	0.08%
6	Biphenyl	12	001-EF-F	1.5E-04	0.200	0.076%	YES	U, S*	0.08%
6	Biphenyl	14	001-EF-G	1.5E-04	0.200	0.077%	YES	U	0.08%
6	Biphenyl	16	001-EF-H	1.5E-04	0.200	0.076%	YES	U	0.08%
6	Biphenyl	2	002-IN-A	1.9E-04	0.200	0.095%		J	0.08%
6	Biphenyl	4	002-IN-B	1.7E-04	0.200	0.083%	YES	U	0.08%
6	Biphenyl	6	002-IN-C		0.200				0.08%
6	Biphenyl	8	002-IN-D	1.6E-04	0.200	0.082%	YES	U	0.08%
6	Biphenyl	10	002-IN-E	1.6E-04	0.200	0.080%	YES	U	0.08%
6	Biphenyl	12	002-IN-F	1.6E-04	0.200	0.078%	YES	U	0.08%
6	Biphenyl	14	002-IN-G	1.6E-04	0.200	0.079%	YES	U	0.08%
6	Biphenyl	16	002-IN-H	1.6E-04	0.200	0.080%	YES	U	0.08%
6	Biphenyl	2	002-EF-A	1.5E-04	0.200	0.075%	YES	U	0.08%
6	Biphenyl	4	002-EF-B	2.1E-04	0.200	0.104%		JQ	0.08%
6	Biphenyl	6	002-EF-C	1.9E-04	0.200	0.095%		J	0.08%
6	Biphenyl	8	002-EF-D	1.6E-04	0.200	0.080%	YES	U	0.08%
6	Biphenyl	10	002-EF-E	1.6E-04	0.200	0.081%	YES	U	0.08%
6	Biphenyl	12	002-EF-F	1.6E-04	0.200	0.078%	YES	U, S*	0.08%
6	Biphenyl	14	002-EF-G		0.200				0.08%
6	Biphenyl	16	002-EF-H		0.200				0.08%
7	1-Butanol	2	001-IN-A	1.6E-02	20.000	0.082%		Y	0.0023%
7	1-Butanol	4	001-IN-B	2.3E-02	20.000	0.117%			0.0023%
7	1-Butanol	6	001-IN-C	2.2E-02	20.000	0.109%			0.0023%
7	1-Butanol	8	001-IN-D	2.0E-02	20.000	0.101%			0.0023%
7	1-Butanol	10	001-IN-E	1.7E-02	20.000	0.086%			0.0023%
7	1-Butanol	12	001-IN-F	2.8E-02	20.000	0.140%			0.0023%
7	1-Butanol	14	001-IN-G	1.8E-02	20.000	0.088%			0.0023%
7	1-Butanol	16	001-IN-H	1.7E-02	20.000	0.086%			0.0023%
7	1-Butanol	2	001-EF-A	3.1E-04	20.000	0.002%		J	0.0023%
7	1-Butanol	4	001-EF-B	3.6E-03	20.000	0.018%			0.0023%
7	1-Butanol	6	001-EF-C	2.2E-03	20.000	0.011%			0.0023%
7	1-Butanol	8	001-EF-D	3.4E-04	20.000	0.002%		J	0.0023%
7	1-Butanol	10	001-EF-E	3.2E-04	20.000	0.002%		J	0.0023%
7	1-Butanol	12	001-EF-F	2.2E-04	20.000	0.001%	YES	U	0.0023%
7	1-Butanol	14	001-EF-G	2.3E-04	20.000	0.001%	YES	U	0.0023%
7	1-Butanol	16	001-EF-H	2.2E-04	20.000	0.001%	YES	U	0.0023%
7	1-Butanol	2	002-IN-A	1.4E-02	20.000	0.070%			0.0023%
7	1-Butanol	4	002-IN-B	1.8E-02	20.000	0.091%			0.0023%
7	1-Butanol	6	002-IN-C	1.7E-02	20.000	0.083%			0.0023%
7	1-Butanol	8	002-IN-D	2.0E-02	20.000	0.098%			0.0023%
7	1-Butanol	10	002-IN-E	1.9E-02	20.000	0.097%			0.0023%
7	1-Butanol	12	002-IN-F	1.8E-02	20.000	0.091%			0.0023%
7	1-Butanol	14	002-IN-G	9.2E-03	20.000	0.046%			0.0023%

Table D.2. SX-104 (continued)

COPC #	Analyte	End Time (h)	Position	Conc. (ppm)	OEL (ppm)	Fraction of OEL	Measurement < DL RL?	Quality Code	Approx. DL RL (%OEL)
7	1-Butanol	16	002-IN-H	5.2E-04	20.000	0.003%		J	0.0023%
7	1-Butanol	2	002-EF-A	7.8E-04	20.000	0.004%		J	0.0023%
7	1-Butanol	4	002-EF-B	4.1E-04	20.000	0.002%	YES	U	0.0023%
7	1-Butanol	6	002-EF-C	4.5E-04	20.000	0.002%	YES	U	0.0023%
7	1-Butanol	8	002-EF-D	4.4E-04	20.000	0.002%	YES	U	0.0023%
7	1-Butanol	10	002-EF-E	4.5E-04	20.000	0.002%	YES	U	0.0023%
7	1-Butanol	12	002-EF-F	4.3E-04	20.000	0.002%	YES	U	0.0023%
7	1-Butanol	14	002-EF-G	4.4E-04	20.000	0.002%	YES	U	0.0023%
7	1-Butanol	16	002-EF-H	4.4E-04	20.000	0.002%	YES	U	0.0023%
9	2-Hexanone	2	001-IN-A	5.8E-03	5.000	0.116%		Y	0.0028%
9	2-Hexanone	4	001-IN-B	8.3E-03	5.000	0.167%			0.0028%
9	2-Hexanone	6	001-IN-C	6.9E-03	5.000	0.138%			0.0028%
9	2-Hexanone	8	001-IN-D	6.5E-03	5.000	0.130%			0.0028%
9	2-Hexanone	10	001-IN-E	5.3E-03	5.000	0.107%			0.0028%
9	2-Hexanone	12	001-IN-F	5.7E-03	5.000	0.113%			0.0028%
9	2-Hexanone	14	001-IN-G	4.5E-03	5.000	0.091%			0.0028%
9	2-Hexanone	16	001-IN-H	5.5E-03	5.000	0.110%			0.0028%
9	2-Hexanone	2	001-EF-A	9.3E-05	5.000	0.002%	YES	U	0.0028%
9	2-Hexanone	4	001-EF-B	9.0E-05	5.000	0.002%	YES	U	0.0028%
9	2-Hexanone	6	001-EF-C	9.0E-05	5.000	0.002%	YES	U	0.0028%
9	2-Hexanone	8	001-EF-D	8.9E-05	5.000	0.002%	YES	U	0.0028%
9	2-Hexanone	10	001-EF-E	8.9E-05	5.000	0.002%	YES	U	0.0028%
9	2-Hexanone	12	001-EF-F	9.0E-05	5.000	0.002%	YES	U	0.0028%
9	2-Hexanone	14	001-EF-G	9.5E-05	5.000	0.002%	YES	U	0.0028%
9	2-Hexanone	16	001-EF-H	9.0E-05	5.000	0.002%	YES	U	0.0028%
9	2-Hexanone	2	002-IN-A	6.1E-03	5.000	0.121%			0.0028%
9	2-Hexanone	4	002-IN-B	1.9E-02	5.000	0.378%			0.0028%
9	2-Hexanone	6	002-IN-C	1.7E-02	5.000	0.346%			0.0028%
9	2-Hexanone	8	002-IN-D	1.9E-02	5.000	0.378%			0.0028%
9	2-Hexanone	10	002-IN-E	1.9E-02	5.000	0.386%			0.0028%
9	2-Hexanone	12	002-IN-F	1.7E-02	5.000	0.330%			0.0028%
9	2-Hexanone	14	002-IN-G	8.0E-03	5.000	0.161%			0.0028%
9	2-Hexanone	16	002-IN-H	8.3E-04	5.000	0.017%			0.0028%
9	2-Hexanone	2	002-EF-A	1.3E-04	5.000	0.003%	YES	U	0.0028%
9	2-Hexanone	4	002-EF-B	1.2E-04	5.000	0.002%	YES	U	0.0028%
9	2-Hexanone	6	002-EF-C	1.4E-04	5.000	0.003%	YES	U	0.0028%
9	2-Hexanone	8	002-EF-D	1.4E-04	5.000	0.003%	YES	U	0.0028%
9	2-Hexanone	10	002-EF-E	1.4E-04	5.000	0.003%	YES	U	0.0028%
9	2-Hexanone	12	002-EF-F	1.3E-04	5.000	0.003%	YES	U	0.0028%
9	2-Hexanone	14	002-EF-G	1.4E-04	5.000	0.003%	YES	U	0.0028%
9	2-Hexanone	16	002-EF-H	1.4E-04	5.000	0.003%	YES	U	0.0028%
11	4-Methyl-2-hexanone	2	001-IN-A	4.2E-04	0.500	0.085%		JY	0.026%
11	4-Methyl-2-hexanone	4	001-IN-B	6.2E-04	0.500	0.124%		J	0.026%
11	4-Methyl-2-hexanone	6	001-IN-C	6.0E-04	0.500	0.121%		J	0.026%
11	4-Methyl-2-hexanone	8	001-IN-D	6.3E-04	0.500	0.125%		J	0.026%

Table D.2. SX-104 (continued)

COPC #	Analyte	End Time (h)	Position	Conc. (ppm)	OEL (ppm)	Fraction of OEL	Measurement < DL RL?	Quality Code	Approx. DL RL (%OEL)
11	4-Methyl-2-hexanone	10	001-IN-E	5.1E-04	0.500	0.101%		J	0.026%
11	4-Methyl-2-hexanone	12	001-IN-F	7.5E-04	0.500	0.150%			0.026%
11	4-Methyl-2-hexanone	14	001-IN-G	4.4E-04	0.500	0.088%		J	0.026%
11	4-Methyl-2-hexanone	16	001-IN-H	5.0E-04	0.500	0.099%		J	0.026%
11	4-Methyl-2-hexanone	2	001-EF-A	8.7E-05	0.500	0.017%	YES	U	0.026%
11	4-Methyl-2-hexanone	4	001-EF-B	8.5E-05	0.500	0.017%	YES	U	0.026%
11	4-Methyl-2-hexanone	6	001-EF-C	8.4E-05	0.500	0.017%	YES	U	0.026%
11	4-Methyl-2-hexanone	8	001-EF-D	8.3E-05	0.500	0.017%	YES	U	0.026%
11	4-Methyl-2-hexanone	10	001-EF-E	8.3E-05	0.500	0.017%	YES	U	0.026%
11	4-Methyl-2-hexanone	12	001-EF-F	8.4E-05	0.500	0.017%	YES	U	0.026%
11	4-Methyl-2-hexanone	14	001-EF-G	8.9E-05	0.500	0.018%	YES	U	0.026%
11	4-Methyl-2-hexanone	16	001-EF-H	8.4E-05	0.500	0.017%	YES	U	0.026%
11	4-Methyl-2-hexanone	2	002-IN-A	5.9E-04	0.500	0.117%		J	0.026%
11	4-Methyl-2-hexanone	4	002-IN-B	8.0E-04	0.500	0.160%			0.026%
11	4-Methyl-2-hexanone	6	002-IN-C	6.5E-04	0.500	0.130%			0.026%
11	4-Methyl-2-hexanone	8	002-IN-D	6.6E-04	0.500	0.133%			0.026%
11	4-Methyl-2-hexanone	10	002-IN-E	6.5E-04	0.500	0.131%			0.026%
11	4-Methyl-2-hexanone	12	002-IN-F	5.4E-04	0.500	0.107%		J	0.026%
11	4-Methyl-2-hexanone	14	002-IN-G	3.3E-04	0.500	0.066%		J	0.026%
11	4-Methyl-2-hexanone	16	002-IN-H	1.2E-04	0.500	0.024%	YES	U	0.026%
11	4-Methyl-2-hexanone	2	002-EF-A	1.2E-04	0.500	0.023%	YES	U	0.026%
11	4-Methyl-2-hexanone	4	002-EF-B	1.1E-04	0.500	0.023%	YES	U	0.026%
11	4-Methyl-2-hexanone	6	002-EF-C	1.3E-04	0.500	0.026%	YES	U	0.026%
11	4-Methyl-2-hexanone	8	002-EF-D	1.2E-04	0.500	0.025%	YES	U	0.026%
11	4-Methyl-2-hexanone	10	002-EF-E	1.3E-04	0.500	0.025%	YES	U	0.026%
11	4-Methyl-2-hexanone	12	002-EF-F	1.2E-04	0.500	0.024%	YES	U	0.026%
11	4-Methyl-2-hexanone	14	002-EF-G	1.3E-04	0.500	0.025%	YES	U	0.026%
11	4-Methyl-2-hexanone	16	002-EF-H	1.2E-04	0.500	0.025%	YES	U	0.026%
13	3-Buten-2-one	2	001-IN-A	1.2E-03	0.200	0.581%		Y	0.159%
13	3-Buten-2-one	4	001-IN-B	2.6E-03	0.200	1.28%			0.159%
13	3-Buten-2-one	6	001-IN-C	2.4E-03	0.200	1.19%			0.159%
13	3-Buten-2-one	8	001-IN-D	2.1E-03	0.200	1.07%			0.159%
13	3-Buten-2-one	10	001-IN-E	1.0E-03	0.200	0.499%		J	0.159%
13	3-Buten-2-one	12	001-IN-F	1.0E-03	0.200	0.523%			0.159%
13	3-Buten-2-one	14	001-IN-G	7.7E-04	0.200	0.386%		J	0.159%
13	3-Buten-2-one	16	001-IN-H	9.6E-04	0.200	0.479%		J	0.159%
13	3-Buten-2-one	2	001-EF-A	2.2E-04	0.200	0.111%	YES	U	0.159%
13	3-Buten-2-one	4	001-EF-B	2.2E-04	0.200	0.108%	YES	U	0.159%
13	3-Buten-2-one	6	001-EF-C	2.1E-04	0.200	0.107%	YES	U	0.159%
13	3-Buten-2-one	8	001-EF-D	2.1E-04	0.200	0.106%	YES	U	0.159%
13	3-Buten-2-one	10	001-EF-E	2.1E-04	0.200	0.106%	YES		0.159%
13	3-Buten-2-one	12	001-EF-F	2.1E-04	0.200	0.107%	YES	U	0.159%
13	3-Buten-2-one	14	001-EF-G	2.3E-04	0.200	0.113%	YES	U	0.159%
13	3-Buten-2-one	16	001-EF-H	2.2E-04	0.200	0.108%	YES	U	0.159%
13	3-Buten-2-one	2	002-IN-A	9.5E-04	0.200	0.477%		J	0.159%
13	3-Buten-2-one	4	002-IN-B	2.3E-03	0.200	1.13%			0.159%

Table D.2. SX-104 (continued)

COPC #	Analyte	End Time (h)	Position	Conc. (ppm)	OEL (ppm)	Fraction of OEL	Measurement < DL RL?	Quality Code	Approx. DL RL (%OEL)
13	3-Buten-2-one	6	002-IN-C	2.1E-03	0.200	1.06%			0.159%
13	3-Buten-2-one	8	002-IN-D	2.3E-03	0.200	1.13%			0.159%
13	3-Buten-2-one	10	002-IN-E	1.7E-03	0.200	0.844%			0.159%
13	3-Buten-2-one	12	002-IN-F	1.1E-03	0.200	0.568%			0.159%
13	3-Buten-2-one	14	002-IN-G	9.7E-04	0.200	0.486%		J	0.159%
13	3-Buten-2-one	16	002-IN-H	3.0E-04	0.200	0.149%	YES	U	0.159%
13	3-Buten-2-one	2	002-EF-A	2.9E-04	0.200	0.144%	YES	U	0.159%
13	3-Buten-2-one	4	002-EF-B	2.8E-04	0.200	0.142%	YES	U	0.159%
13	3-Buten-2-one	6	002-EF-C	3.2E-04	0.200	0.159%	YES	U	0.159%
13	3-Buten-2-one	8	002-EF-D	3.1E-04	0.200	0.154%	YES	U	0.159%
13	3-Buten-2-one	10	002-EF-E	3.2E-04	0.200	0.158%	YES	U	0.159%
13	3-Buten-2-one	12	002-EF-F	3.0E-04	0.200	0.150%	YES	U	0.159%
13	3-Buten-2-one	14	002-EF-G	3.1E-04	0.200	0.155%	YES	U	0.159%
13	3-Buten-2-one	16	002-EF-H	3.1E-04	0.200	0.155%	YES	U	0.159%
14	Formaldehyde	2	001-IN-A	9.6E-03	0.300	3.19%			0.58%
14	Formaldehyde	4	001-IN-B	1.1E-02	0.300	3.68%			0.58%
14	Formaldehyde	6	001-IN-C	1.1E-02	0.300	3.68%			0.58%
14	Formaldehyde	8	001-IN-D	7.3E-03	0.300	2.42%			0.58%
14	Formaldehyde	10	001-IN-E	3.9E-03	0.300	1.31%			0.58%
14	Formaldehyde	12	001-IN-F	4.3E-03	0.300	1.44%			0.58%
14	Formaldehyde	14	001-IN-G	2.7E-03	0.300	0.915%			0.58%
14	Formaldehyde	16	001-IN-H	2.9E-03	0.300	0.977%			0.58%
14	Formaldehyde	2	001-EF-A	3.6E-03	0.300	1.21%			0.58%
14	Formaldehyde	4	001-EF-B	1.7E-03	0.300	0.556%	YES		0.58%
14	Formaldehyde	6	001-EF-C	1.7E-03	0.300	0.562%	YES		0.58%
14	Formaldehyde	8	001-EF-D	1.7E-03	0.300	0.552%	YES		0.58%
14	Formaldehyde	10	001-EF-E	1.7E-03	0.300	0.562%	YES		0.58%
14	Formaldehyde	12	001-EF-F	1.7E-03	0.300	0.558%	YES		0.58%
14	Formaldehyde	14	001-EF-G	1.7E-03	0.300	0.570%	YES		0.58%
14	Formaldehyde	16	001-EF-H	1.7E-03	0.300	0.565%	YES		0.58%
14	Formaldehyde	2	002-IN-A	1.4E-02	0.300	4.78%			0.58%
14	Formaldehyde	4	002-IN-B	1.5E-02	0.300	5.10%			0.58%
14	Formaldehyde	6	002-IN-C	1.4E-02	0.300	4.57%			0.58%
14	Formaldehyde	8	002-IN-D	1.7E-03	0.300	0.562%	YES		0.58%
14	Formaldehyde	10	002-IN-E	6.8E-03	0.300	2.26%			0.58%
14	Formaldehyde	12	002-IN-F	5.4E-03	0.300	1.80%			0.58%
14	Formaldehyde	14	002-IN-G	4.1E-03	0.300	1.36%			0.58%
14	Formaldehyde	16	002-IN-H	4.0E-03	0.300	1.35%			0.58%
14	Formaldehyde	2	002-EF-A	4.8E-03	0.300	1.61%			0.58%
14	Formaldehyde	4	002-EF-B	2.0E-03	0.300	0.680%			0.58%
14	Formaldehyde	6	002-EF-C	1.7E-03	0.300	0.572%	YES		0.58%
14	Formaldehyde	8	002-EF-D	1.7E-03	0.300	0.578%	YES		0.58%
14	Formaldehyde	10	002-EF-E	1.7E-03	0.300	0.557%	YES		0.58%
14	Formaldehyde	12	002-EF-F	1.7E-03	0.300	0.557%	YES		0.58%
14	Formaldehyde	14	002-EF-G	1.7E-03	0.300	0.570%	YES		0.58%
14	Formaldehyde	16	002-EF-H	1.6E-03	0.300	0.548%	YES		0.58%

Table D.2. SX-104 (continued)

COPC #	Analyte	End Time (h)	Position	Conc. (ppm)	OEL (ppm)	Fraction of OEL	Measurement < DL RL?	Quality Code	Approx. DL RL (%OEL)
15	Acetaldehyde	2	001-IN-A	7.2E-02	25.000	0.288%			0.0048%
15	Acetaldehyde	4	001-IN-B	7.3E-02	25.000	0.292%			0.0048%
15	Acetaldehyde	6	001-IN-C	7.8E-02	25.000	0.310%			0.0048%
15	Acetaldehyde	8	001-IN-D	7.4E-02	25.000	0.297%			0.0048%
15	Acetaldehyde	10	001-IN-E	6.5E-02	25.000	0.259%			0.0048%
15	Acetaldehyde	12	001-IN-F	6.8E-02	25.000	0.272%			0.0048%
15	Acetaldehyde	14	001-IN-G	6.2E-02	25.000	0.249%			0.0048%
15	Acetaldehyde	16	001-IN-H	6.4E-02	25.000	0.254%			0.0048%
15	Acetaldehyde	2	001-EF-A	3.8E-02	25.000	0.153%			0.0048%
15	Acetaldehyde	4	001-EF-B	3.4E-02	25.000	0.136%			0.0048%
15	Acetaldehyde	6	001-EF-C	2.3E-02	25.000	0.092%			0.0048%
15	Acetaldehyde	8	001-EF-D	4.3E-02	25.000	0.172%			0.0048%
15	Acetaldehyde	10	001-EF-E	3.4E-02	25.000	0.138%			0.0048%
15	Acetaldehyde	12	001-EF-F	3.9E-02	25.000	0.155%			0.0048%
15	Acetaldehyde	14	001-EF-G	3.5E-02	25.000	0.140%			0.0048%
15	Acetaldehyde	16	001-EF-H	3.7E-02	25.000	0.148%			0.0048%
15	Acetaldehyde	2	002-IN-A	6.7E-02	25.000	0.267%			0.0048%
15	Acetaldehyde	4	002-IN-B	7.9E-02	25.000	0.317%			0.0048%
15	Acetaldehyde	6	002-IN-C	7.1E-02	25.000	0.285%			0.0048%
15	Acetaldehyde	8	002-IN-D	7.8E-02	25.000	0.312%			0.0048%
15	Acetaldehyde	10	002-IN-E	7.8E-02	25.000	0.314%			0.0048%
15	Acetaldehyde	12	002-IN-F	6.9E-02	25.000	0.276%			0.0048%
15	Acetaldehyde	14	002-IN-G	3.2E-02	25.000	0.130%			0.0048%
15	Acetaldehyde	16	002-IN-H	6.4E-03	25.000	0.026%			0.0048%
15	Acetaldehyde	2	002-EF-A	3.5E-02	25.000	0.140%			0.0048%
15	Acetaldehyde	4	002-EF-B	3.5E-02	25.000	0.141%			0.0048%
15	Acetaldehyde	6	002-EF-C	3.7E-02	25.000	0.150%			0.0048%
15	Acetaldehyde	8	002-EF-D	4.7E-02	25.000	0.189%			0.0048%
15	Acetaldehyde	10	002-EF-E	5.0E-02	25.000	0.201%			0.0048%
15	Acetaldehyde	12	002-EF-F	5.0E-02	25.000	0.200%			0.0048%
15	Acetaldehyde	14	002-EF-G	4.4E-02	25.000	0.177%			0.0048%
15	Acetaldehyde	16	002-EF-H	2.9E-02	25.000	0.116%			0.0048%
16	Butanal/Butyraldehyde	2	001-IN-A	2.5E-03	25.000	0.010%		Y	0.0013%
16	Butanal/Butyraldehyde	4	001-IN-B	4.4E-03	25.000	0.018%			0.0013%
16	Butanal/Butyraldehyde	6	001-IN-C	3.6E-03	25.000	0.014%			0.0013%
16	Butanal/Butyraldehyde	8	001-IN-D	3.2E-03	25.000	0.013%			0.0013%
16	Butanal/Butyraldehyde	10	001-IN-E	2.1E-03	25.000	0.008%			0.0013%
16	Butanal/Butyraldehyde	12	001-IN-F	2.7E-03	25.000	0.011%			0.0013%
16	Butanal/Butyraldehyde	14	001-IN-G	1.8E-03	25.000	0.007%			0.0013%
16	Butanal/Butyraldehyde	16	001-IN-H	2.1E-03	25.000	0.008%			0.0013%
16	Butanal/Butyraldehyde	2	001-EF-A	3.1E-04	25.000	0.001%	YES	U	0.0013%
16	Butanal/Butyraldehyde	4	001-EF-B	3.0E-04	25.000	0.001%	YES	U	0.0013%
16	Butanal/Butyraldehyde	6	001-EF-C	3.0E-04	25.000	0.001%	YES	U	0.0013%
16	Butanal/Butyraldehyde	8	001-EF-D	3.0E-04	25.000	0.001%	YES	U	0.0013%
16	Butanal/Butyraldehyde	10	001-EF-E	3.0E-04	25.000	0.001%	YES	U	0.0013%

Table D.2. SX-104 (continued)

COPC #	Analyte	End Time (h)	Position	Conc. (ppm)	OEL (ppm)	Fraction of OEL	Measurement < DL RL?	Quality Code	Approx. DL RL (%OEL)
16	Butanal/Butyraldehyde	12	001-EF-F	3.0E-04	25.000	0.001%	YES	U	0.0013%
16	Butanal/Butyraldehyde	14	001-EF-G	3.2E-04	25.000	0.001%	YES	U	0.0013%
16	Butanal/Butyraldehyde	16	001-EF-H	3.0E-04	25.000	0.001%	YES	U	0.0013%
16	Butanal/Butyraldehyde	2	002-IN-A	1.4E-03	25.000	0.006%			0.0013%
16	Butanal/Butyraldehyde	4	002-IN-B	2.8E-03	25.000	0.011%			0.0013%
16	Butanal/Butyraldehyde	6	002-IN-C	2.4E-03	25.000	0.010%			0.0013%
16	Butanal/Butyraldehyde	8	002-IN-D	2.5E-03	25.000	0.010%			0.0013%
16	Butanal/Butyraldehyde	10	002-IN-E	1.8E-03	25.000	0.007%			0.0013%
16	Butanal/Butyraldehyde	12	002-IN-F	1.7E-03	25.000	0.007%			0.0013%
16	Butanal/Butyraldehyde	14	002-IN-G	1.0E-03	25.000	0.004%		J	0.0013%
16	Butanal/Butyraldehyde	16	002-IN-H	4.1E-04	25.000	0.002%		J	0.0013%
16	Butanal/Butyraldehyde	2	002-EF-A	3.0E-04	25.000	0.001%	YES	U	0.0013%
16	Butanal/Butyraldehyde	4	002-EF-B	3.0E-04	25.000	0.001%	YES	U	0.0013%
16	Butanal/Butyraldehyde	6	002-EF-C	3.3E-04	25.000	0.001%	YES	U	0.0013%
16	Butanal/Butyraldehyde	8	002-EF-D	3.3E-04	25.000	0.001%	YES	U	0.0013%
16	Butanal/Butyraldehyde	10	002-EF-E	3.3E-04	25.000	0.001%	YES	U	0.0013%
16	Butanal/Butyraldehyde	12	002-EF-F	3.2E-04	25.000	0.001%	YES	U	0.0013%
16	Butanal/Butyraldehyde	14	002-EF-G	3.3E-04	25.000	0.001%	YES	U	0.0013%
16	Butanal/Butyraldehyde	16	002-EF-H	3.3E-04	25.000	0.001%	YES	U	0.0013%
19	2-Propenal/Acrolein	2	001-IN-A	8.8E-04	0.100	0.883%	YES		0.93%
19	2-Propenal/Acrolein	4	001-IN-B	8.9E-04	0.100	0.895%	YES		0.93%
19	2-Propenal/Acrolein	6	001-IN-C	9.0E-04	0.100	0.897%	YES		0.93%
19	2-Propenal/Acrolein	8	001-IN-D	8.8E-04	0.100	0.883%	YES		0.93%
19	2-Propenal/Acrolein	10	001-IN-E	8.8E-04	0.100	0.876%	YES		0.93%
19	2-Propenal/Acrolein	12	001-IN-F	8.9E-04	0.100	0.891%	YES		0.93%
19	2-Propenal/Acrolein	14	001-IN-G	9.1E-04	0.100	0.907%	YES		0.93%
19	2-Propenal/Acrolein	16	001-IN-H	8.9E-04	0.100	0.892%	YES		0.93%
19	2-Propenal/Acrolein	2	001-EF-A	8.8E-04	0.100	0.883%	YES		0.93%
19	2-Propenal/Acrolein	4	001-EF-B	8.9E-04	0.100	0.893%	YES		0.93%
19	2-Propenal/Acrolein	6	001-EF-C	9.0E-04	0.100	0.902%	YES		0.93%
19	2-Propenal/Acrolein	8	001-EF-D	8.9E-04	0.100	0.887%	YES		0.93%
19	2-Propenal/Acrolein	10	001-EF-E	9.0E-04	0.100	0.903%	YES		0.93%
19	2-Propenal/Acrolein	12	001-EF-F	9.0E-04	0.100	0.897%	YES		0.93%
19	2-Propenal/Acrolein	14	001-EF-G	9.2E-04	0.100	0.916%	YES		0.93%
19	2-Propenal/Acrolein	16	001-EF-H	9.1E-04	0.100	0.907%	YES		0.93%
19	2-Propenal/Acrolein	2	002-IN-A	8.7E-04	0.100	0.873%	YES		0.93%
19	2-Propenal/Acrolein	4	002-IN-B	8.9E-04	0.100	0.890%	YES		0.93%
19	2-Propenal/Acrolein	6	002-IN-C	8.7E-04	0.100	0.874%	YES		0.93%
19	2-Propenal/Acrolein	8	002-IN-D	9.0E-04	0.100	0.902%	YES		0.93%
19	2-Propenal/Acrolein	10	002-IN-E	9.1E-04	0.100	0.907%	YES		0.93%
19	2-Propenal/Acrolein	12	002-IN-F	9.0E-04	0.100	0.905%	YES		0.93%
19	2-Propenal/Acrolein	14	002-IN-G	9.1E-04	0.100	0.911%	YES		0.93%
19	2-Propenal/Acrolein	16	002-IN-H	9.0E-04	0.100	0.901%	YES		0.93%
19	2-Propenal/Acrolein	2	002-EF-A	8.6E-04	0.100	0.862%	YES		0.93%
19	2-Propenal/Acrolein	4	002-EF-B	9.3E-04	0.100	0.926%	YES		0.93%
19	2-Propenal/Acrolein	6	002-EF-C	9.2E-04	0.100	0.919%	YES		0.93%

Table D.2. SX-104 (continued)

COPC #	Analyte	End Time (h)	Position	Conc. (ppm)	OEL (ppm)	Fraction of OEL	Measurement < DL RL?	Quality Code	Approx. DL RL (%OEL)
19	2-Propenal/Acrolein	8	002-EF-D	9.3E-04	0.100	0.929%	YES		0.93%
19	2-Propenal/Acrolein	10	002-EF-E	9.0E-04	0.100	0.896%	YES		0.93%
19	2-Propenal/Acrolein	12	002-EF-F	9.0E-04	0.100	0.895%	YES		0.93%
19	2-Propenal/Acrolein	14	002-EF-G	9.2E-04	0.100	0.915%	YES		0.93%
19	2-Propenal/Acrolein	16	002-EF-H	8.8E-04	0.100	0.880%	YES		0.93%
20	Furan	2	001-IN-A	3.5E-05	0.001	3.46%	YES	U	4.06%
20	Furan	4	001-IN-B	3.8E-05	0.001	3.75%	YES	U	4.06%
20	Furan	6	001-IN-C	3.8E-05	0.001	3.76%	YES	U	4.06%
20	Furan	8	001-IN-D		0.001				4.06%
20	Furan	10	001-IN-E	4.1E-05	0.001	4.06%	YES	U	4.06%
20	Furan	12	001-IN-F	3.5E-05	0.001	3.55%	YES	U	4.06%
20	Furan	14	001-IN-G	3.6E-05	0.001	3.62%	YES	U	4.06%
20	Furan	16	001-IN-H	3.6E-05	0.001	3.58%	YES	U	4.06%
20	Furan	2	001-EF-A		0.001				4.06%
20	Furan	4	001-EF-B	3.7E-05	0.001	3.68%	YES	U	4.06%
20	Furan	6	001-EF-C	3.5E-05	0.001	3.49%	YES	U	4.06%
20	Furan	8	001-EF-D	3.5E-05	0.001	3.55%	YES	U	4.06%
20	Furan	10	001-EF-E	3.8E-05	0.001	3.83%	YES	U	4.06%
20	Furan	12	001-EF-F	3.6E-05	0.001	3.59%	YES	U	4.06%
20	Furan	14	001-EF-G	3.8E-05	0.001	3.76%	YES	U	4.06%
20	Furan	16	001-EF-H	3.8E-05	0.001	3.81%	YES	U	4.06%
20	Furan	2	002-IN-A	3.9E-05	0.001	3.91%	YES	U	4.06%
20	Furan	4	002-IN-B	3.7E-05	0.001	3.67%	YES	U	4.06%
20	Furan	6	002-IN-C	3.5E-05	0.001	3.49%	YES	U	4.06%
20	Furan	8	002-IN-D	3.5E-05	0.001	3.53%	YES	U	4.06%
20	Furan	10	002-IN-E	3.6E-05	0.001	3.62%	YES	U	4.06%
20	Furan	12	002-IN-F	3.5E-05	0.001	3.54%	YES	U	4.06%
20	Furan	14	002-IN-G	3.6E-05	0.001	3.55%	YES	U	4.06%
20	Furan	16	002-IN-H	3.6E-05	0.001	3.55%	YES	U	4.06%
20	Furan	2	002-EF-A	4.0E-05	0.001	3.96%	YES	U	4.06%
20	Furan	4	002-EF-B	3.8E-05	0.001	3.82%	YES	U	4.06%
20	Furan	6	002-EF-C	3.6E-05	0.001	3.58%	YES	U	4.06%
20	Furan	8	002-EF-D	3.7E-05	0.001	3.75%	YES	U	4.06%
20	Furan	10	002-EF-E	3.7E-05	0.001	3.72%	YES	U	4.06%
20	Furan	12	002-EF-F	3.7E-05	0.001	3.68%	YES	U	4.06%
20	Furan	14	002-EF-G		0.001				4.06%
20	Furan	16	002-EF-H	3.6E-05	0.001	3.61%	YES	U	4.06%
21	2,3-Dihydrofuran	2	001-IN-A	2.9E-05	0.001	2.95%	YES	U	3.38%
21	2,3-Dihydrofuran	4	001-IN-B	9.8E-05	0.001	9.77%			3.38%
21	2,3-Dihydrofuran	6	001-IN-C	8.0E-05	0.001	8.02%			3.38%
21	2,3-Dihydrofuran	8	001-IN-D		0.001				3.38%
21	2,3-Dihydrofuran	10	001-IN-E	6.7E-05	0.001	6.73%			3.38%
21	2,3-Dihydrofuran	12	001-IN-F	3.0E-05	0.001	3.03%	YES	U	3.38%
21	2,3-Dihydrofuran	14	001-IN-G	3.1E-05	0.001	3.09%	YES	U	3.38%
21	2,3-Dihydrofuran	16	001-IN-H	3.1E-05	0.001	3.06%	YES	U	3.38%

Table D.2. SX-104 (continued)

COPC #	Analyte	End Time (h)	Position	Conc. (ppm)	OEL (ppm)	Fraction of OEL	Measurement < DL RL?	Quality Code	Approx. DL RL (%OEL)
21	2,3-Dihydrofuran	2	001-EF-A		0.001				3.38%
21	2,3-Dihydrofuran	4	001-EF-B	3.1E-05	0.001	3.14%	YES	U	3.38%
21	2,3-Dihydrofuran	6	001-EF-C	3.0E-05	0.001	2.97%	YES	U	3.38%
21	2,3-Dihydrofuran	8	001-EF-D	3.0E-05	0.001	3.03%	YES	U	3.38%
21	2,3-Dihydrofuran	10	001-EF-E	3.3E-05	0.001	3.27%	YES	U	3.38%
21	2,3-Dihydrofuran	12	001-EF-F	3.1E-05	0.001	3.06%	YES	U	3.38%
21	2,3-Dihydrofuran	14	001-EF-G	3.2E-05	0.001	3.20%	YES	U	3.38%
21	2,3-Dihydrofuran	16	001-EF-H	3.3E-05	0.001	3.25%	YES	U	3.38%
21	2,3-Dihydrofuran	2	002-IN-A	9.1E-05	0.001	9.09%		J	3.38%
21	2,3-Dihydrofuran	4	002-IN-B	9.6E-05	0.001	9.57%		J	3.38%
21	2,3-Dihydrofuran	6	002-IN-C	6.1E-05	0.001	6.11%		J	3.38%
21	2,3-Dihydrofuran	8	002-IN-D	3.0E-05	0.001	3.01%	YES	U	3.38%
21	2,3-Dihydrofuran	10	002-IN-E	3.1E-05	0.001	3.09%	YES	U	3.38%
21	2,3-Dihydrofuran	12	002-IN-F	3.0E-05	0.001	3.02%	YES	U	3.38%
21	2,3-Dihydrofuran	14	002-IN-G	3.0E-05	0.001	3.03%	YES	U	3.38%
21	2,3-Dihydrofuran	16	002-IN-H	3.0E-05	0.001	3.03%	YES	U	3.38%
21	2,3-Dihydrofuran	2	002-EF-A	3.4E-05	0.001	3.38%	YES	U	3.38%
21	2,3-Dihydrofuran	4	002-EF-B	3.3E-05	0.001	3.26%	YES	U	3.38%
21	2,3-Dihydrofuran	6	002-EF-C	3.1E-05	0.001	3.05%	YES	U	3.38%
21	2,3-Dihydrofuran	8	002-EF-D	3.2E-05	0.001	3.19%	YES	U	3.38%
21	2,3-Dihydrofuran	10	002-EF-E	3.2E-05	0.001	3.17%	YES	U	3.38%
21	2,3-Dihydrofuran	12	002-EF-F	3.1E-05	0.001	3.14%	YES	U	3.38%
21	2,3-Dihydrofuran	14	002-EF-G		0.001				3.38%
21	2,3-Dihydrofuran	16	002-EF-H	3.1E-05	0.001	3.08%	YES	U	3.38%
22	2,5-Dihydrofuran	2	001-IN-A	3.4E-05	0.001	3.44%	YES	U	4.04%
22	2,5-Dihydrofuran	4	001-IN-B	3.7E-05	0.001	3.73%	YES	U	4.04%
22	2,5-Dihydrofuran	6	001-IN-C	3.7E-05	0.001	3.74%	YES	U	4.04%
22	2,5-Dihydrofuran	8	001-IN-D		0.001				4.04%
22	2,5-Dihydrofuran	10	001-IN-E	4.0E-05	0.001	4.04%	YES	U	4.04%
22	2,5-Dihydrofuran	12	001-IN-F	3.5E-05	0.001	3.53%	YES	U	4.04%
22	2,5-Dihydrofuran	14	001-IN-G	3.6E-05	0.001	3.60%	YES	U	4.04%
22	2,5-Dihydrofuran	16	001-IN-H	3.6E-05	0.001	3.56%	YES	U	4.04%
22	2,5-Dihydrofuran	2	001-EF-A		0.001				4.04%
22	2,5-Dihydrofuran	4	001-EF-B	3.7E-05	0.001	3.66%	YES	U	4.04%
22	2,5-Dihydrofuran	6	001-EF-C	3.5E-05	0.001	3.47%	YES	U	4.04%
22	2,5-Dihydrofuran	8	001-EF-D	3.5E-05	0.001	3.53%	YES	U	4.04%
22	2,5-Dihydrofuran	10	001-EF-E	3.8E-05	0.001	3.81%	YES	U	4.04%
22	2,5-Dihydrofuran	12	001-EF-F	3.6E-05	0.001	3.57%	YES	U	4.04%
22	2,5-Dihydrofuran	14	001-EF-G	3.7E-05	0.001	3.74%	YES	U	4.04%
22	2,5-Dihydrofuran	16	001-EF-H	3.8E-05	0.001	3.79%	YES	U	4.04%
22	2,5-Dihydrofuran	2	002-IN-A	3.9E-05	0.001	3.89%	YES	U	4.04%
22	2,5-Dihydrofuran	4	002-IN-B	3.7E-05	0.001	3.65%	YES	U	4.04%
22	2,5-Dihydrofuran	6	002-IN-C	3.5E-05	0.001	3.47%	YES	U	4.04%
22	2,5-Dihydrofuran	8	002-IN-D	3.5E-05	0.001	3.51%	YES	U	4.04%
22	2,5-Dihydrofuran	10	002-IN-E	3.6E-05	0.001	3.60%	YES	U	4.04%
22	2,5-Dihydrofuran	12	002-IN-F	3.5E-05	0.001	3.52%	YES	U	4.04%



Table D.2. SX-104 (continued)

COPC #	Analyte	End Time (h)	Position	Conc. (ppm)	OEL (ppm)	Fraction of OEL	Measurement < DL RL?	Quality Code	Approx. DL RL (%OEL)
22	2,5-Dihydrofuran	14	002-IN-G	3.5E-05	0.001	3.53%	YES	U	4.04%
22	2,5-Dihydrofuran	16	002-IN-H	3.5E-05	0.001	3.53%	YES	U	4.04%
22	2,5-Dihydrofuran	2	002-EF-A	3.9E-05	0.001	3.94%	YES	U	4.04%
22	2,5-Dihydrofuran	4	002-EF-B	3.8E-05	0.001	3.80%	YES	U	4.04%
22	2,5-Dihydrofuran	6	002-EF-C	3.6E-05	0.001	3.56%	YES	U	4.04%
22	2,5-Dihydrofuran	8	002-EF-D	3.7E-05	0.001	3.73%	YES	U	4.04%
22	2,5-Dihydrofuran	10	002-EF-E	3.7E-05	0.001	3.70%	YES	U	4.04%
22	2,5-Dihydrofuran	12	002-EF-F	3.7E-05	0.001	3.66%	YES	U	4.04%
22	2,5-Dihydrofuran	14	002-EF-G		0.001				4.04%
22	2,5-Dihydrofuran	16	002-EF-H	3.6E-05	0.001	3.59%	YES	U	4.04%
23	2-Methylfuran	2	001-IN-A	4.5E-05	0.001	4.55%	YES	U	5.34%
23	2-Methylfuran	4	001-IN-B	4.9E-05	0.001	4.93%	YES	U	5.34%
23	2-Methylfuran	6	001-IN-C	4.9E-05	0.001	4.95%	YES	U	5.34%
23	2-Methylfuran	8	001-IN-D		0.001				5.34%
23	2-Methylfuran	10	001-IN-E	5.3E-05	0.001	5.34%	YES	U	5.34%
23	2-Methylfuran	12	001-IN-F	4.7E-05	0.001	4.67%	YES	U	5.34%
23	2-Methylfuran	14	001-IN-G	4.8E-05	0.001	4.76%	YES	U	5.34%
23	2-Methylfuran	16	001-IN-H	4.7E-05	0.001	4.71%	YES	U	5.34%
23	2-Methylfuran	2	001-EF-A		0.001				5.34%
23	2-Methylfuran	4	001-EF-B	4.8E-05	0.001	4.84%	YES	U	5.34%
23	2-Methylfuran	6	001-EF-C	4.6E-05	0.001	4.58%	YES	U	5.34%
23	2-Methylfuran	8	001-EF-D	4.7E-05	0.001	4.66%	YES	U	5.34%
23	2-Methylfuran	10	001-EF-E	5.0E-05	0.001	5.04%	YES	U	5.34%
23	2-Methylfuran	12	001-EF-F	4.7E-05	0.001	4.72%	YES	U	5.34%
23	2-Methylfuran	14	001-EF-G	4.9E-05	0.001	4.94%	YES	U	5.34%
23	2-Methylfuran	16	001-EF-H	5.0E-05	0.001	5.01%	YES	U	5.34%
23	2-Methylfuran	2	002-IN-A	5.1E-05	0.001	5.15%	YES	U	5.34%
23	2-Methylfuran	4	002-IN-B	4.8E-05	0.001	4.83%	YES	U	5.34%
23	2-Methylfuran	6	002-IN-C	4.6E-05	0.001	4.58%	YES	U	5.34%
23	2-Methylfuran	8	002-IN-D	4.6E-05	0.001	4.64%	YES	U	5.34%
23	2-Methylfuran	10	002-IN-E	4.8E-05	0.001	4.76%	YES	U	5.34%
23	2-Methylfuran	12	002-IN-F	4.6E-05	0.001	4.65%	YES	U	5.34%
23	2-Methylfuran	14	002-IN-G	4.7E-05	0.001	4.67%	YES	U	5.34%
23	2-Methylfuran	16	002-IN-H	4.7E-05	0.001	4.67%	YES	U	5.34%
23	2-Methylfuran	2	002-EF-A	5.2E-05	0.001	5.20%	YES	U	5.34%
23	2-Methylfuran	4	002-EF-B	5.0E-05	0.001	5.02%	YES	U	5.34%
23	2-Methylfuran	6	002-EF-C	4.7E-05	0.001	4.70%	YES	U	5.34%
23	2-Methylfuran	8	002-EF-D	4.9E-05	0.001	4.92%	YES	U	5.34%
23	2-Methylfuran	10	002-EF-E	4.9E-05	0.001	4.89%	YES	U	5.34%
23	2-Methylfuran	12	002-EF-F	4.8E-05	0.001	4.84%	YES	U	5.34%
23	2-Methylfuran	14	002-EF-G		0.001				5.34%
23	2-Methylfuran	16	002-EF-H	4.7E-05	0.001	4.75%	YES	U	5.34%
24	2,5-Dimethylfuran	2	001-IN-A	5.6E-05	0.001	5.55%	YES	U	6.52%
24	2,5-Dimethylfuran	4	001-IN-B	2.7E-04	0.001	26.6%			6.52%
24	2,5-Dimethylfuran	6	001-IN-C	2.7E-04	0.001	26.6%			6.52%

Table D.2. SX-104 (continued)

COPC #	Analyte	End Time (h)	Position	Conc. (ppm)	OEL (ppm)	Fraction of OEL	Measurement < DL RL?	Quality Code	Approx. DL RL (%OEL)
24	2,5-Dimethylfuran	8	001-IN-D		0.001				6.52%
24	2,5-Dimethylfuran	10	001-IN-E	6.5E-05	0.001	6.52%	YES	U	6.52%
24	2,5-Dimethylfuran	12	001-IN-F	5.7E-05	0.001	5.70%	YES	U	6.52%
24	2,5-Dimethylfuran	14	001-IN-G	5.8E-05	0.001	5.81%	YES	U	6.52%
24	2,5-Dimethylfuran	16	001-IN-H	5.8E-05	0.001	5.76%	YES	U	6.52%
24	2,5-Dimethylfuran	2	001-EF-A		0.001				6.52%
24	2,5-Dimethylfuran	4	001-EF-B	1.5E-04	0.001	15.3%			6.52%
24	2,5-Dimethylfuran	6	001-EF-C	2.2E-04	0.001	21.7%			6.52%
24	2,5-Dimethylfuran	8	001-EF-D	5.7E-05	0.001	5.70%	YES	U	6.52%
24	2,5-Dimethylfuran	10	001-EF-E	6.2E-05	0.001	6.16%	YES	U	6.52%
24	2,5-Dimethylfuran	12	001-EF-F	5.8E-05	0.001	5.77%	YES	U	6.52%
24	2,5-Dimethylfuran	14	001-EF-G	6.0E-05	0.001	6.03%	YES	U	6.52%
24	2,5-Dimethylfuran	16	001-EF-H	6.1E-05	0.001	6.13%	YES	U	6.52%
24	2,5-Dimethylfuran	2	002-IN-A	6.3E-05	0.001	6.29%	YES	U	6.52%
24	2,5-Dimethylfuran	4	002-IN-B	1.4E-04	0.001	14.0%		J	6.52%
24	2,5-Dimethylfuran	6	002-IN-C	5.6E-05	0.001	5.60%	YES	U	6.52%
24	2,5-Dimethylfuran	8	002-IN-D	5.7E-05	0.001	5.67%	YES	U	6.52%
24	2,5-Dimethylfuran	10	002-IN-E	5.8E-05	0.001	5.82%	YES	U	6.52%
24	2,5-Dimethylfuran	12	002-IN-F	5.7E-05	0.001	5.68%	YES	U	6.52%
24	2,5-Dimethylfuran	14	002-IN-G	5.7E-05	0.001	5.71%	YES	U	6.52%
24	2,5-Dimethylfuran	16	002-IN-H	5.7E-05	0.001	5.71%	YES	U	6.52%
24	2,5-Dimethylfuran	2	002-EF-A	6.4E-05	0.001	6.36%	YES	U	6.52%
24	2,5-Dimethylfuran	4	002-EF-B	6.1E-05	0.001	6.14%	YES	U	6.52%
24	2,5-Dimethylfuran	6	002-EF-C	5.7E-05	0.001	5.75%	YES	U	6.52%
24	2,5-Dimethylfuran	8	002-EF-D	6.0E-05	0.001	6.02%	YES	U	6.52%
24	2,5-Dimethylfuran	10	002-EF-E	6.0E-05	0.001	5.98%	YES	U	6.52%
24	2,5-Dimethylfuran	12	002-EF-F	5.9E-05	0.001	5.92%	YES	U	6.52%
24	2,5-Dimethylfuran	14	002-EF-G		0.001				6.52%
24	2,5-Dimethylfuran	16	002-EF-H	5.8E-05	0.001	5.80%	YES	U	6.52%
28	2-Pentylfuran	2	001-IN-A	4.6E-05	0.001	4.57%	YES	U	5.36%
28	2-Pentylfuran	4	001-IN-B	5.0E-05	0.001	4.96%	YES	U	5.36%
28	2-Pentylfuran	6	001-IN-C	5.0E-05	0.001	4.97%	YES	U	5.36%
28	2-Pentylfuran	8	001-IN-D		0.001				5.36%
28	2-Pentylfuran	10	001-IN-E	5.4E-05	0.001	5.36%	YES	U	5.36%
28	2-Pentylfuran	12	001-IN-F	4.7E-05	0.001	4.69%	YES	U	5.36%
28	2-Pentylfuran	14	001-IN-G	4.8E-05	0.001	4.78%	YES	U	5.36%
28	2-Pentylfuran	16	001-IN-H	4.7E-05	0.001	4.73%	YES	U	5.36%
28	2-Pentylfuran	2	001-EF-A		0.001				5.36%
28	2-Pentylfuran	4	001-EF-B	4.9E-05	0.001	4.87%	YES	U	5.36%
28	2-Pentylfuran	6	001-EF-C	4.6E-05	0.001	4.61%	YES	U	5.36%
28	2-Pentylfuran	8	001-EF-D	4.7E-05	0.001	4.69%	YES	U	5.36%
28	2-Pentylfuran	10	001-EF-E	5.1E-05	0.001	5.06%	YES	U	5.36%
28	2-Pentylfuran	12	001-EF-F	4.7E-05	0.001	4.75%	YES	U	5.36%
28	2-Pentylfuran	14	001-EF-G	5.0E-05	0.001	4.96%	YES	U	5.36%
28	2-Pentylfuran	16	001-EF-H	5.0E-05	0.001	5.04%	YES	U	5.36%
28	2-Pentylfuran	2	002-IN-A	5.2E-05	0.001	5.17%	YES	U	5.36%

Table D.2. SX-104 (continued)

COPC #	Analyte	End Time (h)	Position	Conc. (ppm)	OEL (ppm)	Fraction of OEL	Measurement < DL RL?	Quality Code	Approx. DL RL (%OEL)
28	2-Pentylfuran	4	002-IN-B	4.9E-05	0.001	4.85%	YES	U	5.36%
28	2-Pentylfuran	6	002-IN-C	4.6E-05	0.001	4.61%	YES	U	5.36%
28	2-Pentylfuran	8	002-IN-D	4.7E-05	0.001	4.66%	YES	U	5.36%
28	2-Pentylfuran	10	002-IN-E	4.8E-05	0.001	4.79%	YES	U	5.36%
28	2-Pentylfuran	12	002-IN-F	4.7E-05	0.001	4.67%	YES	U	5.36%
28	2-Pentylfuran	14	002-IN-G	4.7E-05	0.001	4.70%	YES	U	5.36%
28	2-Pentylfuran	16	002-IN-H	4.7E-05	0.001	4.70%	YES	U	5.36%
28	2-Pentylfuran	2	002-EF-A	5.2E-05	0.001	5.23%	YES	U	5.36%
28	2-Pentylfuran	4	002-EF-B	5.1E-05	0.001	5.05%	YES	U	5.36%
28	2-Pentylfuran	6	002-EF-C	4.7E-05	0.001	4.73%	YES	U	5.36%
28	2-Pentylfuran	8	002-EF-D	4.9E-05	0.001	4.95%	YES	U	5.36%
28	2-Pentylfuran	10	002-EF-E	4.9E-05	0.001	4.92%	YES	U	5.36%
28	2-Pentylfuran	12	002-EF-F	4.9E-05	0.001	4.87%	YES	U	5.36%
28	2-Pentylfuran	14	002-EF-G		0.001				5.36%
28	2-Pentylfuran	16	002-EF-H	4.8E-05	0.001	4.77%	YES	U	5.36%
29	2-Heptylfuran	2	001-IN-A	3.5E-05	0.001	3.45%	YES	U	4.05%
29	2-Heptylfuran	4	001-IN-B	3.7E-05	0.001	3.75%	YES	U	4.05%
29	2-Heptylfuran	6	001-IN-C	3.8E-05	0.001	3.76%	YES	U	4.05%
29	2-Heptylfuran	8	001-IN-D		0.001				4.05%
29	2-Heptylfuran	10	001-IN-E	4.1E-05	0.001	4.05%	YES	U	4.05%
29	2-Heptylfuran	12	001-IN-F	3.5E-05	0.001	3.54%	YES	U	4.05%
29	2-Heptylfuran	14	001-IN-G	3.6E-05	0.001	3.62%	YES	U	4.05%
29	2-Heptylfuran	16	001-IN-H	3.6E-05	0.001	3.58%	YES	U	4.05%
29	2-Heptylfuran	2	001-EF-A		0.001				4.05%
29	2-Heptylfuran	4	001-EF-B	3.7E-05	0.001	3.68%	YES	U	4.05%
29	2-Heptylfuran	6	001-EF-C	3.5E-05	0.001	3.48%	YES	U	4.05%
29	2-Heptylfuran	8	001-EF-D	7.1E-05	0.001	7.09%			4.05%
29	2-Heptylfuran	10	001-EF-E	3.8E-05	0.001	3.83%	YES	U	4.05%
29	2-Heptylfuran	12	001-EF-F	3.6E-05	0.001	3.59%	YES	U	4.05%
29	2-Heptylfuran	14	001-EF-G	3.8E-05	0.001	3.75%	YES	U	4.05%
29	2-Heptylfuran	16	001-EF-H	3.8E-05	0.001	3.81%	YES	U	4.05%
29	2-Heptylfuran	2	002-IN-A	3.9E-05	0.001	3.91%	YES	U	4.05%
29	2-Heptylfuran	4	002-IN-B	3.7E-05	0.001	3.67%	YES	U	4.05%
29	2-Heptylfuran	6	002-IN-C	3.5E-05	0.001	3.48%	YES	U	4.05%
29	2-Heptylfuran	8	002-IN-D	3.5E-05	0.001	3.52%	YES	U	4.05%
29	2-Heptylfuran	10	002-IN-E	3.6E-05	0.001	3.62%	YES	U	4.05%
29	2-Heptylfuran	12	002-IN-F	3.5E-05	0.001	3.53%	YES	U	4.05%
29	2-Heptylfuran	14	002-IN-G	3.5E-05	0.001	3.55%	YES	U	4.05%
29	2-Heptylfuran	16	002-IN-H	3.5E-05	0.001	3.55%	YES	U	4.05%
29	2-Heptylfuran	2	002-EF-A	4.0E-05	0.001	3.95%	YES	U	4.05%
29	2-Heptylfuran	4	002-EF-B	3.8E-05	0.001	3.82%	YES	U	4.05%
29	2-Heptylfuran	6	002-EF-C	3.6E-05	0.001	3.57%	YES	U	4.05%
29	2-Heptylfuran	8	002-EF-D	3.7E-05	0.001	3.74%	YES	U	4.05%
29	2-Heptylfuran	10	002-EF-E	3.7E-05	0.001	3.72%	YES	U	4.05%
29	2-Heptylfuran	12	002-EF-F	3.7E-05	0.001	3.68%	YES	U	4.05%
29	2-Heptylfuran	14	002-EF-G		0.001				4.05%

Table D.2. SX-104 (continued)

COPC #	Analyte	End Time (h)	Position	Conc. (ppm)	OEL (ppm)	Fraction of OEL	Measurement < DL RL?	Quality Code	Approx. DL RL (%OEL)
29	2-Heptylfuran	16	002-EF-H	3.6E-05	0.001	3.61%	YES	U	4.05%
30	2-Propylfuran	2	001-IN-A	3.4E-05	0.001	3.44%	YES	U	4.04%
30	2-Propylfuran	4	001-IN-B	3.7E-05	0.001	3.73%	YES	U	4.04%
30	2-Propylfuran	6	001-IN-C	3.7E-05	0.001	3.74%	YES	U	4.04%
30	2-Propylfuran	8	001-IN-D		0.001				4.04%
30	2-Propylfuran	10	001-IN-E	4.0E-05	0.001	4.04%	YES	U	4.04%
30	2-Propylfuran	12	001-IN-F	3.5E-05	0.001	3.53%	YES	U	4.04%
30	2-Propylfuran	14	001-IN-G	3.6E-05	0.001	3.60%	YES	U	4.04%
30	2-Propylfuran	16	001-IN-H	3.6E-05	0.001	3.56%	YES	U	4.04%
30	2-Propylfuran	2	001-EF-A		0.001				4.04%
30	2-Propylfuran	4	001-EF-B	3.7E-05	0.001	3.66%	YES	U	4.04%
30	2-Propylfuran	6	001-EF-C	3.5E-05	0.001	3.47%	YES	U	4.04%
30	2-Propylfuran	8	001-EF-D	3.5E-05	0.001	3.53%	YES	U	4.04%
30	2-Propylfuran	10	001-EF-E	3.8E-05	0.001	3.81%	YES	U	4.04%
30	2-Propylfuran	12	001-EF-F	3.6E-05	0.001	3.57%	YES	U	4.04%
30	2-Propylfuran	14	001-EF-G	3.7E-05	0.001	3.74%	YES	U	4.04%
30	2-Propylfuran	16	001-EF-H	3.8E-05	0.001	3.79%	YES	U	4.04%
30	2-Propylfuran	2	002-IN-A	3.9E-05	0.001	3.89%	YES	U	4.04%
30	2-Propylfuran	4	002-IN-B	3.7E-05	0.001	3.65%	YES	U	4.04%
30	2-Propylfuran	6	002-IN-C	3.5E-05	0.001	3.47%	YES	U	4.04%
30	2-Propylfuran	8	002-IN-D	3.8E-05	0.001	3.77%		J	4.04%
30	2-Propylfuran	10	002-IN-E	3.6E-05	0.001	3.60%	YES	U	4.04%
30	2-Propylfuran	12	002-IN-F	3.5E-05	0.001	3.52%	YES	U	4.04%
30	2-Propylfuran	14	002-IN-G	3.5E-05	0.001	3.53%	YES	U	4.04%
30	2-Propylfuran	16	002-IN-H	3.5E-05	0.001	3.53%	YES	U	4.04%
30	2-Propylfuran	2	002-EF-A	3.9E-05	0.001	3.94%	YES	U	4.04%
30	2-Propylfuran	4	002-EF-B	3.8E-05	0.001	3.80%	YES	U	4.04%
30	2-Propylfuran	6	002-EF-C	3.6E-05	0.001	3.56%	YES	U	4.04%
30	2-Propylfuran	8	002-EF-D	3.7E-05	0.001	3.73%	YES	U	4.04%
30	2-Propylfuran	10	002-EF-E	3.7E-05	0.001	3.70%	YES	U	4.04%
30	2-Propylfuran	12	002-EF-F	3.7E-05	0.001	3.66%	YES	U	4.04%
30	2-Propylfuran	14	002-EF-G		0.001				4.04%
30	2-Propylfuran	16	002-EF-H	3.6E-05	0.001	3.59%	YES	U	4.04%
34	Diethylphthalate	2	001-IN-A	2.0E-04	0.543	0.037%	YES	U	0.04%
34	Diethylphthalate	4	001-IN-B	2.0E-04	0.543	0.037%	YES	U	0.04%
34	Diethylphthalate	6	001-IN-C	1.9E-04	0.543	0.036%	YES	U	0.04%
34	Diethylphthalate	8	001-IN-D	2.0E-04	0.543	0.036%	YES	U	0.04%
34	Diethylphthalate	10	001-IN-E	1.8E-04	0.543	0.033%	YES	U	0.04%
34	Diethylphthalate	12	001-IN-F	1.9E-04	0.543	0.035%	YES	U	0.04%
34	Diethylphthalate	14	001-IN-G	1.9E-04	0.543	0.036%	YES	U	0.04%
34	Diethylphthalate	16	001-IN-H	1.9E-04	0.543	0.034%	YES	U	0.04%
34	Diethylphthalate	2	001-EF-A	2.0E-04	0.543	0.036%	YES	U	0.04%
34	Diethylphthalate	4	001-EF-B	1.9E-04	0.543	0.036%	YES	U	0.04%
34	Diethylphthalate	6	001-EF-C	1.9E-04	0.543	0.035%	YES	U	0.04%
34	Diethylphthalate	8	001-EF-D	1.8E-04	0.543	0.033%	YES	U	0.04%

Table D.2. SX-104 (continued)

COPC #	Analyte	End Time (h)	Position	Conc. (ppm)	OEL (ppm)	Fraction of OEL	Measurement < DL RL?	Quality Code	Approx. DL RL (%OEL)
34	Diethylphthalate	10	001-EF-E	1.8E-04	0.543	0.034%	YES	U	0.04%
34	Diethylphthalate	12	001-EF-F	1.9E-04	0.543	0.034%	YES	U, S*	0.04%
34	Diethylphthalate	14	001-EF-G	1.9E-04	0.543	0.034%	YES	U	0.04%
34	Diethylphthalate	16	001-EF-H	1.8E-04	0.543	0.034%	YES	U	0.04%
34	Diethylphthalate	2	002-IN-A	1.8E-04	0.543	0.033%	YES	U	0.04%
34	Diethylphthalate	4	002-IN-B	2.0E-04	0.543	0.037%	YES	U	0.04%
34	Diethylphthalate	6	002-IN-C		0.543				0.04%
34	Diethylphthalate	8	002-IN-D	2.0E-04	0.543	0.036%	YES	U	0.04%
34	Diethylphthalate	10	002-IN-E	1.9E-04	0.543	0.036%	YES	U	0.04%
34	Diethylphthalate	12	002-IN-F	1.9E-04	0.543	0.035%	YES	U	0.04%
34	Diethylphthalate	14	002-IN-G	1.9E-04	0.543	0.035%	YES	U	0.04%
34	Diethylphthalate	16	002-IN-H	1.9E-04	0.543	0.036%	YES	U	0.04%
34	Diethylphthalate	2	002-EF-A	1.8E-04	0.543	0.033%	YES	U	0.04%
34	Diethylphthalate	4	002-EF-B	1.9E-04	0.543	0.034%	YES	QU	0.04%
34	Diethylphthalate	6	002-EF-C	1.8E-04	0.543	0.034%	YES	U	0.04%
34	Diethylphthalate	8	002-EF-D	1.9E-04	0.543	0.036%	YES	U	0.04%
34	Diethylphthalate	10	002-EF-E	2.0E-04	0.543	0.036%	YES	U	0.04%
34	Diethylphthalate	12	002-EF-F	1.9E-04	0.543	0.035%	YES	U, S*	0.04%
34	Diethylphthalate	14	002-EF-G		0.543				0.04%
34	Diethylphthalate	16	002-EF-H		0.543				0.04%
35	Acetonitrile	2	001-IN-A	9.2E-02	20.000	0.460%		EY	0.0023%
35	Acetonitrile	4	001-IN-B	1.6E-01	20.000	0.782%		E	0.0023%
35	Acetonitrile	6	001-IN-C	1.7E-01	20.000	0.840%		E	0.0023%
35	Acetonitrile	8	001-IN-D	1.9E-01	20.000	0.950%		E	0.0023%
35	Acetonitrile	10	001-IN-E	1.7E-01	20.000	0.851%		E	0.0023%
35	Acetonitrile	12	001-IN-F	1.8E-01	20.000	0.893%		E	0.0023%
35	Acetonitrile	14	001-IN-G	1.7E-01	20.000	0.833%		E	0.0023%
35	Acetonitrile	16	001-IN-H	1.8E-01	20.000	0.892%		E	0.0023%
35	Acetonitrile	2	001-EF-A	3.5E-02	20.000	0.175%			0.0023%
35	Acetonitrile	4	001-EF-B	1.8E-01	20.000	0.882%		E	0.0023%
35	Acetonitrile	6	001-EF-C	1.4E-01	20.000	0.712%		E	0.0023%
35	Acetonitrile	8	001-EF-D	1.6E-01	20.000	0.793%		E	0.0023%
35	Acetonitrile	10	001-EF-E	1.4E-01	20.000	0.680%		E	0.0023%
35	Acetonitrile	12	001-EF-F	1.3E-01	20.000	0.639%		E	0.0023%
35	Acetonitrile	14	001-EF-G	1.1E-01	20.000	0.565%		E	0.0023%
35	Acetonitrile	16	001-EF-H	1.4E-01	20.000	0.712%		E	0.0023%
35	Acetonitrile	2	002-IN-A	2.2E-01	20.000	1.11%		E	0.0023%
35	Acetonitrile	4	002-IN-B	2.8E-01	20.000	1.41%		EY	0.0023%
35	Acetonitrile	6	002-IN-C	2.6E-01	20.000	1.28%		EY	0.0023%
35	Acetonitrile	8	002-IN-D	2.9E-01	20.000	1.46%		EY	0.0023%
35	Acetonitrile	10	002-IN-E	3.2E-01	20.000	1.59%		EY	0.0023%
35	Acetonitrile	12	002-IN-F	2.7E-01	20.000	1.34%		EY	0.0023%
35	Acetonitrile	14	002-IN-G	1.3E-01	20.000	0.642%		E	0.0023%
35	Acetonitrile	16	002-IN-H	4.6E-02	20.000	0.232%			0.0023%
35	Acetonitrile	2	002-EF-A	9.3E-02	20.000	0.463%		E	0.0023%
35	Acetonitrile	4	002-EF-B	1.8E-01	20.000	0.898%		E	0.0023%

Table D.2. SX-104 (continued)

COPC #	Analyte	End Time (h)	Position	Conc. (ppm)	OEL (ppm)	Fraction of OEL	Measurement < DL RL?	Quality Code	Approx. DL RL (%OEL)
35	Acetonitrile	6	002-EF-C	2.5E-01	20.000	1.24%		E	0.0023%
35	Acetonitrile	8	002-EF-D	2.9E-01	20.000	1.43%		E	0.0023%
35	Acetonitrile	10	002-EF-E	2.9E-01	20.000	1.46%		E	0.0023%
35	Acetonitrile	12	002-EF-F	2.5E-01	20.000	1.25%		E	0.0023%
35	Acetonitrile	14	002-EF-G	2.4E-01	20.000	1.21%		E	0.0023%
35	Acetonitrile	16	002-EF-H	2.0E-01	20.000	0.980%		E	0.0023%
36	Propanenitrile	2	001-IN-A	2.1E-03	6.000	0.035%		Y	0.0062%
36	Propanenitrile	4	001-IN-B	3.0E-03	6.000	0.050%			0.0062%
36	Propanenitrile	6	001-IN-C	2.6E-03	6.000	0.043%			0.0062%
36	Propanenitrile	8	001-IN-D	2.8E-03	6.000	0.047%			0.0062%
36	Propanenitrile	10	001-IN-E	2.1E-03	6.000	0.035%			0.0062%
36	Propanenitrile	12	001-IN-F	2.3E-03	6.000	0.039%			0.0062%
36	Propanenitrile	14	001-IN-G	1.8E-03	6.000	0.030%			0.0062%
36	Propanenitrile	16	001-IN-H	2.1E-03	6.000	0.035%			0.0062%
36	Propanenitrile	2	001-EF-A	3.6E-04	6.000	0.006%	YES	U	0.0062%
36	Propanenitrile	4	001-EF-B	3.5E-04	6.000	0.006%	YES	U	0.0062%
36	Propanenitrile	6	001-EF-C	3.5E-04	6.000	0.006%	YES	U	0.0062%
36	Propanenitrile	8	001-EF-D	3.4E-04	6.000	0.006%	YES	U	0.0062%
36	Propanenitrile	10	001-EF-E	3.4E-04	6.000	0.006%	YES	U	0.0062%
36	Propanenitrile	12	001-EF-F	3.5E-04	6.000	0.006%	YES	U	0.0062%
36	Propanenitrile	14	001-EF-G	3.7E-04	6.000	0.006%	YES	U	0.0062%
36	Propanenitrile	16	001-EF-H	3.5E-04	6.000	0.006%	YES	U	0.0062%
36	Propanenitrile	2	002-IN-A	1.9E-03	6.000	0.031%			0.0062%
36	Propanenitrile	4	002-IN-B	2.3E-03	6.000	0.039%			0.0062%
36	Propanenitrile	6	002-IN-C	2.0E-03	6.000	0.034%			0.0062%
36	Propanenitrile	8	002-IN-D	2.3E-03	6.000	0.038%			0.0062%
36	Propanenitrile	10	002-IN-E	2.7E-03	6.000	0.045%			0.0062%
36	Propanenitrile	12	002-IN-F	2.1E-03	6.000	0.035%			0.0062%
36	Propanenitrile	14	002-IN-G	9.6E-04	6.000	0.016%		J	0.0062%
36	Propanenitrile	16	002-IN-H	2.8E-04	6.000	0.005%	YES	U	0.0062%
36	Propanenitrile	2	002-EF-A	2.7E-04	6.000	0.005%	YES	U	0.0062%
36	Propanenitrile	4	002-EF-B	2.7E-04	6.000	0.004%	YES	U	0.0062%
36	Propanenitrile	6	002-EF-C	3.0E-04	6.000	0.005%	YES	U	0.0062%
36	Propanenitrile	8	002-EF-D	2.9E-04	6.000	0.005%	YES	U	0.0062%
36	Propanenitrile	10	002-EF-E	4.2E-04	6.000	0.007%		J	0.0062%
36	Propanenitrile	12	002-EF-F	2.8E-04	6.000	0.005%	YES	U	0.0062%
36	Propanenitrile	14	002-EF-G	6.9E-04	6.000	0.011%		J	0.0062%
36	Propanenitrile	16	002-EF-H	6.4E-04	6.000	0.011%		J	0.0062%
37	Butanenitrile	2	001-IN-A	2.5E-03	8.000	0.032%		Y	0.0030%
37	Butanenitrile	4	001-IN-B	4.0E-03	8.000	0.050%			0.0030%
37	Butanenitrile	6	001-IN-C	3.4E-03	8.000	0.043%			0.0030%
37	Butanenitrile	8	001-IN-D	3.2E-03	8.000	0.040%			0.0030%
37	Butanenitrile	10	001-IN-E	2.3E-03	8.000	0.029%			0.0030%
37	Butanenitrile	12	001-IN-F	2.6E-03	8.000	0.032%			0.0030%
37	Butanenitrile	14	001-IN-G	1.5E-03	8.000	0.019%			0.0030%

Table D.2. SX-104 (continued)

COPC #	Analyte	End Time (h)	Position	Conc. (ppm)	OEL (ppm)	Fraction of OEL	Measurement < DL RL?	Quality Code	Approx. DL RL (%OEL)
37	Butanenitrile	16	001-IN-H	2.4E-03	8.000	0.030%			0.0030%
37	Butanenitrile	2	001-EF-A	1.6E-04	8.000	0.002%	YES		0.0030%
37	Butanenitrile	4	001-EF-B	1.6E-04	8.000	0.002%	YES	U	0.0030%
37	Butanenitrile	6	001-EF-C	1.6E-04	8.000	0.002%	YES	U	0.0030%
37	Butanenitrile	8	001-EF-D	1.5E-04	8.000	0.002%	YES	U	0.0030%
37	Butanenitrile	10	001-EF-E	1.5E-04	8.000	0.002%	YES	U	0.0030%
37	Butanenitrile	12	001-EF-F	1.6E-04	8.000	0.002%	YES	U	0.0030%
37	Butanenitrile	14	001-EF-G	1.7E-04	8.000	0.002%	YES	U	0.0030%
37	Butanenitrile	16	001-EF-H	1.6E-04	8.000	0.002%	YES	U	0.0030%
37	Butanenitrile	2	002-IN-A	3.3E-03	8.000	0.041%			0.0030%
37	Butanenitrile	4	002-IN-B	3.4E-03	8.000	0.043%			0.0030%
37	Butanenitrile	6	002-IN-C	2.9E-03	8.000	0.036%			0.0030%
37	Butanenitrile	8	002-IN-D	3.1E-03	8.000	0.039%			0.0030%
37	Butanenitrile	10	002-IN-E	3.3E-03	8.000	0.042%			0.0030%
37	Butanenitrile	12	002-IN-F	2.9E-03	8.000	0.037%			0.0030%
37	Butanenitrile	14	002-IN-G	1.3E-03	8.000	0.017%			0.0030%
37	Butanenitrile	16	002-IN-H	2.5E-04	8.000	0.003%		J	0.0030%
37	Butanenitrile	2	002-EF-A	2.2E-04	8.000	0.003%	YES	U	0.0030%
37	Butanenitrile	4	002-EF-B	2.1E-04	8.000	0.003%	YES	U	0.0030%
37	Butanenitrile	6	002-EF-C	2.4E-04	8.000	0.003%	YES	U	0.0030%
37	Butanenitrile	8	002-EF-D	2.3E-04	8.000	0.003%	YES	U	0.0030%
37	Butanenitrile	10	002-EF-E	2.4E-04	8.000	0.003%	YES	U	0.0030%
37	Butanenitrile	12	002-EF-F	2.3E-04	8.000	0.003%	YES	U	0.0030%
37	Butanenitrile	14	002-EF-G	2.3E-04	8.000	0.003%	YES	U	0.0030%
37	Butanenitrile	16	002-EF-H	2.3E-04	8.000	0.003%	YES	U	0.0030%
38	Pentanenitrile	2	001-IN-A	1.6E-03	6.000	0.027%		Y	0.0032%
38	Pentanenitrile	4	001-IN-B	2.2E-03	6.000	0.037%			0.0032%
38	Pentanenitrile	6	001-IN-C	2.0E-03	6.000	0.033%			0.0032%
38	Pentanenitrile	8	001-IN-D	1.9E-03	6.000	0.031%			0.0032%
38	Pentanenitrile	10	001-IN-E	1.7E-03	6.000	0.028%			0.0032%
38	Pentanenitrile	12	001-IN-F	1.6E-03	6.000	0.027%			0.0032%
38	Pentanenitrile	14	001-IN-G	1.3E-03	6.000	0.022%			0.0032%
38	Pentanenitrile	16	001-IN-H	1.5E-03	6.000	0.024%			0.0032%
38	Pentanenitrile	2	001-EF-A	1.0E-04	6.000	0.002%	YES	U	0.0032%
38	Pentanenitrile	4	001-EF-B	1.0E-04	6.000	0.002%	YES	U	0.0032%
38	Pentanenitrile	6	001-EF-C	1.0E-04	6.000	0.002%	YES	U	0.0032%
38	Pentanenitrile	8	001-EF-D	1.0E-04	6.000	0.002%	YES	U	0.0032%
38	Pentanenitrile	10	001-EF-E	1.0E-04	6.000	0.002%	YES	U	0.0032%
38	Pentanenitrile	12	001-EF-F	1.0E-04	6.000	0.002%	YES	U	0.0032%
38	Pentanenitrile	14	001-EF-G	1.1E-04	6.000	0.002%	YES	U	0.0032%
38	Pentanenitrile	16	001-EF-H	1.0E-04	6.000	0.002%	YES	U	0.0032%
38	Pentanenitrile	2	002-IN-A	1.5E-03	6.000	0.024%			0.0032%
38	Pentanenitrile	4	002-IN-B	1.8E-03	6.000	0.031%			0.0032%
38	Pentanenitrile	6	002-IN-C	1.7E-03	6.000	0.028%			0.0032%
38	Pentanenitrile	8	002-IN-D	1.9E-03	6.000	0.032%			0.0032%
38	Pentanenitrile	10	002-IN-E	2.0E-03	6.000	0.034%			0.0032%

Table D.2. SX-104 (continued)

COPC #	Analyte	End Time (h)	Position	Conc. (ppm)	OEL (ppm)	Fraction of OEL	Measurement < DL RL?	Quality Code	Approx. DL RL (%OEL)
38	Pentanenitrile	12	002-IN-F	1.8E-03	6.000	0.029%			0.0032%
38	Pentanenitrile	14	002-IN-G	8.9E-04	6.000	0.015%		J	0.0032%
38	Pentanenitrile	16	002-IN-H	1.8E-04	6.000	0.003%	YES	U	0.0032%
38	Pentanenitrile	2	002-EF-A	1.7E-04	6.000	0.003%	YES	U	0.0032%
38	Pentanenitrile	4	002-EF-B	1.7E-04	6.000	0.003%	YES	U	0.0032%
38	Pentanenitrile	6	002-EF-C	1.9E-04	6.000	0.003%	YES	U	0.0032%
38	Pentanenitrile	8	002-EF-D	1.9E-04	6.000	0.003%	YES	U	0.0032%
38	Pentanenitrile	10	002-EF-E	1.9E-04	6.000	0.003%	YES	U	0.0032%
38	Pentanenitrile	12	002-EF-F	1.8E-04	6.000	0.003%	YES	U	0.0032%
38	Pentanenitrile	14	002-EF-G	1.9E-04	6.000	0.003%	YES	U	0.0032%
38	Pentanenitrile	16	002-EF-H	1.9E-04	6.000	0.003%	YES	U	0.0032%
39	Hexanenitrile	2	001-IN-A	1.4E-04	6.000	0.002%	YES	UY	0.0025%
39	Hexanenitrile	4	001-IN-B	1.5E-03	6.000	0.024%			0.0025%
39	Hexanenitrile	6	001-IN-C	1.4E-03	6.000	0.024%			0.0025%
39	Hexanenitrile	8	001-IN-D	1.5E-03	6.000	0.025%			0.0025%
39	Hexanenitrile	10	001-IN-E	1.2E-03	6.000	0.020%			0.0025%
39	Hexanenitrile	12	001-IN-F	1.0E-03	6.000	0.017%			0.0025%
39	Hexanenitrile	14	001-IN-G	9.0E-04	6.000	0.015%			0.0025%
39	Hexanenitrile	16	001-IN-H	8.2E-04	6.000	0.014%			0.0025%
39	Hexanenitrile	2	001-EF-A	1.5E-04	6.000	0.002%	YES	U	0.0025%
39	Hexanenitrile	4	001-EF-B	1.4E-04	6.000	0.002%	YES	U	0.0025%
39	Hexanenitrile	6	001-EF-C	1.4E-04	6.000	0.002%	YES	U	0.0025%
39	Hexanenitrile	8	001-EF-D	1.4E-04	6.000	0.002%	YES	U	0.0025%
39	Hexanenitrile	10	001-EF-E	1.4E-04	6.000	0.002%	YES	U	0.0025%
39	Hexanenitrile	12	001-EF-F	1.4E-04	6.000	0.002%	YES	U	0.0025%
39	Hexanenitrile	14	001-EF-G	1.5E-04	6.000	0.003%	YES	U	0.0025%
39	Hexanenitrile	16	001-EF-H	1.4E-04	6.000	0.002%	YES	U	0.0025%
39	Hexanenitrile	2	002-IN-A	1.3E-03	6.000	0.021%			0.0025%
39	Hexanenitrile	4	002-IN-B	1.8E-03	6.000	0.030%			0.0025%
39	Hexanenitrile	6	002-IN-C	1.7E-03	6.000	0.028%			0.0025%
39	Hexanenitrile	8	002-IN-D	1.7E-03	6.000	0.028%			0.0025%
39	Hexanenitrile	10	002-IN-E	1.7E-03	6.000	0.028%			0.0025%
39	Hexanenitrile	12	002-IN-F	1.2E-03	6.000	0.020%			0.0025%
39	Hexanenitrile	14	002-IN-G	8.9E-04	6.000	0.015%			0.0025%
39	Hexanenitrile	16	002-IN-H	2.6E-04	6.000	0.004%		J	0.0025%
39	Hexanenitrile	2	002-EF-A	1.2E-04	6.000	0.002%	YES	U	0.0025%
39	Hexanenitrile	4	002-EF-B	1.2E-04	6.000	0.002%	YES	U	0.0025%
39	Hexanenitrile	6	002-EF-C	1.4E-04	6.000	0.002%	YES	U	0.0025%
39	Hexanenitrile	8	002-EF-D	1.3E-04	6.000	0.002%	YES	U	0.0025%
39	Hexanenitrile	10	002-EF-E	1.4E-04	6.000	0.002%	YES	U	0.0025%
39	Hexanenitrile	12	002-EF-F	1.3E-04	6.000	0.002%	YES	U	0.0025%
39	Hexanenitrile	14	002-EF-G	1.3E-04	6.000	0.002%	YES	U	0.0025%
39	Hexanenitrile	16	002-EF-H	1.3E-04	6.000	0.002%	YES	U	0.0025%
43	Ethylamine	2	001-IN-A	4.2E-03	5.000	0.084%	YES		0.09%
43	Ethylamine	4	001-IN-B	4.4E-03	5.000	0.088%	YES		0.09%



Table D.2. SX-104 (continued)

COPC #	Analyte	End Time (h)	Position	Conc. (ppm)	OEL (ppm)	Fraction of OEL	Measurement < DL RL?	Quality Code	Approx. DL RL (%OEL)
43	Ethylamine	6	001-IN-C	4.4E-03	5.000	0.088%	YES		0.09%
43	Ethylamine	8	001-IN-D	4.5E-03	5.000	0.090%	YES		0.09%
43	Ethylamine	10	001-IN-E	4.5E-03	5.000	0.090%	YES		0.09%
43	Ethylamine	12	001-IN-F	4.3E-03	5.000	0.087%	YES		0.09%
43	Ethylamine	14	001-IN-G	4.4E-03	5.000	0.089%	YES		0.09%
43	Ethylamine	16	001-IN-H	4.4E-03	5.000	0.088%	YES		0.09%
43	Ethylamine	2	001-EF-A	4.3E-03	5.000	0.086%	YES		0.09%
43	Ethylamine	4	001-EF-B	4.2E-03	5.000	0.084%	YES		0.09%
43	Ethylamine	6	001-EF-C	4.2E-03	5.000	0.085%	YES		0.09%
43	Ethylamine	8	001-EF-D	4.5E-03	5.000	0.091%	YES		0.09%
43	Ethylamine	10	001-EF-E	4.6E-03	5.000	0.092%	YES		0.09%
43	Ethylamine	12	001-EF-F	4.5E-03	5.000	0.089%	YES		0.09%
43	Ethylamine	14	001-EF-G	4.6E-03	5.000	0.091%	YES		0.09%
43	Ethylamine	16	001-EF-H	7.0E-03	5.000	0.140%			0.09%
43	Ethylamine	2	002-IN-A	4.5E-03	5.000	0.090%	YES		0.09%
43	Ethylamine	4	002-IN-B	4.1E-03	5.000	0.083%	YES		0.09%
43	Ethylamine	6	002-IN-C	4.2E-03	5.000	0.085%	YES		0.09%
43	Ethylamine	8	002-IN-D	4.5E-03	5.000	0.090%	YES		0.09%
43	Ethylamine	10	002-IN-E	4.5E-03	5.000	0.090%	YES		0.09%
43	Ethylamine	12	002-IN-F	4.4E-03	5.000	0.088%	YES		0.09%
43	Ethylamine	14	002-IN-G	4.5E-03	5.000	0.089%	YES		0.09%
43	Ethylamine	16	002-IN-H	4.5E-03	5.000	0.089%	YES		0.09%
43	Ethylamine	2	002-EF-A	4.7E-03	5.000	0.094%	YES		0.09%
43	Ethylamine	4	002-EF-B	4.5E-03	5.000	0.089%	YES		0.09%
43	Ethylamine	6	002-EF-C	4.5E-03	5.000	0.091%	YES		0.09%
43	Ethylamine	8	002-EF-D	4.7E-03	5.000	0.093%	YES		0.09%
43	Ethylamine	10	002-EF-E	4.5E-03	5.000	0.089%	YES		0.09%
43	Ethylamine	12	002-EF-F	4.5E-03	5.000	0.090%	YES		0.09%
43	Ethylamine	14	002-EF-G	4.6E-03	5.000	0.091%	YES		0.09%
43	Ethylamine	16	002-EF-H	4.6E-03	5.000	0.092%	YES		0.09%
44	N-Nitrosodimethylamine	2	001-IN-A	2.6E-03	0.0003	873%		D	4.42%
44	N-Nitrosodimethylamine	4	001-IN-B	4.9E-03	0.0003	1636%		D	4.42%
44	N-Nitrosodimethylamine	6	001-IN-C	5.8E-03	0.0003	1937%		D	4.42%
44	N-Nitrosodimethylamine	8	001-IN-D	6.1E-03	0.0003	2025%		D	4.42%
44	N-Nitrosodimethylamine	10	001-IN-E	5.8E-03	0.0003	1918%		D	4.42%
44	N-Nitrosodimethylamine	12	001-IN-F	5.4E-03	0.0003	1786%		D	4.42%
44	N-Nitrosodimethylamine	14	001-IN-G	4.2E-03	0.0003	1394%		D	4.42%
44	N-Nitrosodimethylamine	16	001-IN-H	3.9E-03	0.0003	1286%		D	4.42%
44	N-Nitrosodimethylamine	2	001-EF-A	1.2E-05	0.0003	3.90%	YES		4.42%
44	N-Nitrosodimethylamine	4	001-EF-B	1.2E-05	0.0003	3.95%	YES		4.42%
44	N-Nitrosodimethylamine	6	001-EF-C	1.2E-05	0.0003	3.96%	YES		4.42%
44	N-Nitrosodimethylamine	8	001-EF-D	1.2E-05	0.0003	4.07%	YES		4.42%
44	N-Nitrosodimethylamine	10	001-EF-E	1.2E-05	0.0003	4.00%	YES		4.42%
44	N-Nitrosodimethylamine	12	001-EF-F	1.2E-05	0.0003	3.98%	YES		4.42%
44	N-Nitrosodimethylamine	14	001-EF-G	1.2E-05	0.0003	4.16%	YES		4.42%
44	N-Nitrosodimethylamine	16	001-EF-H	1.3E-05	0.0003	4.42%	YES		4.42%

Table D.2. SX-104 (continued)

COPC #	Analyte	End Time (h)	Position	Conc. (ppm)	OEL (ppm)	Fraction of OEL	Measurement < DL RL?	Quality Code	Approx. DL RL (%OEL)
44	N-Nitrosodimethylamine	2	002-IN-A	2.7E-03	0.0003	914%		D	4.42%
44	N-Nitrosodimethylamine	4	002-IN-B	5.6E-03	0.0003	1856%		D	4.42%
44	N-Nitrosodimethylamine	6	002-IN-C	6.1E-03	0.0003	2047%		D	4.42%
44	N-Nitrosodimethylamine	8	002-IN-D	6.4E-03	0.0003	2119%		D	4.42%
44	N-Nitrosodimethylamine	10	002-IN-E	5.6E-03	0.0003	1851%		D	4.42%
44	N-Nitrosodimethylamine	12	002-IN-F	4.7E-03	0.0003	1578%		D	4.42%
44	N-Nitrosodimethylamine	14	002-IN-G	2.1E-05	0.0003	6.85%			4.42%
44	N-Nitrosodimethylamine	16	002-IN-H	9.0E-05	0.0003	30.0%			4.42%
44	N-Nitrosodimethylamine	2	002-EF-A	1.3E-05	0.0003	4.42%	YES		4.42%
44	N-Nitrosodimethylamine	4	002-EF-B	1.3E-05	0.0003	4.38%	YES		4.42%
44	N-Nitrosodimethylamine	6	002-EF-C	1.3E-05	0.0003	4.27%	YES		4.42%
44	N-Nitrosodimethylamine	8	002-EF-D	1.3E-05	0.0003	4.26%	YES		4.42%
44	N-Nitrosodimethylamine	10	002-EF-E	1.3E-05	0.0003	4.33%	YES		4.42%
44	N-Nitrosodimethylamine	12	002-EF-F	1.3E-05	0.0003	4.21%	YES		4.42%
44	N-Nitrosodimethylamine	14	002-EF-G	1.3E-05	0.0003	4.19%	YES		4.42%
44	N-Nitrosodimethylamine	16	002-EF-H	1.3E-05	0.0003	4.32%	YES		4.42%
45	N-Nitrosodiethylamine	2	001-IN-A	2.1E-04	0.0001	206%			10.7%
45	N-Nitrosodiethylamine	4	001-IN-B	2.9E-04	0.0001	287%			10.7%
45	N-Nitrosodiethylamine	6	001-IN-C	2.8E-04	0.0001	275%			10.7%
45	N-Nitrosodiethylamine	8	001-IN-D	2.8E-04	0.0001	277%			10.7%
45	N-Nitrosodiethylamine	10	001-IN-E	2.8E-04	0.0001	283%			10.7%
45	N-Nitrosodiethylamine	12	001-IN-F	2.3E-04	0.0001	226%			10.7%
45	N-Nitrosodiethylamine	14	001-IN-G	2.8E-04	0.0001	277%			10.7%
45	N-Nitrosodiethylamine	16	001-IN-H	2.2E-04	0.0001	220%			10.7%
45	N-Nitrosodiethylamine	2	001-EF-A	9.4E-06	0.0001	9.44%	YES		10.7%
45	N-Nitrosodiethylamine	4	001-EF-B	9.6E-06	0.0001	9.56%	YES		10.7%
45	N-Nitrosodiethylamine	6	001-EF-C	9.6E-06	0.0001	9.58%	YES		10.7%
45	N-Nitrosodiethylamine	8	001-EF-D	9.8E-06	0.0001	9.85%	YES		10.7%
45	N-Nitrosodiethylamine	10	001-EF-E	9.7E-06	0.0001	9.67%	YES		10.7%
45	N-Nitrosodiethylamine	12	001-EF-F	9.6E-06	0.0001	9.62%	YES		10.7%
45	N-Nitrosodiethylamine	14	001-EF-G	1.0E-05	0.0001	10.1%	YES		10.7%
45	N-Nitrosodiethylamine	16	001-EF-H	1.1E-05	0.0001	10.7%	YES		10.7%
45	N-Nitrosodiethylamine	2	002-IN-A	2.6E-04	0.0001	262%			10.7%
45	N-Nitrosodiethylamine	4	002-IN-B	4.0E-04	0.0001	400%			10.7%
45	N-Nitrosodiethylamine	6	002-IN-C	3.6E-04	0.0001	358%			10.7%
45	N-Nitrosodiethylamine	8	002-IN-D	4.1E-04	0.0001	412%			10.7%
45	N-Nitrosodiethylamine	10	002-IN-E	3.9E-04	0.0001	388%			10.7%
45	N-Nitrosodiethylamine	12	002-IN-F	2.1E-04	0.0001	206%			10.7%
45	N-Nitrosodiethylamine	14	002-IN-G	9.3E-06	0.0001	9.31%	YES		10.7%
45	N-Nitrosodiethylamine	16	002-IN-H	9.3E-06	0.0001	9.33%	YES		10.7%
45	N-Nitrosodiethylamine	2	002-EF-A	9.6E-06	0.0001	9.61%	YES		10.7%
45	N-Nitrosodiethylamine	4	002-EF-B	9.5E-06	0.0001	9.54%	YES		10.7%
45	N-Nitrosodiethylamine	6	002-EF-C	9.3E-06	0.0001	9.29%	YES		10.7%
45	N-Nitrosodiethylamine	8	002-EF-D	9.3E-06	0.0001	9.27%	YES		10.7%
45	N-Nitrosodiethylamine	10	002-EF-E	9.4E-06	0.0001	9.42%	YES		10.7%
45	N-Nitrosodiethylamine	12	002-EF-F	9.2E-06	0.0001	9.16%	YES		10.7%

Table D.2. SX-104 (continued)

COPC #	Analyte	End Time (h)	Position	Conc. (ppm)	OEL (ppm)	Fraction of OEL	Measurement < DL RL?	Quality Code	Approx. DL RL (%OEL)
45	N-Nitrosodiethylamine	14	002-EF-G	9.1E-06	0.0001	9.12%	YES		10.7%
45	N-Nitrosodiethylamine	16	002-EF-H	9.4E-06	0.0001	9.40%	YES		10.7%
46	N-Nitrosomethylethylamine	2	001-IN-A	6.1E-05	0.0003	20.3%			4.13%
46	N-Nitrosomethylethylamine	4	001-IN-B	9.4E-05	0.0003	31.5%			4.13%
46	N-Nitrosomethylethylamine	6	001-IN-C	8.7E-05	0.0003	28.8%			4.13%
46	N-Nitrosomethylethylamine	8	001-IN-D	9.1E-05	0.0003	30.3%			4.13%
46	N-Nitrosomethylethylamine	10	001-IN-E	8.9E-05	0.0003	29.5%			4.13%
46	N-Nitrosomethylethylamine	12	001-IN-F	7.6E-05	0.0003	25.4%			4.13%
46	N-Nitrosomethylethylamine	14	001-IN-G	7.2E-05	0.0003	23.9%			4.13%
46	N-Nitrosomethylethylamine	16	001-IN-H	7.2E-05	0.0003	23.9%			4.13%
46	N-Nitrosomethylethylamine	2	001-EF-A	1.1E-05	0.0003	3.65%	YES		4.13%
46	N-Nitrosomethylethylamine	4	001-EF-B	1.1E-05	0.0003	3.69%	YES		4.13%
46	N-Nitrosomethylethylamine	6	001-EF-C	1.1E-05	0.0003	3.70%	YES		4.13%
46	N-Nitrosomethylethylamine	8	001-EF-D	1.1E-05	0.0003	3.81%	YES		4.13%
46	N-Nitrosomethylethylamine	10	001-EF-E	1.1E-05	0.0003	3.74%	YES		4.13%
46	N-Nitrosomethylethylamine	12	001-EF-F	1.1E-05	0.0003	3.72%	YES		4.13%
46	N-Nitrosomethylethylamine	14	001-EF-G	1.2E-05	0.0003	3.89%	YES		4.13%
46	N-Nitrosomethylethylamine	16	001-EF-H	1.2E-05	0.0003	4.13%	YES		4.13%
46	N-Nitrosomethylethylamine	2	002-IN-A	6.5E-05	0.0003	21.7%			4.13%
46	N-Nitrosomethylethylamine	4	002-IN-B	9.1E-05	0.0003	30.3%			4.13%
46	N-Nitrosomethylethylamine	6	002-IN-C	8.8E-05	0.0003	29.4%			4.13%
46	N-Nitrosomethylethylamine	8	002-IN-D	8.8E-05	0.0003	29.5%			4.13%
46	N-Nitrosomethylethylamine	10	002-IN-E	9.7E-05	0.0003	32.3%			4.13%
46	N-Nitrosomethylethylamine	12	002-IN-F	5.5E-05	0.0003	18.4%			4.13%
46	N-Nitrosomethylethylamine	14	002-IN-G	1.1E-05	0.0003	3.60%	YES		4.13%
46	N-Nitrosomethylethylamine	16	002-IN-H	1.1E-05	0.0003	3.61%	YES		4.13%
46	N-Nitrosomethylethylamine	2	002-EF-A	1.1E-05	0.0003	3.71%	YES		4.13%
46	N-Nitrosomethylethylamine	4	002-EF-B	1.1E-05	0.0003	3.69%	YES		4.13%
46	N-Nitrosomethylethylamine	6	002-EF-C	1.1E-05	0.0003	3.59%	YES		4.13%
46	N-Nitrosomethylethylamine	8	002-EF-D	1.1E-05	0.0003	3.58%	YES		4.13%
46	N-Nitrosomethylethylamine	10	002-EF-E	1.1E-05	0.0003	3.64%	YES		4.13%
46	N-Nitrosomethylethylamine	12	002-EF-F	1.1E-05	0.0003	3.54%	YES		4.13%
46	N-Nitrosomethylethylamine	14	002-EF-G	1.1E-05	0.0003	3.52%	YES		4.13%
46	N-Nitrosomethylethylamine	16	002-EF-H	1.1E-05	0.0003	3.63%	YES		4.13%
47	N-Nitrosomorpholine	2	001-IN-A	6.1E-05	0.001	10.1%			1.57%
47	N-Nitrosomorpholine	4	001-IN-B	6.1E-05	0.001	10.1%			1.57%
47	N-Nitrosomorpholine	6	001-IN-C	6.7E-05	0.001	11.2%			1.57%
47	N-Nitrosomorpholine	8	001-IN-D	4.5E-05	0.001	7.42%			1.57%
47	N-Nitrosomorpholine	10	001-IN-E	4.5E-05	0.001	7.56%			1.57%
47	N-Nitrosomorpholine	12	001-IN-F	1.7E-05	0.001	2.88%			1.57%
47	N-Nitrosomorpholine	14	001-IN-G	9.1E-06	0.001	1.51%			1.57%
47	N-Nitrosomorpholine	16	001-IN-H	8.1E-06	0.001	1.35%	YES		1.57%
47	N-Nitrosomorpholine	2	001-EF-A	8.3E-06	0.001	1.38%	YES		1.57%
47	N-Nitrosomorpholine	4	001-EF-B	8.4E-06	0.001	1.40%	YES		1.57%
47	N-Nitrosomorpholine	6	001-EF-C	8.4E-06	0.001	1.41%	YES		1.57%

Table D.2. SX-104 (continued)

COPC #	Analyte	End Time (h)	Position	Conc. (ppm)	OEL (ppm)	Fraction of OEL	Measurement < DL RL?	Quality Code	Approx. DL RL (%OEL)
47	N-Nitrosomorpholine	8	001-EF-D	8.7E-06	0.001	1.44%	YES		1.57%
47	N-Nitrosomorpholine	10	001-EF-E	8.5E-06	0.001	1.42%	YES		1.57%
47	N-Nitrosomorpholine	12	001-EF-F	8.5E-06	0.001	1.41%	YES		1.57%
47	N-Nitrosomorpholine	14	001-EF-G	8.8E-06	0.001	1.47%	YES		1.57%
47	N-Nitrosomorpholine	16	001-EF-H	9.4E-06	0.001	1.57%	YES		1.57%
47	N-Nitrosomorpholine	2	002-IN-A	4.2E-05	0.001	7.07%			1.57%
47	N-Nitrosomorpholine	4	002-IN-B	4.9E-05	0.001	8.25%			1.57%
47	N-Nitrosomorpholine	6	002-IN-C	6.3E-05	0.001	10.4%			1.57%
47	N-Nitrosomorpholine	8	002-IN-D	6.7E-05	0.001	11.2%			1.57%
47	N-Nitrosomorpholine	10	002-IN-E	5.1E-05	0.001	8.56%			1.57%
47	N-Nitrosomorpholine	12	002-IN-F	3.4E-05	0.001	5.62%			1.57%
47	N-Nitrosomorpholine	14	002-IN-G	8.2E-06	0.001	1.37%	YES		1.57%
47	N-Nitrosomorpholine	16	002-IN-H	8.2E-06	0.001	1.37%	YES		1.57%
47	N-Nitrosomorpholine	2	002-EF-A	8.5E-06	0.001	1.41%	YES		1.57%
47	N-Nitrosomorpholine	4	002-EF-B	8.4E-06	0.001	1.40%	YES		1.57%
47	N-Nitrosomorpholine	6	002-EF-C	8.2E-06	0.001	1.36%	YES		1.57%
47	N-Nitrosomorpholine	8	002-EF-D	8.2E-06	0.001	1.36%	YES		1.57%
47	N-Nitrosomorpholine	10	002-EF-E	8.3E-06	0.001	1.38%	YES		1.57%
47	N-Nitrosomorpholine	12	002-EF-F	8.1E-06	0.001	1.34%	YES		1.57%
47	N-Nitrosomorpholine	14	002-EF-G	8.0E-06	0.001	1.34%	YES		1.57%
47	N-Nitrosomorpholine	16	002-EF-H	8.3E-06	0.001	1.38%	YES		1.57%
48	Tributyl phosphate	2	001-IN-A	1.3E-04	0.200	0.067%	YES	U	0.07%
48	Tributyl phosphate	4	001-IN-B	1.4E-04	0.200	0.068%	YES	QU	0.07%
48	Tributyl phosphate	6	001-IN-C	1.3E-04	0.200	0.064%	YES	QU	0.07%
48	Tributyl phosphate	8	001-IN-D	1.3E-04	0.200	0.066%	YES	U	0.07%
48	Tributyl phosphate	10	001-IN-E	1.2E-04	0.200	0.059%	YES	QU	0.07%
48	Tributyl phosphate	12	001-IN-F	1.3E-04	0.200	0.064%	YES	U	0.07%
48	Tributyl phosphate	14	001-IN-G	1.3E-04	0.200	0.065%	YES	U	0.07%
48	Tributyl phosphate	16	001-IN-H	1.2E-04	0.200	0.062%	YES	U	0.07%
48	Tributyl phosphate	2	001-EF-A	1.3E-04	0.200	0.065%	YES	U	0.07%
48	Tributyl phosphate	4	001-EF-B	1.3E-04	0.200	0.065%	YES	U	0.07%
48	Tributyl phosphate	6	001-EF-C	1.3E-04	0.200	0.063%	YES	U	0.07%
48	Tributyl phosphate	8	001-EF-D	1.2E-04	0.200	0.061%	YES	QU	0.07%
48	Tributyl phosphate	10	001-EF-E	1.2E-04	0.200	0.062%	YES	U	0.07%
48	Tributyl phosphate	12	001-EF-F	1.2E-04	0.200	0.062%	YES	U, S*	0.07%
48	Tributyl phosphate	14	001-EF-G	1.2E-04	0.200	0.062%	YES	U	0.07%
48	Tributyl phosphate	16	001-EF-H	1.2E-04	0.200	0.061%	YES	U	0.07%
48	Tributyl phosphate	2	002-IN-A	1.2E-04	0.200	0.060%	YES	QU	0.07%
48	Tributyl phosphate	4	002-IN-B	1.4E-04	0.200	0.068%	YES	QU	0.07%
48	Tributyl phosphate	6	002-IN-C		0.200				0.07%
48	Tributyl phosphate	8	002-IN-D	1.3E-04	0.200	0.066%	YES	U	0.07%
48	Tributyl phosphate	10	002-IN-E	1.3E-04	0.200	0.065%	YES	U	0.07%
48	Tributyl phosphate	12	002-IN-F	1.3E-04	0.200	0.064%	YES	U	0.07%
48	Tributyl phosphate	14	002-IN-G	1.3E-04	0.200	0.064%	YES	U	0.07%
48	Tributyl phosphate	16	002-IN-H	1.3E-04	0.200	0.065%	YES	QU	0.07%
48	Tributyl phosphate	2	002-EF-A	1.2E-04	0.200	0.061%	YES	U	0.07%

Table D.2. SX-104 (continued)

COPC #	Analyte	End Time (h)	Position	Conc. (ppm)	OEL (ppm)	Fraction of OEL	Measurement < DL RL?	Quality Code	Approx. DL RL (%OEL)
48	Tributyl phosphate	4	002-EF-B	1.2E-04	0.200	0.062%	YES	U	0.07%
48	Tributyl phosphate	6	002-EF-C	1.2E-04	0.200	0.062%	YES	U	0.07%
48	Tributyl phosphate	8	002-EF-D	1.3E-04	0.200	0.065%	YES	U	0.07%
48	Tributyl phosphate	10	002-EF-E	1.3E-04	0.200	0.065%	YES	QU	0.07%
48	Tributyl phosphate	12	002-EF-F	1.3E-04	0.200	0.063%	YES	QU, S*	0.07%
48	Tributyl phosphate	14	002-EF-G		0.200				0.07%
48	Tributyl phosphate	16	002-EF-H		0.200				0.07%
49	Dibutyl butylphosphonate	2	001-IN-A	9.2E-05	0.007	1.31%	YES	U	1.33%
49	Dibutyl butylphosphonate	4	001-IN-B	9.3E-05	0.007	1.33%	YES	U	1.33%
49	Dibutyl butylphosphonate	6	001-IN-C	8.8E-05	0.007	1.26%	YES	U	1.33%
49	Dibutyl butylphosphonate	8	001-IN-D	9.0E-05	0.007	1.28%	YES	U	1.33%
49	Dibutyl butylphosphonate	10	001-IN-E	8.1E-05	0.007	1.15%	YES	U	1.33%
49	Dibutyl butylphosphonate	12	001-IN-F	8.7E-05	0.007	1.24%	YES	U	1.33%
49	Dibutyl butylphosphonate	14	001-IN-G	8.9E-05	0.007	1.27%	YES	U	1.33%
49	Dibutyl butylphosphonate	16	001-IN-H	8.5E-05	0.007	1.22%	YES	U	1.33%
49	Dibutyl butylphosphonate	2	001-EF-A	9.0E-05	0.007	1.28%	YES	U	1.33%
49	Dibutyl butylphosphonate	4	001-EF-B	8.8E-05	0.007	1.26%	YES	U	1.33%
49	Dibutyl butylphosphonate	6	001-EF-C	8.6E-05	0.007	1.23%	YES	U	1.33%
49	Dibutyl butylphosphonate	8	001-EF-D	8.3E-05	0.007	1.19%	YES	U	1.33%
49	Dibutyl butylphosphonate	10	001-EF-E	8.4E-05	0.007	1.21%	YES	U	1.33%
49	Dibutyl butylphosphonate	12	001-EF-F	8.5E-05	0.007	1.21%	YES	U, S*	1.33%
49	Dibutyl butylphosphonate	14	001-EF-G	8.5E-05	0.007	1.22%	YES	U	1.33%
49	Dibutyl butylphosphonate	16	001-EF-H	8.4E-05	0.007	1.20%	YES	U	1.33%
49	Dibutyl butylphosphonate	2	002-IN-A	8.3E-05	0.007	1.18%	YES	U	1.33%
49	Dibutyl butylphosphonate	4	002-IN-B	9.3E-05	0.007	1.32%	YES	U	1.33%
49	Dibutyl butylphosphonate	6	002-IN-C		0.007				1.33%
49	Dibutyl butylphosphonate	8	002-IN-D	9.0E-05	0.007	1.29%	YES	U	1.33%
49	Dibutyl butylphosphonate	10	002-IN-E	8.9E-05	0.007	1.27%	YES	U	1.33%
49	Dibutyl butylphosphonate	12	002-IN-F	8.7E-05	0.007	1.24%	YES	U	1.33%
49	Dibutyl butylphosphonate	14	002-IN-G	8.8E-05	0.007	1.25%	YES	U	1.33%
49	Dibutyl butylphosphonate	16	002-IN-H	8.9E-05	0.007	1.27%	YES	U	1.33%
49	Dibutyl butylphosphonate	2	002-EF-A	8.3E-05	0.007	1.18%	YES	U	1.33%
49	Dibutyl butylphosphonate	4	002-EF-B	8.5E-05	0.007	1.22%	YES	QU	1.33%
49	Dibutyl butylphosphonate	6	002-EF-C	8.4E-05	0.007	1.20%	YES	U	1.33%
49	Dibutyl butylphosphonate	8	002-EF-D	8.9E-05	0.007	1.27%	YES	U	1.33%
49	Dibutyl butylphosphonate	10	002-EF-E	8.9E-05	0.007	1.28%	YES	U	1.33%
49	Dibutyl butylphosphonate	12	002-EF-F	8.7E-05	0.007	1.24%	YES	U, S*	1.33%
49	Dibutyl butylphosphonate	14	002-EF-G		0.007				1.33%
49	Dibutyl butylphosphonate	16	002-EF-H		0.007				1.33%
52	Pyridine	2	001-IN-A	3.5E-04	1.000	0.035%		JY	0.038%
52	Pyridine	4	001-IN-B	5.4E-04	1.000	0.054%		J	0.038%
52	Pyridine	6	001-IN-C	4.9E-04	1.000	0.049%		J	0.038%
52	Pyridine	8	001-IN-D	4.8E-04	1.000	0.048%		J	0.038%
52	Pyridine	10	001-IN-E	3.9E-04	1.000	0.039%		J	0.038%
52	Pyridine	12	001-IN-F	3.8E-04	1.000	0.038%		J	0.038%

Table D.2. SX-104 (continued)

COPC #	Analyte	End Time (h)	Position	Conc. (ppm)	OEL (ppm)	Fraction of OEL	Measurement < DL RL?	Quality Code	Approx. DL RL (%OEL)
52	Pyridine	14	001-IN-G	3.2E-04	1.000	0.032%		J	0.038%
52	Pyridine	16	001-IN-H	2.7E-04	1.000	0.027%		J	0.038%
52	Pyridine	2	001-EF-A	1.5E-04	1.000	0.015%	YES	U	0.038%
52	Pyridine	4	001-EF-B	1.4E-04	1.000	0.014%	YES	U	0.038%
52	Pyridine	6	001-EF-C	1.4E-04	1.000	0.014%	YES	U	0.038%
52	Pyridine	8	001-EF-D	1.4E-04	1.000	0.014%	YES	U	0.038%
52	Pyridine	10	001-EF-E	1.4E-04	1.000	0.014%	YES	U	0.038%
52	Pyridine	12	001-EF-F	1.4E-04	1.000	0.014%	YES	U	0.038%
52	Pyridine	14	001-EF-G	1.5E-04	1.000	0.015%	YES	U	0.038%
52	Pyridine	16	001-EF-H	1.4E-04	1.000	0.014%	YES	U	0.038%
52	Pyridine	2	002-IN-A	5.0E-04	1.000	0.050%		J	0.038%
52	Pyridine	4	002-IN-B	4.9E-04	1.000	0.049%		J	0.038%
52	Pyridine	6	002-IN-C	1.5E-04	1.000	0.015%	YES	U	0.038%
52	Pyridine	8	002-IN-D	5.1E-04	1.000	0.051%		J	0.038%
52	Pyridine	10	002-IN-E	4.9E-04	1.000	0.049%		J	0.038%
52	Pyridine	12	002-IN-F	4.2E-04	1.000	0.042%		J	0.038%
52	Pyridine	14	002-IN-G	1.5E-04	1.000	0.015%	YES	U	0.038%
52	Pyridine	16	002-IN-H	3.5E-04	1.000	0.035%	YES	U	0.038%
52	Pyridine	2	002-EF-A	3.4E-04	1.000	0.034%	YES	U	0.038%
52	Pyridine	4	002-EF-B	3.4E-04	1.000	0.034%	YES	U	0.038%
52	Pyridine	6	002-EF-C	3.8E-04	1.000	0.038%	YES	U	0.038%
52	Pyridine	8	002-EF-D	3.7E-04	1.000	0.037%	YES	U	0.038%
52	Pyridine	10	002-EF-E	3.8E-04	1.000	0.038%	YES	U	0.038%
52	Pyridine	12	002-EF-F	3.6E-04	1.000	0.036%	YES	U	0.038%
52	Pyridine	14	002-EF-G	3.7E-04	1.000	0.037%	YES	U	0.038%
52	Pyridine	16	002-EF-H	3.7E-04	1.000	0.037%	YES	U	0.038%
53	2,4-Dimethylpyridine	2	001-IN-A	2.0E-04	0.500	0.039%	YES	UY	0.044%
53	2,4-Dimethylpyridine	4	001-IN-B	2.2E-04	0.500	0.043%	YES	U	0.044%
53	2,4-Dimethylpyridine	6	001-IN-C	1.9E-04	0.500	0.039%	YES	U	0.044%
53	2,4-Dimethylpyridine	8	001-IN-D	2.2E-04	0.500	0.044%	YES	U	0.044%
53	2,4-Dimethylpyridine	10	001-IN-E	2.1E-04	0.500	0.043%	YES	U	0.044%
53	2,4-Dimethylpyridine	12	001-IN-F	2.1E-04	0.500	0.041%	YES	U	0.044%
53	2,4-Dimethylpyridine	14	001-IN-G	2.1E-04	0.500	0.042%	YES	U	0.044%
53	2,4-Dimethylpyridine	16	001-IN-H	2.1E-04	0.500	0.041%	YES	U	0.044%
53	2,4-Dimethylpyridine	2	001-EF-A	2.1E-04	0.500	0.042%	YES	U	0.044%
53	2,4-Dimethylpyridine	4	001-EF-B	2.0E-04	0.500	0.041%	YES		0.044%
53	2,4-Dimethylpyridine	6	001-EF-C	2.0E-04	0.500	0.040%	YES	U	0.044%
53	2,4-Dimethylpyridine	8	001-EF-D	2.0E-04	0.500	0.040%	YES	U	0.044%
53	2,4-Dimethylpyridine	10	001-EF-E	2.0E-04	0.500	0.040%	YES	U	0.044%
53	2,4-Dimethylpyridine	12	001-EF-F	2.0E-04	0.500	0.040%	YES	U	0.044%
53	2,4-Dimethylpyridine	14	001-EF-G	2.1E-04	0.500	0.043%	YES	U	0.044%
53	2,4-Dimethylpyridine	16	001-EF-H	2.0E-04	0.500	0.041%	YES	U	0.044%
53	2,4-Dimethylpyridine	2	002-IN-A	2.1E-04	0.500	0.042%	YES	U	0.044%
53	2,4-Dimethylpyridine	4	002-IN-B	2.1E-04	0.500	0.041%	YES	U	0.044%
53	2,4-Dimethylpyridine	6	002-IN-C	2.1E-04	0.500	0.042%	YES	U	0.044%
53	2,4-Dimethylpyridine	8	002-IN-D	2.1E-04	0.500	0.042%	YES	U	0.044%

Table D.2. SX-104 (continued)

COPC #	Analyte	End Time (h)	Position	Conc. (ppm)	OEL (ppm)	Fraction of OEL	Measurement < DL RL?	Quality Code	Approx. DL RL (%OEL)
53	2,4-Dimethylpyridine	10	002-IN-E	2.1E-04	0.500	0.042%	YES	U	0.044%
53	2,4-Dimethylpyridine	12	002-IN-F	2.1E-04	0.500	0.041%	YES	U	0.044%
53	2,4-Dimethylpyridine	14	002-IN-G	2.1E-04	0.500	0.042%	YES	U	0.044%
53	2,4-Dimethylpyridine	16	002-IN-H	2.1E-04	0.500	0.041%	YES	U	0.044%
53	2,4-Dimethylpyridine	2	002-EF-A	2.0E-04	0.500	0.040%	YES	U	0.044%
53	2,4-Dimethylpyridine	4	002-EF-B	2.0E-04	0.500	0.039%	YES	U	0.044%
53	2,4-Dimethylpyridine	6	002-EF-C	2.2E-04	0.500	0.044%	YES	U	0.044%
53	2,4-Dimethylpyridine	8	002-EF-D	2.1E-04	0.500	0.043%	YES	U	0.044%
53	2,4-Dimethylpyridine	10	002-EF-E	2.2E-04	0.500	0.044%	YES	U	0.044%
53	2,4-Dimethylpyridine	12	002-EF-F	2.1E-04	0.500	0.042%	YES	U	0.044%
53	2,4-Dimethylpyridine	14	002-EF-G	2.1E-04	0.500	0.043%	YES	U	0.044%
53	2,4-Dimethylpyridine	16	002-EF-H	2.1E-04	0.500	0.043%	YES	U	0.044%

Data below is obtained through secondary analysis methods

16	Butanal/Butyraldehyde	2	001-IN-A	1.8E-02	25.000	0.071%			0.0029%
16	Butanal/Butyraldehyde	4	001-IN-B	1.9E-02	25.000	0.078%			0.0029%
16	Butanal/Butyraldehyde	6	001-IN-C	2.2E-02	25.000	0.089%			0.0029%
16	Butanal/Butyraldehyde	8	001-IN-D	2.1E-02	25.000	0.082%			0.0029%
16	Butanal/Butyraldehyde	10	001-IN-E	1.9E-02	25.000	0.076%			0.0029%
16	Butanal/Butyraldehyde	12	001-IN-F	1.8E-02	25.000	0.072%			0.0029%
16	Butanal/Butyraldehyde	14	001-IN-G	1.8E-02	25.000	0.073%			0.0029%
16	Butanal/Butyraldehyde	16	001-IN-H	1.9E-02	25.000	0.078%			0.0029%
16	Butanal/Butyraldehyde	2	001-EF-A	6.9E-04	25.000	0.003%	YES		0.0029%
16	Butanal/Butyraldehyde	4	001-EF-B	6.9E-04	25.000	0.003%	YES		0.0029%
16	Butanal/Butyraldehyde	6	001-EF-C	7.0E-04	25.000	0.003%	YES		0.0029%
16	Butanal/Butyraldehyde	8	001-EF-D	6.9E-04	25.000	0.003%	YES		0.0029%
16	Butanal/Butyraldehyde	10	001-EF-E	7.0E-04	25.000	0.003%	YES		0.0029%
16	Butanal/Butyraldehyde	12	001-EF-F	7.0E-04	25.000	0.003%	YES		0.0029%
16	Butanal/Butyraldehyde	14	001-EF-G	7.1E-04	25.000	0.003%	YES		0.0029%
16	Butanal/Butyraldehyde	16	001-EF-H	7.1E-04	25.000	0.003%	YES		0.0029%
16	Butanal/Butyraldehyde	2	002-IN-A	1.6E-02	25.000	0.065%			0.0029%
16	Butanal/Butyraldehyde	4	002-IN-B	2.2E-02	25.000	0.089%			0.0029%
16	Butanal/Butyraldehyde	6	002-IN-C	2.2E-02	25.000	0.087%			0.0029%
16	Butanal/Butyraldehyde	8	002-IN-D	7.0E-04	25.000	0.003%	YES		0.0029%
16	Butanal/Butyraldehyde	10	002-IN-E	2.3E-02	25.000	0.090%			0.0029%
16	Butanal/Butyraldehyde	12	002-IN-F	2.1E-02	25.000	0.084%			0.0029%
16	Butanal/Butyraldehyde	14	002-IN-G	9.6E-03	25.000	0.039%			0.0029%
16	Butanal/Butyraldehyde	16	002-IN-H	1.1E-03	25.000	0.004%			0.0029%
16	Butanal/Butyraldehyde	2	002-EF-A	6.7E-04	25.000	0.003%	YES		0.0029%
16	Butanal/Butyraldehyde	4	002-EF-B	7.2E-04	25.000	0.003%	YES		0.0029%
16	Butanal/Butyraldehyde	6	002-EF-C	7.1E-04	25.000	0.003%	YES		0.0029%
16	Butanal/Butyraldehyde	8	002-EF-D	7.2E-04	25.000	0.003%	YES		0.0029%
16	Butanal/Butyraldehyde	10	002-EF-E	7.0E-04	25.000	0.003%	YES		0.0029%
16	Butanal/Butyraldehyde	12	002-EF-F	7.0E-04	25.000	0.003%	YES		0.0029%
16	Butanal/Butyraldehyde	14	002-EF-G	7.1E-04	25.000	0.003%	YES		0.0029%
16	Butanal/Butyraldehyde	16	002-EF-H	6.8E-04	25.00	0.003%	YES		0.0029%



Table D.2. SX-104 (continued)

COPC #	Analyte	End Time (h)	Position	Conc. (ppm)	OEL (ppm)	Fraction of OEL	Measurement < DL RL?	Quality Code	Approx. DL RL (%OEL)
20	Furan	2	001-IN-A	2.6E-04	0.001	25.6%	YES	UY	28.6%
20	Furan	4	001-IN-B	2.8E-04	0.001	28.3%	YES	U	28.6%
20	Furan	6	001-IN-C	2.5E-04	0.001	25.3%	YES	U	28.6%
20	Furan	8	001-IN-D	2.9E-04	0.001	28.6%	YES	U	28.6%
20	Furan	10	001-IN-E	2.8E-04	0.001	28.0%	YES	U	28.6%
20	Furan	12	001-IN-F	2.7E-04	0.001	26.9%	YES	U	28.6%
20	Furan	14	001-IN-G	2.7E-04	0.001	27.4%	YES	U	28.6%
20	Furan	16	001-IN-H	2.7E-04	0.001	26.9%	YES	U	28.6%
20	Furan	2	001-EF-A	2.7E-04	0.001	27.5%	YES	U	28.6%
20	Furan	4	001-EF-B	2.7E-04	0.001	26.6%	YES	U	28.6%
20	Furan	6	001-EF-C	2.7E-04	0.001	26.5%	YES	U	28.6%
20	Furan	8	001-EF-D	2.6E-04	0.001	26.1%	YES	U	28.6%
20	Furan	10	001-EF-E	2.6E-04	0.001	26.2%	YES	U	28.6%
20	Furan	12	001-EF-F	2.7E-04	0.001	26.6%	YES	U	28.6%
20	Furan	14	001-EF-G	2.8E-04	0.001	28.0%	YES	U	28.6%
20	Furan	16	001-EF-H	2.7E-04	0.001	26.6%	YES	U	28.6%
20	Furan	2	002-IN-A	2.5E-04	0.001	25.0%	YES	U	28.6%
20	Furan	4	002-IN-B	2.7E-04	0.001	26.9%	YES	U	28.6%
20	Furan	6	002-IN-C	2.7E-04	0.001	27.2%	YES	U	28.6%
20	Furan	8	002-IN-D	2.8E-04	0.001	27.8%	YES	U	28.6%
20	Furan	10	002-IN-E	2.7E-04	0.001	27.5%	YES	U	28.6%
20	Furan	12	002-IN-F	2.7E-04	0.001	27.0%	YES	U	28.6%
20	Furan	14	002-IN-G	2.7E-04	0.001	27.3%	YES	U	28.6%
20	Furan	16	002-IN-H	2.5E-04	0.001	24.5%	YES	U	28.6%
20	Furan	2	002-EF-A	2.4E-04	0.001	23.7%	YES	U	28.6%
20	Furan	4	002-EF-B	2.3E-04	0.001	23.3%	YES	U	28.6%
20	Furan	6	002-EF-C	2.6E-04	0.001	26.1%	YES	U	28.6%
20	Furan	8	002-EF-D	2.5E-04	0.001	25.4%	YES	U	28.6%
20	Furan	10	002-EF-E	2.6E-04	0.001	26.0%	YES	U	28.6%
20	Furan	12	002-EF-F	2.5E-04	0.001	24.7%	YES	U	28.6%
20	Furan	14	002-EF-G	2.6E-04	0.001	25.6%	YES	U	28.6%
20	Furan	16	002-EF-H	2.5E-04	0.00	25.5%	YES	U	28.6%
22	2,5-Dihydrofuran	2	001-IN-A	4.7E-04	0.001	47.3%	YES	UY	52.8%
22	2,5-Dihydrofuran	4	001-IN-B	5.2E-04	0.001	52.2%	YES	U	52.8%
22	2,5-Dihydrofuran	6	001-IN-C	4.7E-04	0.001	46.7%	YES	U	52.8%
22	2,5-Dihydrofuran	8	001-IN-D	5.3E-04	0.001	52.8%	YES	U	52.8%
22	2,5-Dihydrofuran	10	001-IN-E	5.2E-04	0.001	51.7%	YES	U	52.8%
22	2,5-Dihydrofuran	12	001-IN-F	5.0E-04	0.001	49.7%	YES	U	52.8%
22	2,5-Dihydrofuran	14	001-IN-G	5.1E-04	0.001	50.6%	YES	U	52.8%
22	2,5-Dihydrofuran	16	001-IN-H	5.0E-04	0.001	49.6%	YES	U	52.8%
22	2,5-Dihydrofuran	2	001-EF-A	5.1E-04	0.001	50.7%	YES	U	52.8%
22	2,5-Dihydrofuran	4	001-EF-B	4.9E-04	0.001	49.1%	YES	U	52.8%
22	2,5-Dihydrofuran	6	001-EF-C	4.9E-04	0.001	49.0%	YES	U	52.8%
22	2,5-Dihydrofuran	8	001-EF-D	4.8E-04	0.001	48.1%	YES	U	52.8%
22	2,5-Dihydrofuran	10	001-EF-E	4.8E-04	0.001	48.3%	YES	U	52.8%



Table D.2. SX-104 (continued)

COPC #	Analyte	End Time (h)	Position	Conc. (ppm)	OEL (ppm)	Fraction of OEL	Measurement < DL RL?	Quality Code	Approx. DL RL (%OEL)
22	2,5-Dihydrofuran	12	001-EF-F	4.9E-04	0.001	49.0%	YES	U	52.8%
22	2,5-Dihydrofuran	14	001-EF-G	5.2E-04	0.001	51.7%	YES	U	52.8%
22	2,5-Dihydrofuran	16	001-EF-H	4.9E-04	0.001	49.0%	YES	U	52.8%
22	2,5-Dihydrofuran	2	002-IN-A	2.2E-04	0.001	21.7%	YES	U	52.8%
22	2,5-Dihydrofuran	4	002-IN-B	5.0E-04	0.001	49.6%	YES	U	52.8%
22	2,5-Dihydrofuran	6	002-IN-C	5.0E-04	0.001	50.3%	YES	U	52.8%
22	2,5-Dihydrofuran	8	002-IN-D	5.1E-04	0.001	51.4%	YES	U	52.8%
22	2,5-Dihydrofuran	10	002-IN-E	5.1E-04	0.001	50.7%	YES	U	52.8%
22	2,5-Dihydrofuran	12	002-IN-F	5.0E-04	0.001	49.8%	YES	U	52.8%
22	2,5-Dihydrofuran	14	002-IN-G	5.0E-04	0.001	50.4%	YES	U	52.8%
22	2,5-Dihydrofuran	16	002-IN-H	2.1E-04	0.001	21.3%	YES	U	52.8%
22	2,5-Dihydrofuran	2	002-EF-A	2.1E-04	0.001	20.6%	YES	U	52.8%
22	2,5-Dihydrofuran	4	002-EF-B	2.0E-04	0.001	20.2%	YES	U	52.8%
22	2,5-Dihydrofuran	6	002-EF-C	2.3E-04	0.001	22.7%	YES	U	52.8%
22	2,5-Dihydrofuran	8	002-EF-D	2.2E-04	0.001	22.0%	YES	U	52.8%
22	2,5-Dihydrofuran	10	002-EF-E	2.3E-04	0.001	22.5%	YES	U	52.8%
22	2,5-Dihydrofuran	12	002-EF-F	2.1E-04	0.001	21.5%	YES	U	52.8%
22	2,5-Dihydrofuran	14	002-EF-G	2.2E-04	0.001	22.2%	YES	U	52.8%
22	2,5-Dihydrofuran	16	002-EF-H	2.2E-04	0.00	22.1%	YES	U	52.8%
23	2-Methylfuran	2	001-IN-A	1.1E-04	0.001	11.3%	YES	UY	20.9%
23	2-Methylfuran	4	001-IN-B	1.3E-04	0.001	12.5%	YES	U	20.9%
23	2-Methylfuran	6	001-IN-C	1.1E-04	0.001	11.2%	YES	U	20.9%
23	2-Methylfuran	8	001-IN-D	1.3E-04	0.001	12.7%	YES	U	20.9%
23	2-Methylfuran	10	001-IN-E	1.2E-04	0.001	12.4%	YES	U	20.9%
23	2-Methylfuran	12	001-IN-F	1.2E-04	0.001	11.9%	YES	U	20.9%
23	2-Methylfuran	14	001-IN-G	1.2E-04	0.001	12.1%	YES	U	20.9%
23	2-Methylfuran	16	001-IN-H	1.2E-04	0.001	11.9%	YES	U	20.9%
23	2-Methylfuran	2	001-EF-A	1.2E-04	0.001	12.1%	YES	U	20.9%
23	2-Methylfuran	4	001-EF-B	1.2E-04	0.001	11.8%	YES	U	20.9%
23	2-Methylfuran	6	001-EF-C	1.2E-04	0.001	11.7%	YES	U	20.9%
23	2-Methylfuran	8	001-EF-D	1.2E-04	0.001	11.5%	YES	U	20.9%
23	2-Methylfuran	10	001-EF-E	1.2E-04	0.001	11.6%	YES	U	20.9%
23	2-Methylfuran	12	001-EF-F	1.2E-04	0.001	11.7%	YES	U	20.9%
23	2-Methylfuran	14	001-EF-G	1.2E-04	0.001	12.4%	YES	U	20.9%
23	2-Methylfuran	16	001-EF-H	1.2E-04	0.001	11.8%	YES	U	20.9%
23	2-Methylfuran	2	002-IN-A	2.0E-04	0.001	20.0%	YES	U	20.9%
23	2-Methylfuran	4	002-IN-B	1.2E-04	0.001	11.9%	YES	U	20.9%
23	2-Methylfuran	6	002-IN-C	1.2E-04	0.001	12.0%	YES	U	20.9%
23	2-Methylfuran	8	002-IN-D	1.2E-04	0.001	12.3%	YES	U	20.9%
23	2-Methylfuran	10	002-IN-E	1.2E-04	0.001	12.1%	YES	U	20.9%
23	2-Methylfuran	12	002-IN-F	1.2E-04	0.001	11.9%	YES	U	20.9%
23	2-Methylfuran	14	002-IN-G	1.2E-04	0.001	12.1%	YES	U	20.9%
23	2-Methylfuran	16	002-IN-H	2.0E-04	0.001	19.6%	YES	U	20.9%
23	2-Methylfuran	2	002-EF-A	1.9E-04	0.001	19.0%	YES	U	20.9%
23	2-Methylfuran	4	002-EF-B	1.9E-04	0.001	18.7%	YES	U	20.9%
23	2-Methylfuran	6	002-EF-C	2.1E-04	0.001	20.9%	YES	U	20.9%

Table D.2. SX-104 (continued)

COPC #	Analyte	End Time (h)	Position	Conc. (ppm)	OEL (ppm)	Fraction of OEL	Measurement < DL RL?	Quality Code	Approx. DL RL (%OEL)
23	2-Methylfuran	8	002-EF-D	2.0E-04	0.001	20.3%	YES	U	20.9%
23	2-Methylfuran	10	002-EF-E	2.1E-04	0.001	20.8%	YES	U	20.9%
23	2-Methylfuran	12	002-EF-F	2.0E-04	0.001	19.8%	YES	U	20.9%
23	2-Methylfuran	14	002-EF-G	2.0E-04	0.001	20.4%	YES	U	20.9%
23	2-Methylfuran	16	002-EF-H	2.0E-04	0.00	20.4%	YES	U	20.9%
35	Acetonitrile	2	001-IN-A	4.9E-01	20.000	2.47%	YES		2.59%
35	Acetonitrile	4	001-IN-B	4.9E-01	20.000	2.43%	YES		2.59%
35	Acetonitrile	6	001-IN-C	4.9E-01	20.000	2.47%	YES		2.59%
35	Acetonitrile	8	001-IN-D	5.0E-01	20.000	2.48%	YES		2.59%
35	Acetonitrile	10	001-IN-E	4.8E-01	20.000	2.38%	YES		2.59%
35	Acetonitrile	12	001-IN-F	4.9E-01	20.000	2.45%	YES		2.59%
35	Acetonitrile	14	001-IN-G	5.0E-01	20.000	2.49%	YES		2.59%
35	Acetonitrile	16	001-IN-H	5.0E-01	20.000	2.49%	YES		2.59%
35	Acetonitrile	2	001-EF-A	4.8E-01	20.000	2.40%	YES		2.59%
35	Acetonitrile	4	001-EF-B	4.7E-01	20.000	2.34%	YES		2.59%
35	Acetonitrile	6	001-EF-C	4.7E-01	20.000	2.33%	YES		2.59%
35	Acetonitrile	8	001-EF-D	4.9E-01	20.000	2.44%	YES		2.59%
35	Acetonitrile	10	001-EF-E	4.8E-01	20.000	2.41%	YES		2.59%
35	Acetonitrile	12	001-EF-F	5.0E-01	20.000	2.48%	YES		2.59%
35	Acetonitrile	14	001-EF-G	5.0E-01	20.000	2.51%	YES		2.59%
35	Acetonitrile	16	001-EF-H	5.0E-01	20.000	2.49%	YES		2.59%
35	Acetonitrile	2	002-IN-A	4.7E-01	20.000	2.37%	YES		2.59%
35	Acetonitrile	4	002-IN-B	5.0E-01	20.000	2.51%	YES		2.59%
35	Acetonitrile	6	002-IN-C	4.8E-01	20.000	2.39%	YES		2.59%
35	Acetonitrile	8	002-IN-D	5.4E-01	20.000	2.68%			2.59%
35	Acetonitrile	10	002-IN-E	4.9E-01	20.000	2.45%	YES		2.59%
35	Acetonitrile	12	002-IN-F	4.9E-01	20.000	2.47%	YES		2.59%
35	Acetonitrile	14	002-IN-G	5.0E-01	20.000	2.51%	YES		2.59%
35	Acetonitrile	16	002-IN-H	5.0E-01	20.000	2.52%	YES		2.59%
35	Acetonitrile	2	002-EF-A	5.2E-01	20.000	2.59%	YES		2.59%
35	Acetonitrile	4	002-EF-B	1.1E+00	20.000	5.56%			2.59%
35	Acetonitrile	6	002-EF-C	4.6E-01	20.000	2.31%	YES		2.59%
35	Acetonitrile	8	002-EF-D	4.9E-01	20.000	2.45%	YES		2.59%
35	Acetonitrile	10	002-EF-E	6.6E-01	20.000	3.29%			2.59%
35	Acetonitrile	12	002-EF-F	5.0E-01	20.000	2.49%	YES		2.59%
35	Acetonitrile	14	002-EF-G	5.4E-01	20.000	2.69%			2.59%
35	Acetonitrile	16	002-EF-H	1.1E+00	20.00	5.66%			2.59%
52	Pyridine	2	001-IN-A	1.3E-03	1.000	0.128%	YES		0.13%
52	Pyridine	4	001-IN-B	1.3E-03	1.000	0.131%	YES		0.13%
52	Pyridine	6	001-IN-C	1.3E-03	1.000	0.131%	YES		0.13%
52	Pyridine	8	001-IN-D	1.3E-03	1.000	0.131%	YES		0.13%
52	Pyridine	10	001-IN-E	1.3E-03	1.000	0.127%	YES		0.13%
52	Pyridine	12	001-IN-F	1.3E-03	1.000	0.130%	YES		0.13%
52	Pyridine	14	001-IN-G	1.3E-03	1.000	0.130%	YES		0.13%
52	Pyridine	16	001-IN-H	1.2E-03	1.000	0.125%	YES		0.13%

Table D.2. SX-104 (continued)

COPC #	Analyte	End Time (h)	Position	Conc. (ppm)	OEL (ppm)	Fraction of OEL	Measurement < DL RL?	Quality Code	Approx. DL RL (%OEL)
52	Pyridine	2	001-EF-A	1.3E-03	1.000	0.129%	YES		0.13%
52	Pyridine	4	001-EF-B	1.3E-03	1.000	0.130%	YES		0.13%
52	Pyridine	6	001-EF-C	1.3E-03	1.000	0.131%	YES		0.13%
52	Pyridine	8	001-EF-D	1.3E-03	1.000	0.129%	YES		0.13%
52	Pyridine	10	001-EF-E	1.2E-03	1.000	0.125%	YES		0.13%
52	Pyridine	12	001-EF-F	1.2E-03	1.000	0.122%	YES		0.13%
52	Pyridine	14	001-EF-G	1.2E-03	1.000	0.120%	YES		0.13%
52	Pyridine	16	001-EF-H	1.2E-03	1.000	0.121%	YES		0.13%
52	Pyridine	2	002-IN-A	1.3E-03	1.000	0.132%	YES		0.13%
52	Pyridine	4	002-IN-B	1.3E-03	1.000	0.127%	YES		0.13%
52	Pyridine	6	002-IN-C	1.2E-03	1.000	0.121%	YES		0.13%
52	Pyridine	8	002-IN-D	1.2E-03	1.000	0.123%	YES		0.13%
52	Pyridine	10	002-IN-E	1.2E-03	1.000	0.122%	YES		0.13%
52	Pyridine	12	002-IN-F	1.2E-03	1.000	0.119%	YES		0.13%
52	Pyridine	14	002-IN-G	1.2E-03	1.000	0.117%	YES		0.13%
52	Pyridine	16	002-IN-H	1.2E-03	1.000	0.118%	YES		0.13%
52	Pyridine	2	002-EF-A	1.3E-03	1.000	0.131%	YES		0.13%
52	Pyridine	4	002-EF-B	1.3E-03	1.000	0.126%	YES		0.13%
52	Pyridine	6	002-EF-C	1.2E-03	1.000	0.124%	YES		0.13%
52	Pyridine	8	002-EF-D	1.3E-03	1.000	0.127%	YES		0.13%
52	Pyridine	10	002-EF-E	1.2E-03	1.000	0.121%	YES		0.13%
52	Pyridine	12	002-EF-F	1.2E-03	1.000	0.116%	YES		0.13%
52	Pyridine	14	002-EF-G	1.2E-03	1.000	0.119%	YES		0.13%
52	Pyridine	16	002-EF-H	1.1E-03	1.00	0.115%	YES		0.13%
53	2,4-Dimethylpyridine	2	001-IN-A	9.4E-04	0.500	0.189%	YES		0.20%
53	2,4-Dimethylpyridine	4	001-IN-B	9.7E-04	0.500	0.194%	YES		0.20%
53	2,4-Dimethylpyridine	6	001-IN-C	9.7E-04	0.500	0.193%	YES		0.20%
53	2,4-Dimethylpyridine	8	001-IN-D	9.7E-04	0.500	0.194%	YES		0.20%
53	2,4-Dimethylpyridine	10	001-IN-E	9.4E-04	0.500	0.188%	YES		0.20%
53	2,4-Dimethylpyridine	12	001-IN-F	9.6E-04	0.500	0.191%	YES		0.20%
53	2,4-Dimethylpyridine	14	001-IN-G	9.6E-04	0.500	0.191%	YES		0.20%
53	2,4-Dimethylpyridine	16	001-IN-H	9.2E-04	0.500	0.184%	YES		0.20%
53	2,4-Dimethylpyridine	2	001-EF-A	9.5E-04	0.500	0.190%	YES		0.20%
53	2,4-Dimethylpyridine	4	001-EF-B	9.6E-04	0.500	0.192%	YES		0.20%
53	2,4-Dimethylpyridine	6	001-EF-C	9.7E-04	0.500	0.194%	YES		0.20%
53	2,4-Dimethylpyridine	8	001-EF-D	9.5E-04	0.500	0.191%	YES		0.20%
53	2,4-Dimethylpyridine	10	001-EF-E	9.2E-04	0.500	0.184%	YES		0.20%
53	2,4-Dimethylpyridine	12	001-EF-F	9.0E-04	0.500	0.181%	YES		0.20%
53	2,4-Dimethylpyridine	14	001-EF-G	8.9E-04	0.500	0.178%	YES		0.20%
53	2,4-Dimethylpyridine	16	001-EF-H	9.0E-04	0.500	0.179%	YES		0.20%
53	2,4-Dimethylpyridine	2	002-IN-A	9.8E-04	0.500	0.196%	YES		0.20%
53	2,4-Dimethylpyridine	4	002-IN-B	9.4E-04	0.500	0.188%	YES		0.20%
53	2,4-Dimethylpyridine	6	002-IN-C	8.9E-04	0.500	0.178%	YES		0.20%
53	2,4-Dimethylpyridine	8	002-IN-D	9.1E-04	0.500	0.181%	YES		0.20%
53	2,4-Dimethylpyridine	10	002-IN-E	9.0E-04	0.500	0.180%	YES		0.20%
53	2,4-Dimethylpyridine	12	002-IN-F	8.8E-04	0.500	0.176%	YES		0.20%

Table D.2. SX-104 (continued)

COPC #	Analyte	End Time (h)	Position	Conc. (ppm)	OEL (ppm)	Fraction of OEL	Measurement < DL RL?	Quality Code	Approx. DL RL (%OEL)
53	2,4-Dimethylpyridine	14	002-IN-G	8.6E-04	0.500	0.172%	YES		0.20%
53	2,4-Dimethylpyridine	16	002-IN-H	8.7E-04	0.500	0.174%	YES		0.20%
53	2,4-Dimethylpyridine	2	002-EF-A	9.7E-04	0.500	0.194%	YES		0.20%
53	2,4-Dimethylpyridine	4	002-EF-B	9.3E-04	0.500	0.186%	YES		0.20%
53	2,4-Dimethylpyridine	6	002-EF-C	9.2E-04	0.500	0.183%	YES		0.20%
53	2,4-Dimethylpyridine	8	002-EF-D	9.4E-04	0.500	0.188%	YES		0.20%
53	2,4-Dimethylpyridine	10	002-EF-E	8.9E-04	0.500	0.179%	YES		0.20%
53	2,4-Dimethylpyridine	12	002-EF-F	8.5E-04	0.500	0.171%	YES		0.20%
53	2,4-Dimethylpyridine	14	002-EF-G	8.8E-04	0.500	0.176%	YES		0.20%
53	2,4-Dimethylpyridine	16	002-EF-H	8.5E-04	0.50	0.169%	YES		0.20%

## **Appendix E**

### **Plots of Other COPCs with Significant (2–10% of the OEL) Detected Values**



## Appendix E

### Plots of Other COPCs with Significant (2–10% of the OEL) Detected Values

#### E.1 SX-101

**Formaldehyde** (see Figure E.1) – The detection limit (DL) for formaldehyde corresponds to approximately 0.6% of its Occupational Exposure Limit (OEL). Inlet values measured for the SCOTT 7422-SD1 respirator cartridge were less than 10% of the OEL, and specifically less than 3.3% of the OEL. Initial inlet values measured for the SCOTT 7422-SC1 respirator cartridges were less than 10% of the OEL, and specifically less than 9% of the OEL. The concentrations decreased to less than 2% of the OEL after 8 hours and continued to be lower than 2% of the OEL until the end of 16 hours. Random increases in formaldehyde inlet concentrations at the beginning of the testing also were observed in previous cartridge tests. All of the outlet measurements were below the analytical DL for both respirator cartridges. Thus, there is no evidence of breakthrough over the measured time period for either cartridge tested.

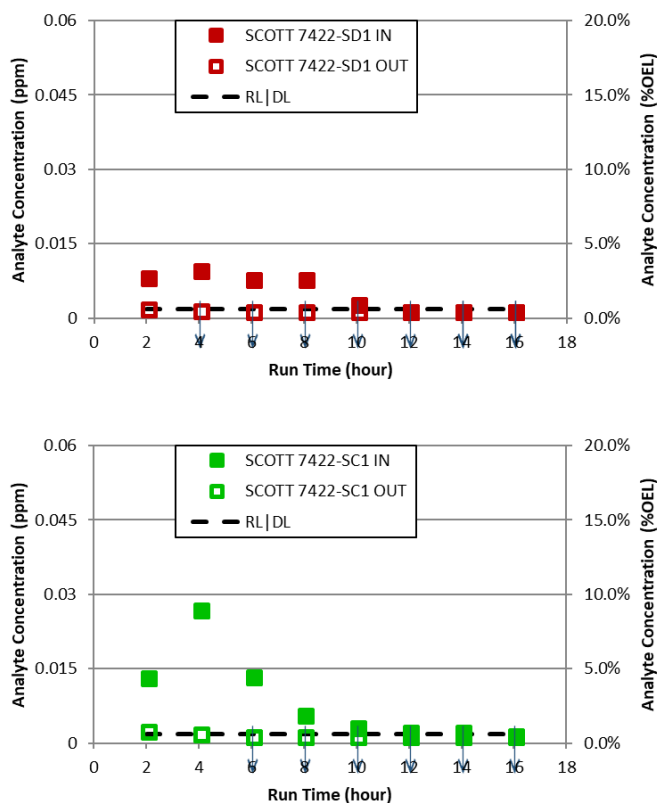


Figure E.1. Plot of Measured Formaldehyde Concentrations before the Inlets and after the Outlets of the Two Respirator Cartridges Tested (SCOTT 7422-SD1 and SCOTT 7422-SC1). Data points noted with ↓ indicates measurements less than the DL. Outlet data points not visible are obscured by the inlet data points.

***Furan and Substituted Furans.*** Eight furan Chemicals of Potential Concern (COPC) are measured and quantified during cartridge testing using calibration standards and two different sorbent tube methods. The volatile organic analyte Carbotrap 300 TDU tube is used to sample three of the lower boiling point calibrated furans including furan, 2,5-dihydrofuran, and 2-methylfuran. The Furans TENAX TA TDU tube is used to sample the remaining non-Tentatively Identified Compound substituted furans, including 2,3-dihydrofuran, 2,5-dimethylfuran, 2-heptylfuran, and 2-propylfuran. The DL for all eight furan COPCs exceeds 2% of the OEL. In the SX-101 testing, only furan was measured above DL and above 100% of the OEL and was discussed in section 5.1. For the other seven COPCs, all measured inlet and outlet concentrations from cartridge testing were less than both the DL and the reporting limit (RL), and were, therefore, not plotted here. The specific DL and RL values for each COPC are identified in Tables 1 and 2, and DL values range from approximately 3.8 to 7.2% of the OEL for those substituted furans measured using the TENAX TA sorbent tube, and from approximately 13 to 53% of the OEL for furan and substituted furans measured using the Carbotrap 300 sorbent tube.



***N-nitrosomorpholine*** (see Figure E.2) – The DL for N-nitrosomorpholine corresponds to 1.61% of its OEL. Inlet values measured for SCOTT 7422-SD1 respirator cartridges were less than 10% of the OEL, and specifically less than 7.3% of the OEL and the concentrations decreased to less than 2% of the OEL after 12 hours and continued to be lower than 2% of the OEL until the end of 16 hours. Initial inlet values measured for SCOTT 7422-SC1 respirator cartridges were less than 10% of the OEL and specifically less than 8.6% of the OEL. The inlet concentrations gradually decreased towards the end of the testing period. All of the outlet measurements were below the analytical DL for both respirator cartridges. Thus, there is no evidence of N-nitrosomorpholine breakthrough over the measured time period for either cartridge tested.

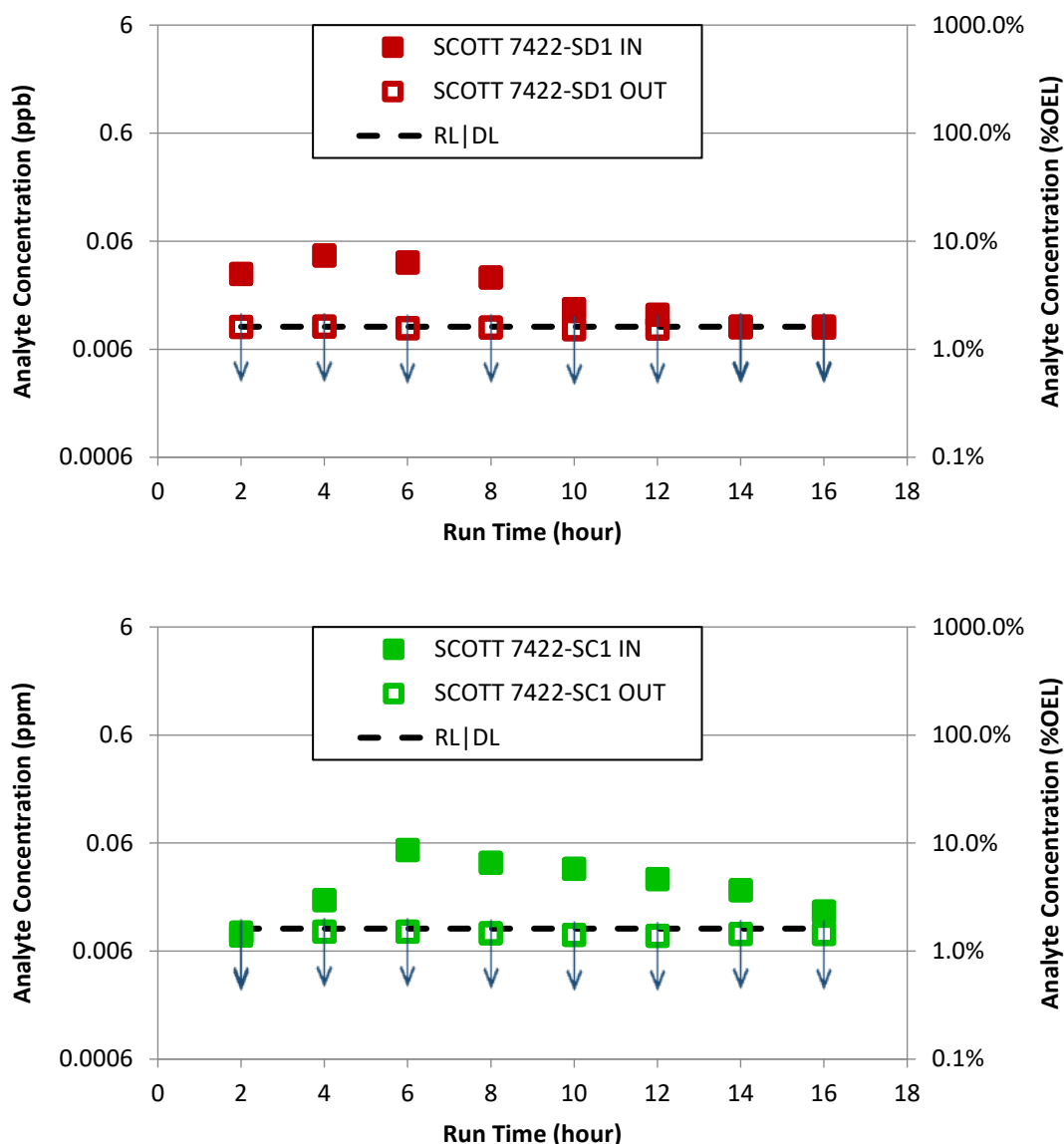


Figure E.2. Plot of Measured N-nitrosomorpholine Concentrations before the Inlets and after the Outlets of the Two Respirator Cartridges Tested (SCOTT 7422-SD1 and SCOTT 7422-SC1). Data points noted with ↓ indicates measurements less than the DL. Outlet data points not visible are obscured by the inlet data points.

**Dibutyl butylphosphonate** (see Figure E.3) – The DL for dibutyl butylphosphonate corresponds to approximately 3.8% of its OEL. All inlet and outlet values measured for the two respirator cartridges were less than the RL, less than 10% of the OEL, and less than the analytical DL. Based on the data, there is no evidence of dibutyl butylphosphonate breakthrough over the measured time period for either cartridge tested.

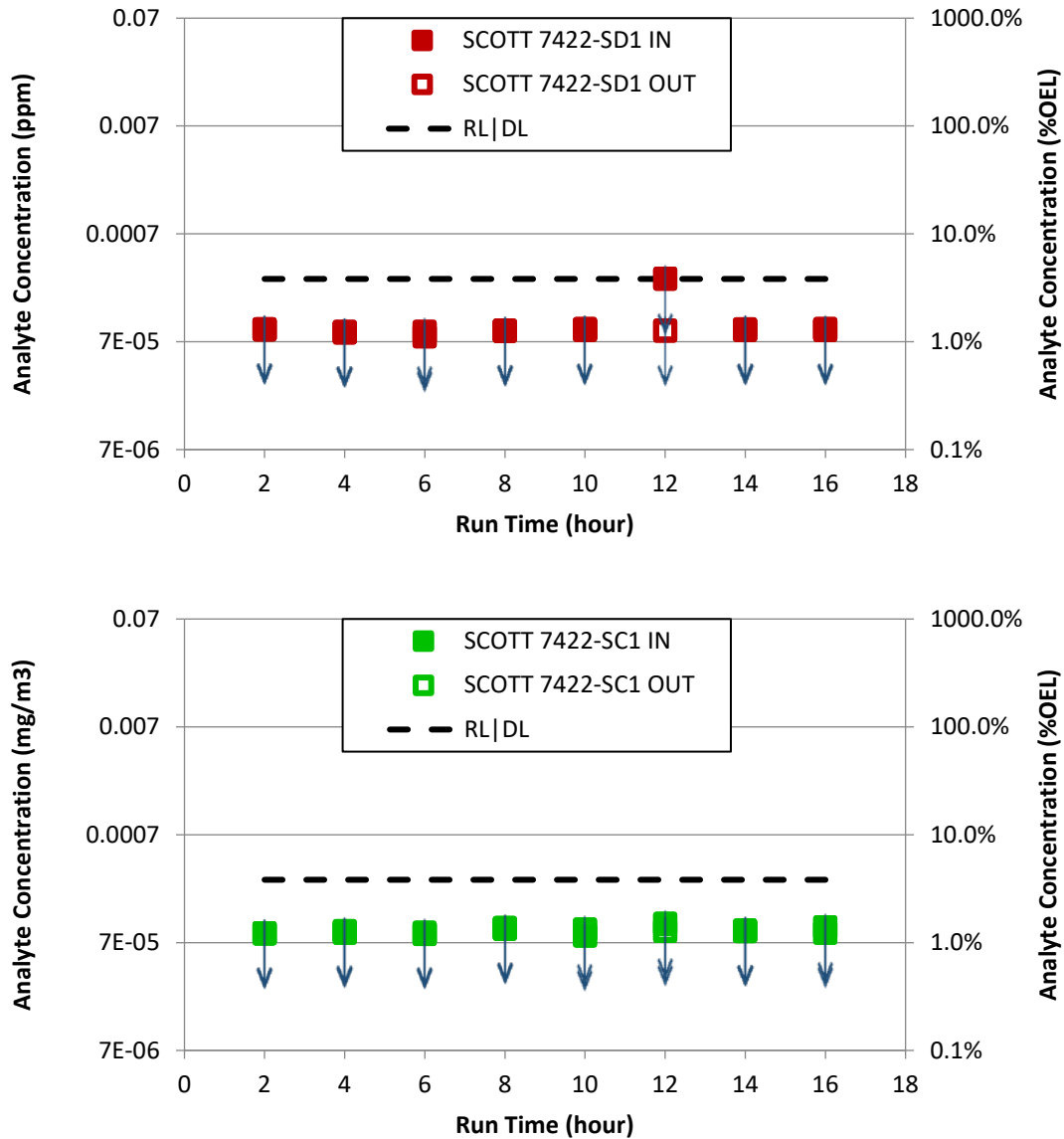


Figure E.3. Plot of Measured Dibutyl butylphosphonate Concentrations before the Inlets and after the Outlets of the Two Respirator Cartridges Tested (SCOTT 7422-SD1 and SCOTT 7422-SC1). Data points noted with ↓ indicates measurements less than the DL. Outlet data points not visible are obscured by the inlet data points.

## E.2 SX-104

**Formaldehyde** (see Figure E.4) – The DL for formaldehyde corresponds to approximately 0.6% of its OEL. Inlet values measured for SCOTT 7422-SD1 respirator cartridge were less than 10% of the OEL, and specifically less than 3.7% of the OEL. Initial inlet concentration values measured for SCOTT 7422-SC1 respirator cartridges were less than 10% of the OEL, and specifically less than 5.1% of the OEL and the concentrations for both cartridges decreased to less than 2% of the OEL after 12 hours and continued to be lower than 2% of the OEL until the end of 16 hours. Slightly elevated early formaldehyde inlet concentrations were also observed in previous cartridge tests. However, all of the outlet measurements were below 2% of the OEL, and the DL, for both respirator cartridges. Thus, there is no evidence of formaldehyde breakthrough over the measured time period for either cartridge tested.

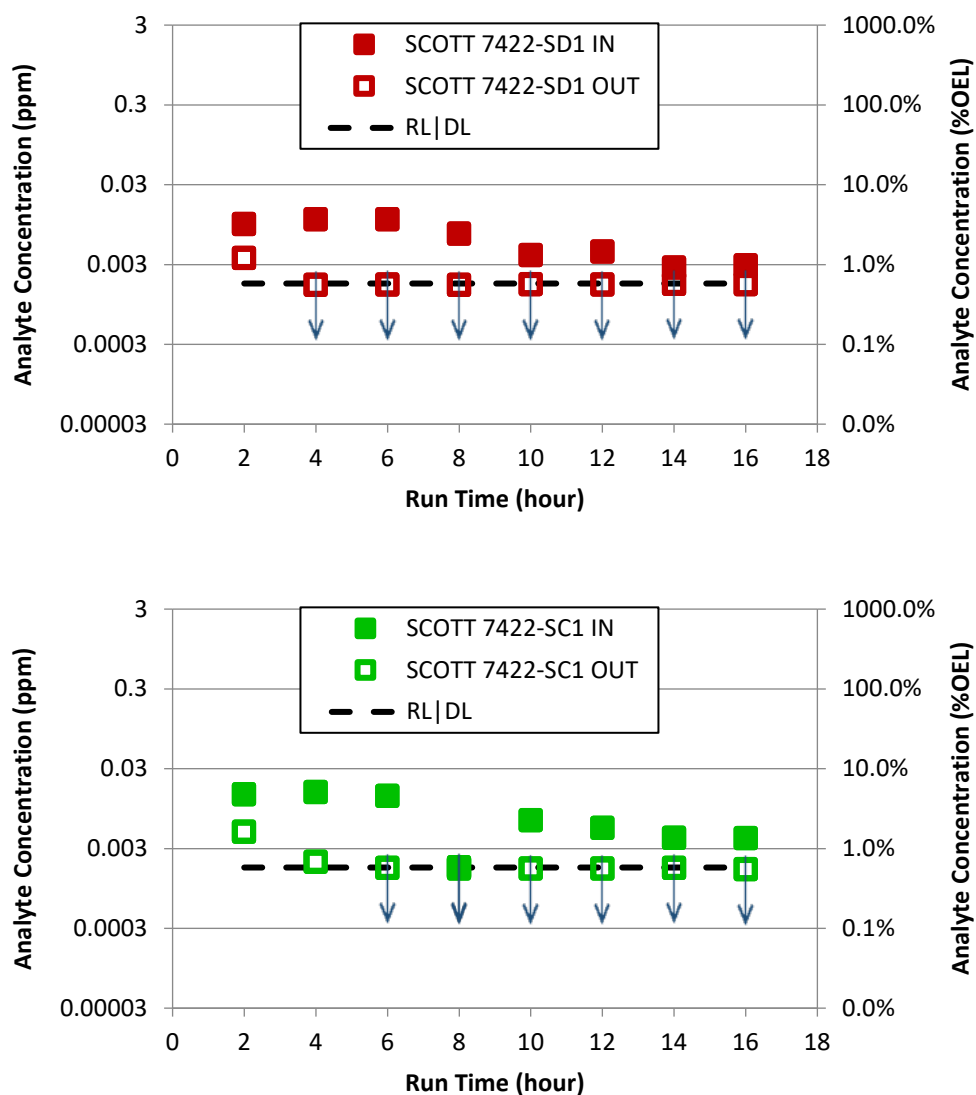


Figure E.4. Plot of Measured Formaldehyde Concentrations before the Inlets and after the Outlets of the Two Respirator Cartridges Tested (SCOTT 7422-SD1 and SCOTT 7422-SC1). Data points noted with ↓ indicates measurements less than the DL. Outlet data points not visible are obscured by the inlet data points.

***Furan and Substituted Furans.*** Eight furan COPCs are measured and quantified during cartridge testing using calibration standards and two different sorbent tube methods. The volatile organic analyte Carbotrap 300 TDU tube is used to sample three of the lower boiling point calibrated furans including furan, 2,5-dihydrofuran, and 2-methylfuran. The Furans TENAX TA TDU tube is used to sample the remaining non-Tentatively Identified Compound substituted furans, including 2,3-dihydrofuran, 2,5-dimethylfuran, 2-heptylfuran, and 2-propylfuran. The DL for all eight furan COPCs exceeds 2% of the OEL. In the SX-104 testing, only 2,5-dimethylfuran was measured above DL and above 10% of the OEL and was discussed in section 5.2. Only 2,3-dihydrofuran, 2-heptylfuran, and 2-propylfuran were measured in at least one inlet or outlet sample at concentrations above DL, and those results are described and plotted below. For the other four COPCs, all measured inlet and outlet concentrations from cartridge testing were less than the DL and RL, and, therefore, were not plotted here. The specific DL and RL values for each COPC are identified in Tables 1 and 2, and DL values range from approximately 3.4 to 5.4% of the OEL for those substituted furans measured using the TENAX TA sorbent tube, and from approximately 21 to 53% of the OEL for furan and substituted furans measured using the Carbotrap 300 sorbent tube.

**2,3-Dihydrofuran** (see Figure E.5) – The DL for 2,3-dihydrofuran corresponds to approximately 3.4% of its OEL, and the RL corresponds to approximately 29.8% of its OEL. All inlet and outlet values measured for SCOTT 7422-SD1 cartridge were less than the RL and less than 10% of the OEL. Based on the outlet data, there is no evidence of breakthrough over the measured time period for either cartridge tested.

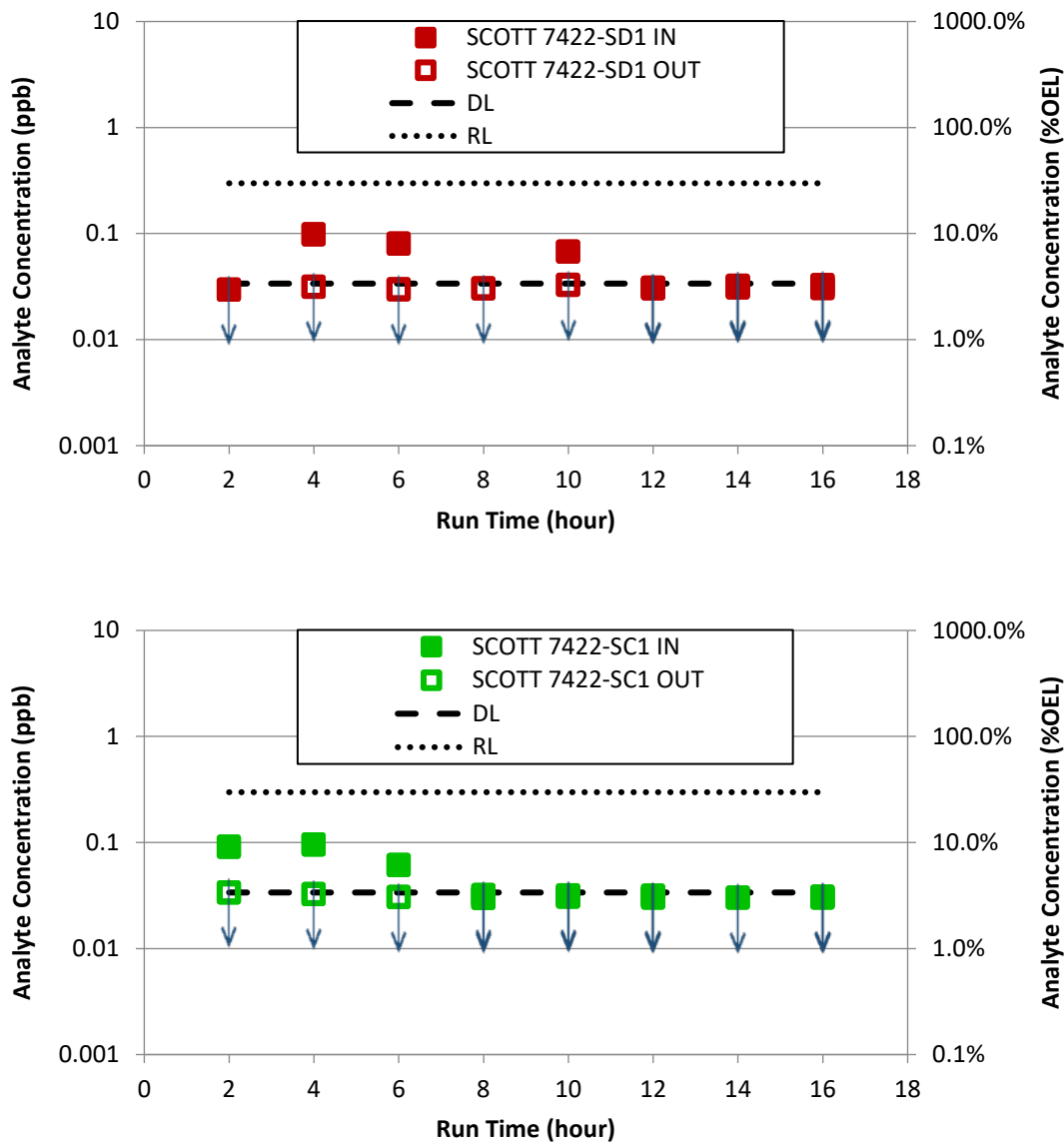


Figure E.5. Plot of Measured 2,3-Dihydrofuran Concentrations before the Inlets and after the Outlets of the Two Respirator Cartridges Tested (SCOTT 7422-SD1 and SCOTT 7422-SC1). Data points noted with ↓ indicates measurements less than the DL. Outlet data points not visible are obscured by the inlet data points.

**2-Heptylfuran** (see Figure E.6) – The DL for 2-heptylfuran corresponds to approximately 4.1% of its OEL, and the RL corresponds to approximately 12.6% of its OEL. All inlet and outlet values measured for the two respirator cartridges were less than the RL, less than 10% of the OEL, and less than the analytical DL except an outlet measurement for SCOTT 7422-SD1 after 8 hours reaching as high as 7.1% of the OEL. The outlet measurements then decreased to less than DL after 10 hours and continued to be lower than DL until the end of 16 hours. Based on the data, there is no evidence of 2-heptylfuran breakthrough over the measured time period for either cartridge tested.

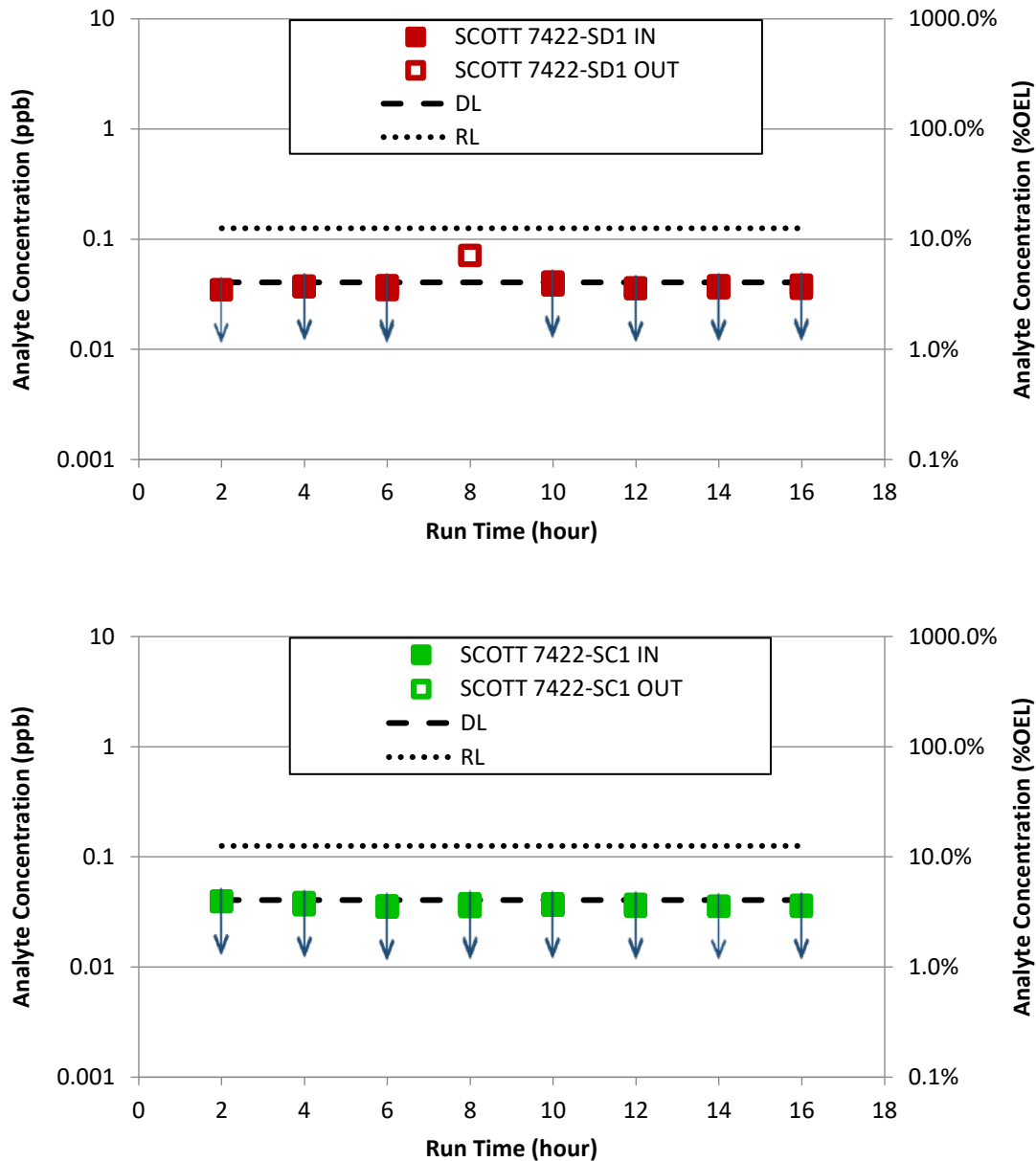


Figure E.6 Plot of Measured 2-Heptylfuran Concentrations before the Inlets and after the Outlets of the Two Respirator Cartridges Tested (SCOTT 7422-SD1 and SCOTT 7422-SC1). Data points noted with ↓ indicates measurements less than the DL. Outlet data points not visible are obscured by the inlet data points.

**2-Propylfuran** (see Figure E.7) – The DL for 2-propylfuran corresponds to approximately 4.0% of its OEL, and the RL corresponds to approximately 19% of its OEL. All inlet and outlet values measured for the two respirator cartridges were less than the RL, less than 10% of the OEL, and less than the analytical DL. Based on the data, there is no evidence of 2-propylfuran breakthrough over the measured time period for either cartridge tested.

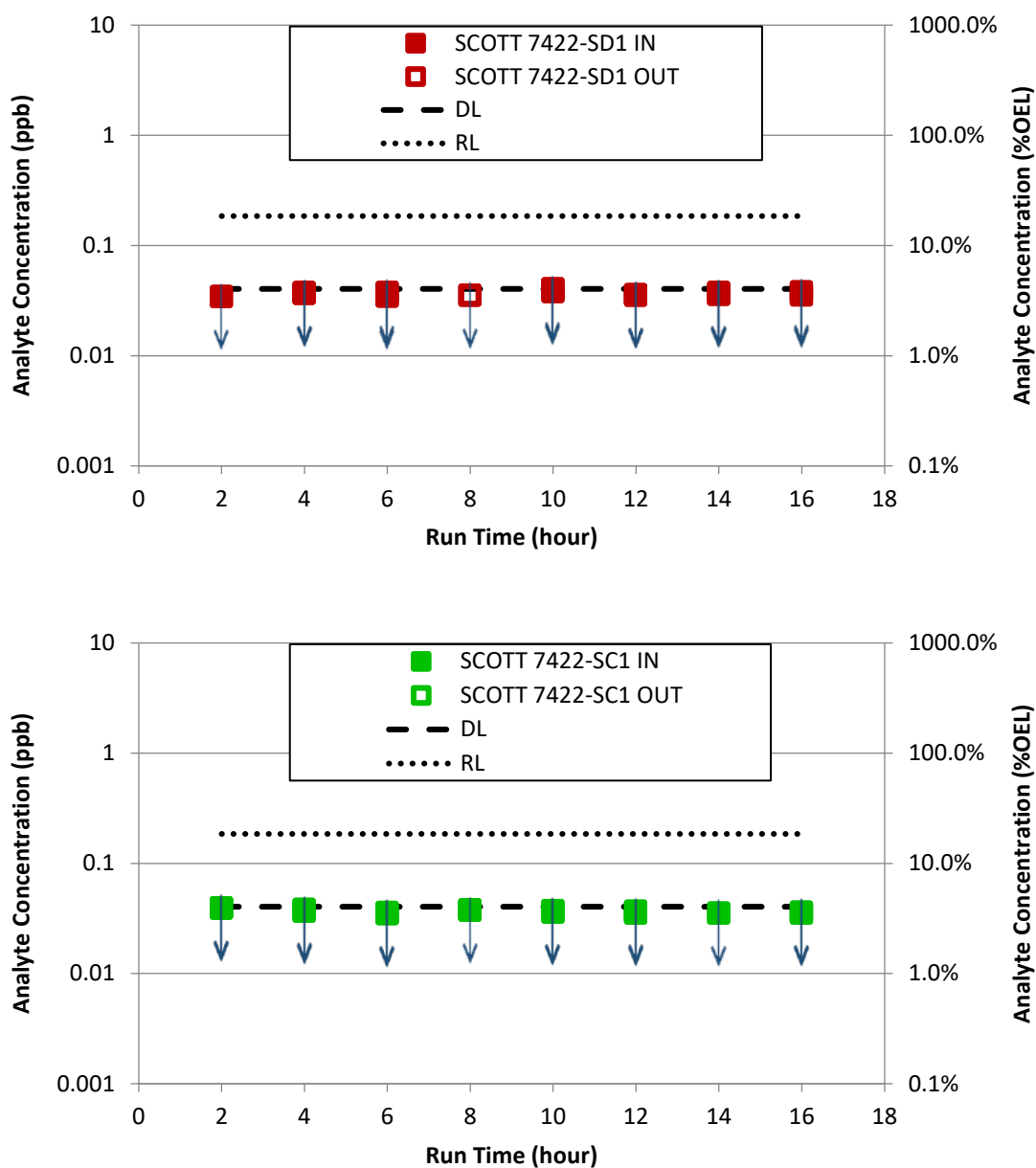


Figure E.7. Plot of Measured 2-Propylfuran Concentrations before the Inlets and after the Outlets of the Two Respirator Cartridges Tested (SCOTT 7422-SD1 and SCOTT 7422-SC1). Data points noted with ↓ indicates measurements less than the DL. Outlet data points not visible are obscured by the inlet data points.





## **Appendix F**

### **Historical Data Comparison**



## Appendix F

### Historical Data Comparison

Headspace-characterization data and Industrial Hygiene (IH) data—hereafter referred to as “TWINS HS” and “TWINS IH”—were obtained from the Tank Characterization Database via the Tank Waste Information Network System (TWINS). All vapor analysis results for the SX-101 headspace were obtained via a TWINS query on June 20, 2016, for TWINS HS,<sup>(15)</sup> and another query on March 8, 2017, for TWINS IH.<sup>16</sup> More recent headspace data also were obtained from the Site-Wide Industrial Hygiene Database (SWIHD) by a query on March 8, 2017, that obtained all headspace data that were present as of that date, producing a set referred to as “SWIHD HS.”

#### F.1 Data Handling and Filtering

For the TWINS IH data set, each line of data in the set represents a measurement made on the contents of a single sorbent tube (or other collector). Frequently, a single sample air stream passed through a series of two or more collectors, which meant that the actual sample concentration was the sum of the contributions from all the collectors in the series. The intent of this sample collection method was to have most or all vapor deposited in the first collector, with a relatively small amount of breakthrough into the second collector. The TWINS IH data set currently does not contain explicit information to denote which data came from specific collectors in series or to identify which collectors belong in a set. This absence causes some difficulty in identifying which data should be summed to obtain the true concentration for the sample stream. For the purpose of providing a historical data set for comparison to cartridge data, use of the uncombined raw data was considered to be adequate. Some historical concentration maxima and averages will be underestimated as a result; the underestimates are expected to be within a factor of 2 of the true (summed) concentration value, because in almost all cases, there are no more than two collectors in series.

Like the TWINS IH data set, the SWIHD HS data set does not contain explicit information to denote which data came from specific collectors in series or to identify which collectors belong in a set. However, the SWIHD HS samples are recent (2014 to 2016) and have more standardized sample naming conventions than many of the older data in TWINS HS. In addition, the sample volumes reported in TWINS HS all have three or more significant figures. This is crucial because a main identifying feature of samples in series is that they necessarily have identical sample volumes. With the additional information in SWIHD HS, it was possible to plausibly identify which lines of data needed to have concentrations summed to provide the total (true) sample concentrations.

Some historical concentration data were removed from consideration because they were flagged as being “bad” data for the current purpose; that is, they had certain measurement quality issues. TWINS HS data were eliminated from consideration if they were:

---

<sup>15</sup> No data have been added to TWINS HS since March 2005, so the June 2016 download does not require updating. TWINS HS downloaded from [https://twins.labworks.org/twinsdata/Forms/BuildQuery.aspx?SourceName=vapor.dbo.sp\\_WEB\\_TVD\\_analysis\\_results&whatsnew=Vapor](https://twins.labworks.org/twinsdata/Forms/BuildQuery.aspx?SourceName=vapor.dbo.sp_WEB_TVD_analysis_results&whatsnew=Vapor).

<sup>16</sup> TWINS IH downloaded from [https://twins.labworks.org/twinsdata/Forms/BuildQuery.aspx?SourceName=vapor.dbo.v\\_ih\\_sampling\\_results&whatsnew=Vapor](https://twins.labworks.org/twinsdata/Forms/BuildQuery.aspx?SourceName=vapor.dbo.v_ih_sampling_results&whatsnew=Vapor)

- Quality assurance samples (blanks, laboratory control samples, or spikes)
- Marked as suspect (Data Qualifier flag S)
- Associated with a contaminant in a blank, trip blank, or field blank (Data Qualifier flags B, T, or F)
- Marked with a laboratory-defined flag whose meaning was not generically defined and might indicate a serious data-quality issue (Data Qualifier flag Y).

TWINS IH and SWIHD HS data were eliminated from consideration as “bad” if they:

- Were associated with a contaminant in a blank (Data Qualifier flag b or B), a laboratory control sample that was out of range (Data Qualifier flag a), or a low-level standard with percent recovery outside the specified range (Data Qualifier flag L)
- Had an excessive relative percent difference between duplicates (Data Qualifier flag c)
- Were marked with a laboratory-defined flag whose meaning was not generically defined and might indicate a serious data-quality issue (Data Qualifier flag Y).

TWINS HS results associated with chemicals that were ambiguously identified (e.g., “alkane,” “unknown,” “C6 ketone”) were deleted unless the molecular weight of one of the chemicals could be unambiguously specified (e.g., “octanenitrile and others” was kept). In these mixture cases, where the Chemical ID consisted of a Chemical Abstracts Service (CAS) number followed by M, the molecular weight of the identified chemical was added to the data record, the CAS number was used for the Chemical ID, and the concentration was expressed in parts per million (absent from the downloaded database) was calculated from the concentration in milligrams per cubic meter at 25°C and the molecular weight.

Several chemicals in the TWINS IH data set had “needs conversion” notes in the concentration (mg/m<sup>3</sup> and ppm) columns of the database, rather than numbers. It was necessary to use values already in the database to determine these concentrations via ideal-gas calculations (i.e., the molecular weight, the “Reported Value” and its units, and the “Sample Volume” and its units). The temperature and pressure were assumed to be 25°C and 1 atm, respectively.

The method summarized above was consistent with that used in PNNL-26820 Rev. A (the FY 2017 update to the COPC assessment),<sup>17</sup> except that measurements that were below-reports—less than the reporting limit (RL) for the analyte were excluded in PNNL-26820 and were not excluded in this study. More detail of the data processing method is given in PNNL-26820.

For comparison to cartridge tests conducted using a gas stream from the SX-101 and SX-104 headspaces, only tank headspace, inlet filter, or breather filter measurements were considered appropriate. Therefore, the data were filtered to make sure the historical sampling location was similar to the cartridge test sampling location:

- The TWINS HS database contained headspace data identified as SX-101 and SX-104 measurements, which were initially considered for this analysis. All of the TWINS HS data for organic compounds and ammonia in these two SX tanks were from measurements made in 1999 or before. However, these data were taken while a sludge cooler (active ventilation) was in place. Active ventilation ended in 2003,<sup>18</sup> and only data later than 2003 are relevant to the current passively-ventilated conditions.

---

<sup>17</sup> Mahoney LA and EW Hoppe. 2017. *Hanford Tank Vapors FY 2017 Chemicals of Potential Concern*. PNNL-26820 Rev. A, Pacific Northwest National Laboratory, Richland Washington. Unpublished.

<sup>18</sup> Email from JE Meacham to LA Mahoney, “RE: Exhauster system changes”, December 21, 2017, 3:11:18 PM.

- The SWIHD HS database contained no headspace data for SX-101 and therefore was not used in the SX-101 analysis. However, SWIHD HS data for SX-104, based on measurements taken in July 2015, were in the database.
- All of the TWINS IH data that had “SX101” or “SX104” noted in the “Location” field of the database were used. These data had survey titles that alluded to “BF” (breather filter) and “S-complex COPC summa sampling,” and were taken in 2006.

## F.2 Data Tabulation

For each of the two tank headspaces, maximum and average<sup>(19)</sup> headspace concentrations were found for each analyte for the combined TWINS IH and SWIHD HS<sup>(20)</sup> databases.<sup>(21)</sup> These maxima and averages are given in Table F.1 and Table F.2,<sup>(22)</sup> together with Occupational Exposure Limits (OELs) and counts of the number of samples. The notation “n/a” is used where there were no measurements of the analyte.

Because the TWINS HS data were older, they were considered less representative of the vapors that might have been present during cartridge testing. The practice in other cartridge testing reports has been to omit the TWINS HS from the calculations that support the tables in this appendix, unless, the maximum and average for an analyte were considerably different if they were determined from a combination of all three databases. In such cases italics have been used to indicate the effect of TWINS HS data. However, the TWINS HS data all predate the establishment of the current passive ventilation conditions, and therefore were not used here and generated no italicized entries.

Because the RLs on concentrations in the historical database were generally higher than the RLs or detection limits (DL) in the cartridge tests, it was necessary to analyze data in a way that would let the effect of less-than-RL historical data (a.k.a., below-reports) be recognized. To do this, it was assumed that all of the below-reports in the databases had concentrations equal to the RLs of the measurement. In addition, it was useful to identify situations where there was a maximum concentration that was singularly high, compared to all other measurements. These kinds of information are shown in Table F.1 and Table F.2 using the conventions described below.

Each entry may be either a single value, or one value that is not in parentheses followed by another that is in parentheses. If there is a single value, it is based only on below-report data if preceded by “<”; otherwise, it comes from above-report data. If there are two values the first value is for the overall data set, above-reports and below-reports taken all together. The second, parenthesized value is for above-reports alone. The notation “n/a” indicates when there are no data at all.

Some examples may help to clarify this.

---

<sup>19</sup> Arithmetic average

<sup>20</sup> This evaluation used the concentration data in SWIHD HS and converted them to %OEL, rather than directly using the %OEL data in SWIHD HS. Although this approach was consistent with the methods used on the other two data sets, there are cases where it gave a %OEL value smaller than that found in the SWIHD database. This difference occurs because concentrations in SWIHD HS may be truncated to one or two significant figures, while the %OEL values in SWIHD HS are calculated from concentrations before truncation. The difference between %OEL based on truncated and non-truncated concentrations is small enough to have no effect on conclusions about whether cartridge maxima are consistent with historical maxima.

<sup>21</sup> Because the SWIHD HS database contained no data for SX-101, the TWINS IH data were the only concentrations present in the “two-database” combination.

<sup>22</sup> All % OEL values were calculated from concentration data that had been rounded to a minimum of 3 significant figures.

- If the number of values is given as “46 (35)”, there were 46 total data points, 35 above reports, and  $46 - 35 = 11$  below-reports. If the number of values is “1 (0)”, there was one below-report and no above-reports.
- If the maximum is “<0.04 (0.01)”, it means there was a below-report with a RL of 0.04, whereas the highest above-report was only 0.01. It seems counter-intuitive for below-reports to increase the maximum over the above-report value, but it can happen when some measurements were made with much less sensitivity (much higher RLs) than others.
- If the average is “0.04 (0.01)”, it means the average including below-reports was 0.04, whereas the average for above-reports only was 0.01. The average for the overall data set is preceded by “<” only if all the data were below-reports.

These notations apply to the concentration/OEL percentages as well as to the concentrations.

### F.3 Identifying Maxima Measured During Disturbances

To better understand the historical maxima, the historical data sets were reviewed to determine which data were taken during planned tank operations that caused waste disturbance or were taken during or just after ventilation system outages.<sup>23)</sup>

Note that procedures already in place prevent air-purifying respirators from being used in downwind areas during certain types of planned operations; for example, waste transfers, other waste-disturbing activities, and ventilation restarts after outages. Tank farm personnel would use more protective equipment such as self-contained breathing apparatus or supplied air. Thus, maxima that come from data taken during these operations need to be recognized as such because they may be less pertinent to the intended purpose of cartridge testing.

Waste transfers, waste recirculation, and addition of water from evaporators are considered to be waste-disturbing activities in the discussion in this appendix. Raw water additions also are discussed when present; however, for dates when they are present without waste transfers, they are not taken as waste-disturbing events.

Only TWINS IH data were checked for the presence of disturbance conditions. Headspace data were not so reviewed because it was expected to be rare for headspace sampling to be conducted during planned operations that caused waste disturbances.

The first type of information used to identify waste-disturbing or ventilation-disturbing activities was the title of the Industrial Hygiene survey in the TWINS IH database. Surveys were considered to reflect waste-disturbing operations if their titles included a reference to “retrieval,” “transfer,” “tank Y to tank Z,” “Z% complete” (referring to a retrieval), ALC (air-lift circulator), recirculation, portable exhausters on single-shell tanks, or the 242-A evaporator (implying an ongoing evaporation campaign). However, if the title also included the words “baseline,” “re,” or “start,” the survey was considered to precede transfer operations and to not include the effects of waste disturbance.

---

<sup>23</sup> Because tanks SX-101 and SX-104 are passively ventilated, they are not subject to ventilation-disturbing operations, which are mentioned only for completeness.

The information in the survey title was tested and supplemented by consulting the TWINS databases of tank transfers (pre-2001 and post-2000).<sup>24</sup> These databases are related to Best Basis Inventory<sup>25</sup> determinations and focus on activities that change the waste inventories in tanks. They do not include any information about ventilation disturbances, and only include information on in-tank recirculation if it indirectly changed the inventory (e.g., by inducing a gas release).

## F.4 Comparison with Historical Data – Approach

The maximum and average COPC concentrations measured during cartridge testing were compared to the maximum and average historical concentrations. Where differences were found, the historical data were examined for explanations in the type or circumstances of sampling (e.g., waste-disturbing operations).

The cartridge inlet concentrations discussed in the following sections include (as appropriate) above-report concentrations, below-report concentrations (in which case RLs were used for comparison), and below-detects (in which case DLs were used for comparison). The use of below-detect versus below-report depends on the type of sample analysis performed on the cartridge inlet samples. For more background, see Appendix D of Freeman et al. 2017, which discusses the difference between DLs and RLs for furans. The maximum cartridge inlet concentrations for air-purifying respirator (APR) cartridges (SC1 and SD1) and powered air-purifying respirator (PAPR) cartridges (TL and FR57)<sup>26</sup> are discussed separately when they are different enough to justify it.

The larger discrepancies, or apparent discrepancies, between historical data and cartridge inlet concentrations are discussed below. Discrepancies are discussed if the cartridge inlet concentration appeared to be low compared to historical maxima that, if present, might have been more of a challenge to the cartridge. The criteria for this condition are 1) the historical concentration of a compound was greater than 10% of the OEL and 2) the cartridge inlet concentration was between 20% and 50% of the historical value. However, discrepancies are considered significant only if the historical concentration was greater than 10% of the OEL and the cartridge inlet concentration is less than 20% of the historical value. In addition, if ammonia, mercury, nitrous oxide, and nitrosamines had cartridge inlet concentrations or historical concentrations that were greater than 10% of the OEL, they are also included below (even if not discrepant by the above definition) because these compounds are of general interest.

In cases where the cartridge inlet concentration (maximum or average) was below the RL or the detection limit (DL), the RL or DL is used as a basis for comparison. The same approach is taken for historical concentrations that were below the RL (“below-report”, or “<RL”).

A comparison between cartridge inlet and historical maximum concentrations is made in the following sections.

---

<sup>24</sup> See the “Tank Transfers” menu item under <https://twins.labworks.org/twinsdata/Forms/About.aspx>. Note that many entries in these databases refer to inventory changes caused not by a waste-affecting operation but by re-baselining, changes in inventory calculation assumptions, changes in level instrumentation, etc. Some (not all) spontaneous gas releases also are included.

<sup>25</sup> The Best-Basis Inventory (BBI) establishes the inventory of the underground waste storage tanks at Hanford by using sample data, process knowledge, surveillance data, and waste stream composition information from the Hanford Defined Waste computer model (Agnew et al. 1997).

<sup>26</sup> The PAPR cartridges TL and FR57 are sometimes referred to as “TL1” and “TL2”.

## **F.5 Comparison with SX-101 Historical Data**

SX-101 has been almost inactive since 2003. A small volume addition of raw water was made in 2005. The sludge-cooler ventilation was not shut down until 2003. Because of the change in ventilation, pre-2004 headspace and activity data are considered irrelevant.

With respect to waste disturbance, it must be noted that SX Farm tanks are arranged in three-tank cascades. Tanks SX-101, SX-102, and SX-103 are connected with each other by overflow lines through which vapors may move from one tank headspace to another (Huckaby et al. 2004). It is physically possible for waste disturbances in SX-102 and SX-103 to have affected vapor concentrations in SX-101. However, there were no waste-disturbing operations in any of the tanks of the SX-101 cascade in 2006, the only year for which post-2003 SX-101 headspace data are available. Hence, none of the available data for SX-101 were taken during waste-disturbing conditions.

### **F.5.1 Ammonia – SX-101**

The maximum cartridge inlet concentrations were 1385% of the OEL for the APR cartridges and 796% of the OEL for the PAPR cartridges. Both of these cartridge inlet maxima are high compared to the historical maximum concentration of 6.22 ppm (25% of the OEL). This data point comes from the TWINS IH database and was a breather filter measurement made on August 7, 2006. The historical data apparently do not provide good guidance for the presence of high concentrations under current headspace conditions.

### **F.5.2 Nitrous Oxide – SX-101**

Nitrous oxide was not measured in cartridge testing. There is one historical concentration in TWINS IH, 2.1 ppm (4.2% of the OEL). The maximum above-report concentration in the TWINS HS database was measured in 1997 and is not relevant.

### **F.5.3 Mercury – SX-101**

The maximum cartridge inlet concentrations were 13.8% of the OEL for the APR cartridges and 25.9% of the OEL for the PAPR cartridges. Both are high compared to the sole historical measurement, a below-report with a RL of 0.000051 mg/m<sup>3</sup> (concentration <0.204% of the OEL). This measurement came from TWINS IH; it was a breather filter measurement made on August 7, 2006. For this chemical, the historical data apparently do not provide good guidance for the presence of high concentrations under current headspace conditions.

### **F.5.4 Furan and Substituted Furans – SX-101**

For the APR cartridges, the above-detection-limit cartridge inlet maxima for furan was 169% of the OEL, by the Carbotrap 300 TDU method. For the PAPR cartridges, the maximum inlet concentration of furan was below the detection limit of the Carbotrap 300 TDU method, <28.5% of the OEL.

All the APR inlet concentrations of substituted furans were below their detection limits for both the species measured by the Carbotrap 300 TDU method (2,5-dihydrofuran and 2-methylfuran) and those measured by the furans method (all others in Table F.1). The maximum PAPR inlet concentration of 2-pentylfuran was 6.85% of the OEL. The other PAPR cartridge inlet concentrations were below the applicable DL.



None of the furan chemicals had historical concentration data given in the TWINS HS database. The TWINS IH database contained data for only three of these chemicals: furan, 2,5-dihydrofuran, and 2-methylfuran. All three of these were measured only in 2006 and had only two measurements each, all below-reports. These below-report maxima, measured by the Carbotrap 300 TDU method, had RLs of <230% of the OEL for furan, <730% for 2,5-dihydrofuran, and <1300% for 2-methylfuran. There are no above-report historical data for these chemicals, so no conclusion can be drawn about where their cartridge inlet concentrations lie with respect to historical data.

#### **F.5.5 N-nitrosodimethylamine (NDMA) – SX-101**

The maximum cartridge inlet concentrations were 4750% of the OEL for the APR cartridges and 3358% of the OEL for the PAPR cartridges. These are very high compared to the sole historical concentration, a below-report datum that had an RL of 0.0070 ppb (<2.3% of the OEL). This value came from the TWINS IH database; it was a breather filter measurement made on August 7, 2006. There are no TWINS HS data for nitrosamines in this tank. For this chemical, the historical data apparently do not provide good guidance for the presence of high concentrations under current headspace conditions.

#### **F.5.6 N-nitrosodiethylamine (NDEA), N-nitrosomethylethylamine (NMEA), N-nitrosomorpholine – SX-101**

The comparison between the cartridge inlet maxima and the historical maxima gives the same type of results for these nitrosamines as for NDMA. For the APR cartridges, the cartridge inlet maxima were 56.5% of the OEL for NDEA, 68.5% of the OEL for NMEA, and 8.59% of the OEL for N-nitrosomorpholine. Similar maxima were measured for the PAPR cartridges: 43.8% of the OEL for NDEA, 30.9% of the OEL for NMEA, and 10.6% of the OEL for N-nitrosomorpholine.

The historical maxima were below-reports that had RLs of <5.09% of the OEL for NDEA, <1.97% for NMEA, and <0.75% for N-nitrosomorpholine. These values were from the sole historical sample, which was in the TWINS IH database; it was a breather filter measurement made on August 7, 2006. There are no TWINS HS data for nitrosamines in this tank. For these chemicals, the historical data apparently do not provide good guidance for the presence of high concentrations under current headspace conditions.

#### **F.5.7 Summary of Historical Data Comparisons – SX-101**

In summary, most cartridge inlet maxima for the chemicals of interest in the SX-101 headspace were substantially higher than the historical maxima. These included ammonia, mercury, NDMA, NDEA, NMEA, and N-nitrosomorpholine.

The cartridge inlet concentrations that were substantially lower than historical data can be described as follows:

- Differences could not be resolved because of the scarcity of above-report historical data: furan, 2,3-dihydrofuran, 2,5-dihydrofuran, 2-methylfuran, 2,5-dimethylfuran, 2-pentylfuran, 2-heptylfuran, 2-propylfuran.

Table F.1. COPC Comparison to Historical SX-101 Headspace Measurements

COPC Number and Name			Boiling Point (°F)	Boiling Point Source	Occupational Exposure Limit (OEL)	Historical Measurements <sup>1</sup>					Measurements in this study			
						Number of Values	Maximum Value (in OEL units)	Average Value (in OEL units)	Maximum Value (%OEL)	Average Value (%OEL)	Max Inlet (%OEL)	Avg. Inlet (%OEL)	Max outlet (%OEL)	Approx. DL <sup>12</sup> (%OEL)
Inorganic														
1	Ammonia		7664-41-7	-28	Poling et al., 2007 <sup>2</sup>	25 ppm	1 (1)	6.22	6.22	24.9%	1385%	1203%	1187%	2.36% (RL)
2	Nitrous Oxide		10024-97-2	-127	Poling et al., 2007	50 ppm	1 (1)	2.10	2.10	4.20%	Not Measured			
3	Mercury		7439-97-6	674	Poling et al., 2007	0.025 mg/m <sup>3</sup>	1 (0)	<0.000051	<0.20%	<0.20%	13.8%	12.4%	<RL	6.88% (RL)
Hydrocarbons														
4	1,3-Butadiene		106-99-0	24	Poling et al., 2007	1 ppm	1 (0)	<0.0021	<0.21%	<0.21%	5.55%	2.54%	13.9%	1.93% (RL)
5	Benzene		71-43-2	176	Poling et al., 2007	0.5 ppm	2 (0)	<0.003	<0.60%	<0.43%	0.77%	0.60%	0.032%	0.024%
6	Biphenyl		92-52-4	491	Poling et al., 2007	0.2 ppm	1 (0)	<0.00019	<0.095%	<0.095%	<DL	<DL	<DL	0.24%
Alcohols														
7	1-Butanol		71-36-3	243	NIOSH <sup>3</sup>	20 ppm	2 (1)	0.0089	0.005 (0.009)	0.045%	0.68%	0.44%	0.004%	0.001%
8	Methanol		67-56-1	148	Poling et al., 2007	200 ppm	0	n/a	n/a	n/a	Not Measured			
Ketones														
9	2-Hexanone		591-78-6	262	NIOSH	5 ppm	2 (0)	<0.0042	<0.084%	<0.055%	0.23%	0.10%	<DL	0.002%
10	3-Methyl-3-buten-2-one		814-78-8	208	CRC Handbook 1989 <sup>4</sup>	0.02 ppm	0	n/a	n/a	n/a	Not Detected - TIC <sup>11,14</sup>			
11	4-Methyl-2-hexanone		105-42-0	282	Predicted ACD/Labs <sup>5</sup>	0.5 ppm	0	n/a	n/a	n/a	0.080%	0.040%	<DL	0.018%
12	6-Methyl-2-heptanone		928-68-7	333	Predicted ACD/Labs	8 ppm	0	n/a	n/a	n/a	Not Detected - TIC			
13	3-Buten-2-one		78-94-4	179	CRC Handbook 1989	0.2 ppm	1 (0)	<0.005	<2.50%	<2.50%	0.60%	0.31%	<DL	0.11%
Aldehydes														
14	Formaldehyde		50-00-0	-6	NIOSH	0.3 ppm	1 (1)	0.014	0.014	4.57%	9.03%	2.36%	0.92%	0.57% (RL)
15	Acetaldehyde		75-07-0	69	NIOSH	25 ppm	0	n/a	n/a	n/a	0.50%	0.46%	0.30%	0.005% (RL)
16	Butanal		123-72-8	167	Oxford safety data <sup>6</sup>	25 ppm	1 (1)	0.010	0.010	0.040%	0.027%	0.019%	<DL	0.001%
17	2-Methyl-2-butanal		1115-11-3	244	United Nations <sup>7</sup>	0.03 ppm	0	n/a	n/a	n/a	Not Detected - TIC			
18	2-Ethyl-hex-2-enal		645-62-5	347	Predicted ACD/Labs	0.1 ppm	0	n/a	n/a	n/a	Not Detected - TIC			
new <sup>15</sup>	2-Propenal		107-02-8	127	NIOSH	0.1 ppm	0	n/a	n/a	n/a	<DL	<DL	<DL	0.92%

Table F.1. SX-101 (continued)

COPC Number and Name			CAS Number	Boiling Point (°F)	Boiling Point Source	Occupational Exposure Limit (OEL)	Historical Measurements <sup>1</sup>				Measurements in this study			
							Number of Values	Maximum Value (in OEL units)	Average Value (in OEL units)	Maximum Value (%OEL)	Average Value (%OEL)	Max Inlet (%OEL)	Avg. Inlet (%OEL)	Max outlet (%OEL)
Furans														
19	Furan	110-00-9	88	Poling et al., 2007	1 ppb	2 (0)	<2.3	<2.16	<230%	<216%	169%	75.0%	<DL	DL/RL <sup>12</sup> 28.7%/115% <sup>13</sup>
20	2,3-Dihydrofuran	1191-99-7	130	Alfa Aesar <sup>8</sup>	1 ppb	0	n/a	n/a	n/a	n/a	<DL	<DL	<DL	3.81%/32.8%
21	2,5-Dihydrofuran	1708-29-8	152	Aldrich <sup>9</sup>	1 ppb	2 (0)	<7.3	<4.52	<730%	<452%	<DL	<DL	<DL	53.0%/111% <sup>13</sup>
22	2-Methylfuran	534-22-5	147	Oxford safety data	1 ppb	2 (0)	<13	<7.19	<1300%	<719%	<DL	<DL	<DL	12.7%/95.2% <sup>13</sup>
23	2,5-Dimethylfuran	625-86-5	199	Alfa Aesar	1 ppb	0	n/a	n/a	n/a	n/a	<DL	<DL	<DL	7.19%/23.9%
24	2-Ethyl-5-methylfuran	1703-52-2	246	Predicted ACD/Labs	1 ppb	0	n/a	n/a	n/a	n/a	Not Detected - TIC			
25	4-(1-Methylpropyl)-2,3-dihydrofuran	34379-54-9	328	Predicted ACD/Labs	1 ppb	0	n/a	n/a	n/a	n/a	Not Detected - TIC			
26	3-(1,1-Dimethylethyl)-2,3-dihydrofuran	34314-82-4	306	Predicted ACD/Labs	1 ppb	0	n/a	n/a	n/a	n/a	Not Detected - TIC			
27	2-Pentylfuran	3777-69-3	333	Alfa Aesar	1 ppb	0	n/a	n/a	n/a	n/a	<DL	<DL	<DL	5.91%/16.7%
28	2-Heptylfuran	3777-71-7	410	Alfa Aesar	1 ppb	0	n/a	n/a	n/a	n/a	<DL	<DL	<DL	4.47%/13.8%
29	2-Propylfuran	4229-91-8	231	Alfa Aesar	1 ppb	0	n/a	n/a	n/a	n/a	<DL	<DL	<DL	4.45%/20.9%
30	2-Octylfuran	4179-38-8	452	Predicted ACD/Labs	1 ppb	0	n/a	n/a	n/a	n/a	Not Detected - TIC			
31	2-(3-Oxo-3-phenylprop-1-enyl)furan	717-21-5	605	Predicted ACD/Labs	1 ppb	0	n/a	n/a	n/a	n/a	Not Detected - TIC			
32	2-(2-Methyl-6-oxoheptyl)furan	51595-87-0	Not available	Not available	1 ppb	0	n/a	n/a	n/a	n/a	Not Detected - TIC			
Phthalates														
33	Diethylphthalate	84-66-2	563	NIOSH	5 mg/m <sup>3</sup>	1 (0)	<0.00073	<0.00073	<0.015%	<0.015%	<DL	<DL	<DL	0.11%

Table F.1. SX-101 (continued)

COPC Number and Name			Historical Measurements <sup>1</sup>					Measurements in this study							
			CAS Number	Boiling Point (°F)	Boiling Point Source	Occupational Exposure Limit (OEL)	Number of Values	Maximum Value (in OEL units)	Average Value (in OEL units)	Maximum Value (%OEL)	Average Value (%OEL)	Max Inlet (%OEL)	Avg. Inlet (%OEL)	Max outlet (%OEL)	Approx. DL <sup>12</sup> (%OEL)
Nitriles															
34	Acetonitrile		75-05-8	179	NIOSH	20 ppm	1 (0)	<0.0032	<0.0032	<0.016%	<0.016%	1.05%	0.62%	0.71%	0.002%
35	Propanenitrile		107-12-0	207	NIOSH	6 ppm	2 (0)	<0.0038	<0.0027	<0.063%	<0.045%	0.091%	0.058%	0.065%	0.006%
36	Butanenitrile		109-74-0	244	NIOSH	8 ppm	2 (0)	<0.017	<0.0093	<0.21%	<0.12%	0.077%	0.045%	<DL	0.002%
37	Pentanenitrile		110-59-8	284	Alfa Aesar	6 ppm	2 (0)	<0.0097	<0.0053	<0.16%	<0.088%	0.035%	0.014%	<DL	0.002%
38	Hexanenitrile		628-73-9	328	Predicted ACD/Labs	6 ppm	2 (0)	<0.0053	<0.0032	<0.088%	<0.053%	0.019%	0.010%	<DL	0.003%
39	Heptanenitrile		629-08-3	368	Alfa Aesar	6 ppm	0	n/a	n/a	n/a	n/a	Not Detected - TIC			
40	2-Methylene butanenitrile		1647-11-6	Not available	Not available	0.3 ppm	0	n/a	n/a	n/a	n/a	Not Detected - TIC			
41	2,4-Pentadienenitrile		1615-70-9	278	Predicted ACD/Labs	0.3 ppm	0	n/a	n/a	n/a	n/a	Not Detected - TIC			
Amines															
42	Ethylamine		75-04-7	62	Poling et al., 2007	5 ppm	0	n/a	n/a	n/a	n/a	<RL	<RL	<RL	0.26% (RL)
Nitrosamines															
43	N-Nitrosodimethylamine		62-75-9	306	NIOSH	0.3 ppb	1 (0)	<0.0070	<0.0070	<2.34%	<2.34%	4750%	3453%	12.4%	5.53% (RL)
44	N-Nitrosodiethylamine		55-18-5	351	Oxford safety data	0.1 ppb	1 (0)	<0.0051	<0.0051	<5.09%	<5.09%	56.5%	41.9%	<RL	11.3% (RL)
45	N-Nitrosomethylethylamine		10595-95-6	310	Predicted ACD/Labs	0.3 ppb	1 (0)	<0.0059	<0.0059	<1.97%	<1.97%	68.5%	46.6%	<RL	4.38% (RL)
46	N-Nitrosomorpholine		59-89-2	435	Oxford safety data	0.6 ppb	1 (0)	<0.0045	<0.0045	<0.75%	<0.75%	8.59%	4.17%	<RL	1.62% (RL)
C3	N-Nitrosodibutylamine		924-16-3	241	OSHA <sup>10</sup>	0.1 ppb	1 (0)	<0.0033	<0.0033	<3.28%	<3.28%	Not Measured			
Organophosphates															
47	Tributyl phosphate		126-73-8	552	NIOSH	0.2 ppm	1 (0)	<0.00012	<0.00012	<0.058%	<0.058%	<DL	<DL	<DL	0.20%
48	Dibutyl butylphosphonate		78-46-6	602	Predicted ACD/Labs	0.007 ppm	1 (0)	<0.000075	<0.000075	<1.07%	<1.07%	<DL	<DL	<DL	3.82%
Halogenated															
49	Chlorinated Biphenyls		Varies	Varies	Varies	1 mg/m <sup>3</sup>	0	n/a	n/a	n/a	n/a	Not Detected - TIC			
50	2-Fluoropropene		1184-60-7	-11	SynQuest <sup>10</sup>	0.1 ppm	1 (0)	<0.0022	<0.0022	<2.20%	<2.20%	Not Detected - TIC			
Pyridines															
51	Pyridine		110-86-1	240	NIOSH	1 ppm	1 (0)	<0.0012	<0.0012	<0.12%	<0.12%	0.074%	0.027%	<RL	0.016% (RL)
52	2,4-Dimethylpyridine		108-47-4	318	Alfa Aesar	0.5 ppm	1 (0)	<0.0019	<0.0019	<0.38%	<0.38%	<RL	<RL	<RL	0.044% (RL)

Table F.1. SX-101 (continued)

COPC Number and Name		CAS Number	Boiling Point (°F)	Boiling Point Source	Occupational Exposure Limit (OEL)	Historical Measurements <sup>1</sup>				Measurements in this study			
						Number of Values	Maximum Value (in OEL units)	Average Value (in OEL units)	Maximum Value (%OEL)	Average Value (%OEL)	Max Inlet (%OEL)	Avg. Inlet (%OEL)	Max outlet (%OEL)
Organonitriles													
53	Methyl nitrite	624-91-9	10	Oxford safety data	0.1 ppm	0	n/a	n/a	n/a	n/a			Not Detected - TIC
54	Butyl nitrite	544-16-1	172	Alfa Aesar	0.1 ppm	0	n/a	n/a	n/a	n/a			Not Detected - TIC
Organonitrates													
55	Butyl nitrate	928-45-0	276	Predicted ACD/Labs	2.5 ppm	0	n/a	n/a	n/a	n/a			Not Detected - TIC
56	1,4-Butanediol, dinitrate	3457-91-8	499	Predicted ACD/Labs	0.05 ppm	0	n/a	n/a	n/a	n/a			Not Detected - TIC
57	2-Nitro-2-methylpropane	594-70-7	260	Alfa Aesar	0.3 ppm	0	n/a	n/a	n/a	n/a			Not Detected - TIC
58	1,2,3-Propanetriol, 1,3-dinitrate	623-87-0	338	Predicted ACD/Labs	0.05 ppm	0	n/a	n/a	n/a	n/a			Not Detected - TIC
Isocyanates													
59	Methyl isocyanate	624-83-9	103	NIOSH	0.02 ppm	0	n/a	n/a	n/a	n/a			Not Detected - TIC
Organometallic													
New <sup>12</sup>	Dimethylmercury	593-74-8	199	NIOSH	0.010 mg/m <sup>3</sup> (as Hg)	0	n/a	n/a	n/a	n/a			Not Measured

<sup>1</sup> Historical data from TWINS industrial hygiene vapor database and SWIH database; see text for links and dates of queries. Values in italics include those data plus data from the TWINS headspace database, all samples earlier than May 2005.

\* Indicates that the value of the average would differ by a factor of 2 or more (in either direction) if non-reports were excluded.

Plain font in the table indicates that only the recent databases (SWIHD headspace and TWINS Industrial Hygiene) were included. Italics mean that the pre-2006 TWINS headspace data were also included.

"n/a" indicates no historical data was found in the databases

"<RL" indicates that all pertinent measurements of the analyte were less than the reporting limit

<sup>2</sup> Poling, B. E.; Prausnitz, J. M.; O'Connell, J. P. The Properties of Gases and Liquids. McGraw Hill, 2007.

<sup>3</sup> NIOSH: National Institute of Occupational Safety and Health

<sup>4</sup> CRC Handbook of Chemistry and Physics. CRC Press, 1989.

<sup>5</sup> ACD/Labs software <http://www.acdlabs.com/products/percepta/predictors.php>

<sup>6</sup> Oxford safety data from The Physical and Theoretical Chemistry Laboratory at Oxford University

<sup>7</sup> Food and Agriculture Organization of the United Nations

<sup>8</sup> Alfa Aesar: <https://www.alfa.com/>

<sup>9</sup> Aldrich: <https://www.sigmaaldrich.com/>

<sup>10</sup> SynQuest: <http://synquestlabs.com/product/id/8330.html>

<sup>11</sup> TIC: Tentatively Identified Compounds that were not observed in this study using the specified analytical methods.

<sup>12</sup> Approximate Detection Limit (DL) is calculated using the reported detection limit (or reporting limit - RL where noted) from the analytical laboratory and the average volume (from flowrate x time) of vapor exposed to the sorbent tube.

For Furans, both DL and RL values are reported as "DL / RL".

<sup>13</sup> Furans measured using VOA (Volatile Organic Analysis) method.

<sup>14</sup> TIC (see footnote 11) do not have analytical calibration standards or quantified detection limits. Mass and concentration are estimates only.

<sup>15</sup> 2-Propenal and Dimethyl Mercury were added to the COPC List in September, 2017.

## **F.6 Comparison with SX-104 Historical Data**

The SX-104 tank underwent saltwell pumping in 1997–1999; this action substantially reduced the waste volume, from 587 kgal to 466 kgal. This pumping is considered to have changed the waste sufficiently to make pre-2000 data irrelevant, which excludes TWINS HS data, these having been measured in 1995. Furthermore, pre-2004 data are irrelevant because of the change from active to passive ventilation in 2003.

Because SX Farm tanks are arranged in three-tank cascades, tanks SX-104, SX-105, and SX-106 are connected with each other by overflow lines through which vapors can move from one tank headspace to another (Huckaby et al. 2004). It is physically possible for waste disturbances in SX-105 and SX-106 to have affected vapor concentrations in SX-104. There was no activity in SX-104 after 1999. The other tanks in its cascade—SX-105 and SX-106—had no waste-disturbing operations in 1995, 2006, or 2015, the only years for which SX-104 headspace data are available. Hence, none of the available data for SX-104 were taken during waste-disturbing conditions.

### **F.6.1 Ammonia – SX-104**

The maximum cartridge inlet concentrations of 828% of the OEL (APR cartridges) and 1213% of the OEL (PAPR cartridges) are within a factor of two of the historical maximum concentration of 393 ppm (1572% of the OEL). This data point came from the SWIHD HS database and was measured on July 10, 2015. By contrast, the single ammonia measurement in the TWINS IH database, made in 2006 at the breather filter, was 47 ppm. The more recent historical data are considered to be comparable with the cartridge testing inlet concentrations.

### **F.6.2 Nitrous Oxide – SX-104**

Nitrous oxide was not measured in cartridge testing, and there are no nitrous oxide data in the SWIHD HS database. There is one historical concentration in TWINS IH, 17.3 ppm (35% of the OEL), measured in 2006.

### **F.6.3 Mercury – SX-104**

The maximum cartridge inlet concentrations were 66.7% of the OEL for the APR cartridges and 15.5% of the OEL for the PAPR cartridges. The sole historical measurement was 0.008 mg/m<sup>3</sup> (32% of the OEL). This data point came from the SWIHD HS database and was measured on July 10, 2015. The single mercury measurement in the TWINS IH database, made in 2006 at the breather filter, was 0.002 mg/m<sup>3</sup>. The 2015 historical datum for mercury is in the range of 20 to 50% of the APR cartridge inlet maximum. The PAPR cartridge inlet maximum is approximately 50% of the 2015 historical datum. The cartridge testing inlet maxima are considered comparable to the available historical datum.

### **F.6.4 1,3-Butadiene – SX-104**

The maximum cartridge inlet concentration was less than the RL for both types of cartridges (RLs of 1.93% of the OEL for APR and 1.98% of the OEL for PAPR). This is low compared to the historical maximum concentration of 0.293 ppm (29% of the OEL). This data point came from the SWIHD HS database and was measured on July 10, 2015. By contrast, the single measurement in the TWINS IH database, made in 2006, was less than the RL of 0.0028 ppm (<0.28% of the OEL). The cartridge testing inlet concentrations were consistently less than 20% of the historical maximum.

### **F.6.5 Furan – SX-104**

For the APR cartridges, the cartridge inlet maximum was below the DL for furan, <28.6% of the OEL (Carbotrap 300 TDU method). For the PAPR cartridges, the cartridge inlet maximum was 100% of the OEL (Carbotrap 300 TDU method). The historical maximum was a 2006 below-report with an RL of 3.1 ppb (concentration <310% of the OEL). The highest above-report historical concentration was in the SWIHD HS database, measured on July 10, 2015. This concentration was 1.43 ppb (143% of the OEL, measured by the Carbotrap 300 TDU method). The cartridge testing inlet concentrations for the APR cartridges were consistently less than 20% of the historical maximum and therefore are not considered comparable. The cartridge testing inlet concentrations for the PAPR cartridges were comparable with the historical maximum.

### **F.6.6 Substituted Furans – SX-104**

For the APR cartridges, the substituted furans that were measured by the furans method were 2,3-dihydrofuran (9.77% of the OEL), 2,5-dimethylfuran (26.6% of the OEL), 2-pentylfuran (less than the DL; 5.36% of the OEL), 2-heptylfuran (less than the DL; 4.05% of the OEL), and 2-propylfuran (3.77% of the OEL). The substituted furans measured by the Carbotrap 300 TDU method were below their detection limits, with concentrations of <52.8% of the OEL for 2,5-dihydrofuran and <20.9% of the OEL for 2-methylfuran. For the PAPR cartridges, the substituted furans that were measured by the furans method were 2,3-dihydrofuran (6.55% of the OEL), 2,5-dimethylfuran (25.2% of the OEL), 2-pentylfuran (5.69% of the OEL), 2-heptylfuran (less than the DL; 2.52% of the OEL), and 2-propylfuran (less than the DL; 2.51% of the OEL). The substituted furans measured by the Carbotrap 300 TDU method were below their DLs, with concentrations of <52.5% of the OEL for 2,5-dihydrofuran and <21.1% of the OEL for 2-methylfuran.

The TWINS IH and SWIHD HS databases contained only below-report data for all the substituted furans. The below-report maxima have RLs of <34% of the OEL for 2,3-dihydrofuran (2015 SWIHD HS), <980% of the OEL for 2,5-dihydrofuran (2006 TWINS IH), <1800% of the OEL for 2-methylfuran (2006 TWINS IH), <25% of the OEL for 2,5-dimethylfuran (2015 SWIHD HS), <21% of the OEL for 2-propylfuran (2015 SWIHD HS), <17% of the OEL for 2-pentylfuran (2015 SWIHD HS), and <14% of the OEL for 2-heptylfuran (2015 SWIHD HS).

The cartridge inlet maxima for 2,5-dimethylfuran, which were 26.6% of the OEL for the APR cartridges and 25.2% of the OEL for the PAPR cartridges, were higher than the RL of the below-report historical maximum (<25% of the OEL), suggesting higher concentration during the cartridge test. However, there are no above-report historical data for these chemicals, so no firm conclusion can be drawn about where their cartridge inlet concentrations lie with respect to historical data. In addition, one blank and one baseline concentration of 2,5-dimethylfuran were above the DL and the blank was also above the RL. These data call the elevated inlet measurements for this COPC into question.

### **F.6.7 Acetonitrile – SX-104**

The maximum cartridge inlet concentrations were 1.59% of the OEL for the APR cartridges and 2.61% of the OEL for the PAPR cartridges, measured by the Carbotrap 300 TDU method. These values are low compared to the historical maximum concentration of 2.82 ppm (14% of the OEL, acetonitrile method), or 0.803 ppm (4.02% of the OEL, Carbotrap 300 TDU method). These two historical measurements were from the same sampling event, but used different analysis methods. They came from the SWIHD HS database and were measured on July 10, 2015. The single measurement in the TWINS IH database, made in 2006 at the breather filter, was less than the RL of 0.0028 ppm (<0.014% of the OEL). Although the

difference in measurement methods might account for some of the difference between cartridge-inlet and historical maxima, the maximum cartridge testing inlet concentration was less than 20% of the recent historical maximum.

#### **F.6.8 N-nitrosodimethylamine (NDMA) – SX-104**

The maximum cartridge inlet concentrations were 2119% of the OEL for the APR cartridges and 6935% of the OEL for the PAPR cartridges. The historical maximum concentration was 27.9 ppb (9300% of the OEL). The historical value came from the SWIHD HS database; it was measured on July 10, 2015. The cartridge testing inlet concentrations were greater than 20% of the historical maximum and therefore are considered comparable. The comparability is closer for the PAPR cartridges than for the APR cartridges.

#### **F.6.9 N-nitrosodiethylamine (NDEA), N-nitrosomethylethylamine (NMEA), N-nitrosomorpholine – SX-104**

The APR cartridge inlet maxima were above their DLs for NDEA, NMEA, and nitrosomorpholine, at values of 412%, 32.3%, and 11.2% of the OEL respectively. The PAPR cartridge inlet maxima were 79.4%, 100%, and 29.2% of the OEL for the same chemicals.

The TWINS IH and SWIHD HS databases contained only below-report data for these three nitrosamines. The maximum historical RLs, which were all from 2015 SWIHD HS data, were <37% of the OEL for NDEA, <14% of the OEL for NMEA, and <5.7% of the OEL for N-nitrosomorpholine. Although all the historical maxima are below-report, their RLs are so much lower than the concentrations measured during cartridge testing that it is clear the cartridge-testing concentrations were higher.

#### **F.6.10 Summary of Historical Data Comparisons – SX-104**

Some cartridge inlet maxima for the chemicals of interest in the SX-104 headspace were substantially higher than the historical maxima. These included NDEA, NMEA, and N-nitrosomorpholine. Other chemicals—ammonia, mercury, furan (for PAPR only), and NDMA—had cartridge inlet maxima that were considered comparable.

The cartridge inlet concentrations that were lower than historical data can be described as follows:

- Differences could not be resolved because of the scarcity of above-report data: 2,3-dihydrofuran, 2,5-dihydrofuran, 2-methylfuran, 2,5-dimethylfuran, 2-propylfuran, 2-pentylfuran, 2-heptylfuran.
- Cartridge inlet concentrations were determined to be significantly lower than above-report historical concentrations: 1,3-butadiene, furan (for APR only), acetonitrile.
- In the case of acetonitrile, one possible reason for the difference between the cartridge-inlet maxima and the historical maxima was that the former were measured by the Carbotrap 300 TDU method and the latter by the acetonitrile method.

### **F.7 References**

Agnew SF, J. Boyer, RA Corbin, TB Duran, JR FitzPatrick, KA Jurgensen, TP Ortiz, and BL Young. 1997. *Hanford Tank Chemical and Radionuclide Inventories: HDW Model Rev. 4*. LA-UR-96-3860, Los Alamos National Laboratory, Los Alamos, New Mexico.

Freeman, CJ, J Liu, C Clayton, SK Nune, LA Mahoney, CL Bottenus, TM Brouns, P Humble, and MJ Minette. 2020. *Overview of 2016 Through 2018 Testing of Air-Purifying Respirator Cartridge*



*Performance on Multiple Hanford Tank Headspace and Exhausters*. PNNL-26821 Rev. 1, Pacific Northwest National Laboratory, Richland, Washington

Huckaby, JL, LA Mahoney, JG Droppo, and JE Meacham. 2004. *Overview of Hanford Site High-Level Waste Tank Gas and Vapor Dynamics*, PNNL-14831, Pacific Northwest National Laboratory, Richland, Washington. [https://www.pnnl.gov/main/publications/external/technical\\_reports/PNNL-14831.pdf](https://www.pnnl.gov/main/publications/external/technical_reports/PNNL-14831.pdf).

Table F.2. COPC Comparison to Historical SX-104 Headspace Measurements

COPC Number and Name		CAS Number	Boiling Point (°F)	Boiling Point Source	Occupational Exposure Limit (OEL)	Number of Values	Historical Measurements <sup>1</sup>				Measurements in this study			
							Maximum Value (in OEL units)	Average Value (in OEL units)	Maximum Value (%OEL)	Average Value (%OEL)	Max Inlet (%OEL)	Avg. Inlet (%OEL)	Max outlet (%OEL)	Approx. DL <sup>12</sup> (%OEL)
Inorganic														
1	Ammonia	7664-41-7	-28	Poling et al., 2007 <sup>2</sup>	25 ppm	2 (2)	393	220	1572%	880.0%	828%	673%	733%	2.45% (RL)
2	Nitrous Oxide	10024-97-2	-127	Poling et al., 2007	50 ppm	1 (1)	17.3	17.3	34.6%	34.6%	Not Measured			
3	Mercury	7439-97-6	674	Poling et al., 2007	0.025 mg/m <sup>3</sup>	2 (2)	0.008	0.00498	32.0%	19.9%	66.7%	47.6%	<RL	6.89% (RL)
Hydrocarbons														
4	1,3-Butadiene	106-99-0	24	Poling et al., 2007	1 ppm	2 (1)	0.293	0.148 (0.293)	29.3%	14.8% (29.3%)	<RL	<RL	<RL	1.93% (RL)
5	Benzene	71-43-2	176	Poling et al., 2007	0.5 ppm	3 (1)	0.004	0.0031 (0.004)	0.80%	0.61% (0.80%)	0.43%	0.34%	0.053%	0.044%
6	Biphenyl	92-52-4	491	Poling et al., 2007	0.2 ppm	1 (0)	<0.000186	<0.000186	<0.093%	<0.093%	0.095%	0.081%	0.10%	0.084%
Alcohols														
7	1-Butanol	71-36-3	243	NIOSH <sup>3</sup>	20 ppm	2 (2)	0.114	0.0577	0.57%	0.29%	0.14%	0.087%	0.018%	0.002%
8	Methanol	67-56-1	148	Poling et al., 2007	200 ppm	0	n/a	n/a	n/a	n/a	Not Measured			
Ketones														
9	2-Hexanone	591-78-6	262	NIOSH	5 ppm	3 (2)	0.012	0.0084 (0.012)	0.24%	0.17% (0.24%)	0.39%	0.19%	<DL	0.003%
10	3-Methyl-3-buten-2-one	814-78-8	208	CRC Handbook 1989 <sup>4</sup>	0.02 ppm	0	n/a	n/a	n/a	n/a	Not Detected - TIC <sup>11</sup>			
11	4-Methyl-2-hexanone	105-42-0	282	Predicted ACD/Labs <sup>5</sup>	0.5 ppm	0	n/a	n/a	n/a	n/a	0.16%	0.11%	<DL	0.026%
12	6-Methyl-2-heptanone	928-68-7	333	Predicted ACD/Labs	8 ppm	0	n/a	n/a	n/a	n/a	0.006%	<DL	<DL	TIC <sup>14</sup>
13	3-Buten-2-one	78-94-4	179	CRC Handbook 1989	0.2 ppm	2 (2)	0.0091	0.0061	4.55%	3.03%	1.28%	0.74%	<DL	0.16%
Aldehydes														
14	Formaldehyde	50-00-0	-6	NIOSH	0.3 ppm	2 (2)	0.014	0.00935	4.67%	3.12%	5.10%	2.46%	1.61%	0.58% (RL)
15	Acetaldehyde	75-07-0	69	NIOSH	25 ppm	1 (1)	0.23	0.23	0.91%	0.91%	0.32%	0.26%	0.20%	0.005% (RL)
16	Butanal	123-72-8	167	Oxford safety data <sup>6</sup>	25 ppm	3 (3)	0.13	0.084	0.54%	0.33%	0.018%	0.009%	<DL	0.001%
17	2-Methyl-2-butanal	1115-11-3	244	United Nations <sup>7</sup>	0.03 ppm	0	n/a	n/a	n/a	n/a	Not Detected - TIC			
18	2-Ethyl-hex-2-enal	645-62-5	347	Predicted ACD/Labs	0.1 ppm	0	n/a	n/a	n/a	n/a	Not Detected - TIC			
New <sup>15</sup>	2-Propenal	107-02-8	127	NIOSH	0.1 ppm	1 (0)	<0.0009	<0.0009	<0.90%	<0.90%	<DL	<DL	<DL	0.93%

Table F.2. SX-104 (continued)

COPC Number and Name			CAS Number	Boiling Point (°F)	Boiling Point Source	Occupational Exposure Limit (OEL)	Historical Measurements <sup>1</sup>				Measurements in this study			
							Number of Values	Maximum Value (in OEL units)	Average Value (in OEL units)	Maximum Value (%OEL)	Average Value (%OEL)	Max Inlet (%OEL)	Avg. Inlet (%OEL)	Max outlet (%OEL)
Furans														
19	Furan	110-00-9	88	Poling et al., 2007	1 ppb	4 (2)	<3.1 (1.43)	1.7 (0.941)	<310% (143%)	170% (94%)	<DL	<DL	<DL	DL/RL <sup>12</sup> 28.6%/115% <sup>13</sup>
20	2,3-Dihydrofuran	1191-99-7	130	Alfa Aesar <sup>8</sup>	1 ppb	1 (0)	<0.337	<0.337	<33.7%	<33.7%	9.77%	5.11%	<DL	3.38%/29.8%
21	2,5-Dihydrofuran	1708-29-8	152	Aldrich <sup>9</sup>	1 ppb	3 (0)	<9.8	<3.9	<980%	<390%	<DL	<DL	<DL	52.8%/111% <sup>13</sup>
22	2-Methylfuran	534-22-5	147	Oxford safety data	1 ppb	3 (0)	<18	<6.51	<1800%	<651%	<DL	<DL	<DL	20.9%/95.0% <sup>13</sup>
23	2,5-Dimethylfuran	625-86-5	199	Alfa Aesar	1 ppb	1 (0)	<0.246	<0.246	<24.6%	<24.6%	26.6%	9.13%	21.7%	6.52%/21.7%
24	2-Ethyl-5-methylfuran	1703-52-2	246	Predicted ACD/Labs	1 ppb	0	n/a	n/a	n/a	n/a	Not Detected - TIC			
25	4-(1-Methylpropyl)-2,3-dihydrofuran	34379-54-9	328	Predicted ACD/Labs	1 ppb	0	n/a	n/a	n/a	n/a	Not Detected - TIC			
26	3-(1,1-Dimethylethyl)-2,3-dihydrofuran	34314-82-4	306	Predicted ACD/Labs	1 ppb	0	n/a	n/a	n/a	n/a	Not Detected - TIC			
27	2-Pentylfuran	3777-69-3	333	Alfa Aesar	1 ppb	1 (0)	<0.171	<0.171	<17.1%	<17.1%	<DL	<DL	<DL	5.36%/15.1%
28	2-Heptylfuran	3777-71-7	410	Alfa Aesar	1 ppb	1 (0)	<0.142	<0.142	<14.2%	<14.2%	<DL	<DL	<DL	4.05%/12.6%
29	2-Propylfuran	4229-91-8	231	Alfa Aesar	1 ppb	1 (0)	<0.214	<0.214	<21.4%	<21.4%	3.77%	<DL	<DL	4.04%/19.0%
30	2-Octylfuran	4179-38-8	452	Predicted ACD/Labs	1 ppb	0	n/a	n/a	n/a	n/a	Not Detected - TIC			
31	2-(3-Oxo-3-phenylprop-1-enyl)furan	717-21-5	605	Predicted ACD/Labs	1 ppb	0	n/a	n/a	n/a	n/a	Not Detected - TIC			
32	2-(2-Methyl-6-oxoheptyl)furan	51595-87-0	Not available	Not available	1 ppb	0	n/a	n/a	n/a	n/a	Not Detected - TIC			
Phthalates														
33	Diethylphthalate	84-66-2	563	NIOSH	5 mg/m <sup>3</sup>	1 (0)	<0.000716	<0.000716	<0.014%	<0.014%	<DL	<DL	<DL	0.037%

Table F.2. SX-104 (continued)

COPC Number and Name		CAS Number	Boiling Point (°F)	Boiling Point Source	Occupational Exposure Limit (OEL)	Historical Measurements <sup>1</sup>				Measurements in this study				
						Number of Values	Maximum Value (in OEL units)	Average Value (in OEL units)	Maximum Value (%OEL)	Average Value (%OEL)	Max Inlet (%OEL)	Avg. Inlet (%OEL)	Max outlet (%OEL)	Approx. DL <sup>12</sup> (%OEL)
Nitriles														
34	Acetonitrile	75-05-8	179	NIOSH	20 ppm	2 (1)	2.82	1.41 (2.82)	14.1%	7.05% (14.1%)	1.59%	0.97%	1.46%	0.002%
35	Propanenitrile	107-12-0	207	NIOSH	6 ppm	3 (1)	<0.005 (0.003)	0.00313 (0.003)	<0.083% (0.050%)	0.052% (0.050%)	0.050%	0.035%	0.011%	0.006%
36	Butanenitrile	109-74-0	244	NIOSH	8 ppm	3 (1)	<0.023 (0.006)	0.0101 (0.006)	<0.29% (0.075%)	0.13% (0.075%)	0.050%	0.033%	<DL	0.003%
37	Pentanenitrile	110-59-8	284	Alfa Aesar	6 ppm	2 (0)	<0.013	<0.0069	<0.22%	<0.12%	0.037%	0.027%	<DL	0.003%
38	Hexanenitrile	628-73-9	328	Predicted ACD/Labs	6 ppm	3 (1)	<0.0071 (0.001)	0.00302 (0.001)	<0.12% (0.017%)	0.050% (0.017%)	0.030%	0.020%	<DL	0.003%
39	Heptanenitrile	629-08-3	368	Alfa Aesar	6 ppm	0	n/a	n/a	n/a	n/a	Not Detected - TIC			
40	2-Methylene butanenitrile	1647-11-6	Not available	Not available	0.3 ppm	0	n/a	n/a	n/a	n/a	Not Detected - TIC			
41	2,4-Pentadienenitrile	1615-70-9	278	Predicted ACD/Labs	0.3 ppm	0	n/a	n/a	n/a	n/a	Not Detected - TIC			
Amines														
42	Ethylamine	75-04-7	62	Poling et al., 2007	5 ppm	2 (0)	<0.0338	<0.0264	<0.68%	<0.53%	<RL	<RL	0.14%	0.094% (RL)
Nitrosamines														
43	N-Nitrosodimethylamine	62-75-9	306	NIOSH	0.3 ppb	2 (2)	27.9	14.2	9300%	4733%	2119%	1454%	<RL	4.42% (RL)
44	N-Nitrosodiethylamine	55-18-5	351	Oxford safety data	0.1 ppb	2 (0)	<0.037	<0.021	<37.0%	<21.0%	412%	256%	<RL	10.7% (RL)
45	N-Nitrosomethyl ethylamine	10595-95-6	310	Predicted ACD/Labs	0.3 ppb	2 (0)	<0.043	<0.024	<14.3%	<8.13%	32.3%	23.9%	<RL	4.13% (RL)
46	N-Nitrosomorpholine	59-89-2	435	Oxford safety data	0.6 ppb	2 (0)	<0.034	<0.019	<5.67%	<3.20%	11.2%	6.63%	<RL	1.57% (RL)
Organophosphates														
47	Tributyl phosphate	126-73-8	552	NIOSH	0.2 ppm	1 (0)	<0.00011	<0.00011	<0.057%	<0.057%	<DL	<DL	<DL	0.068%
48	Dibutyl butylphosphonate	78-46-6	602	Predicted ACD/Labs	0.007 ppm	1 (0)	<0.000073	<0.000073	<1.04%	<1.04%	<DL	<DL	<DL	1.33%
Halogenated														
49	Chlorinated Biphenyls	Varies	Varies	Varies	1 mg/m <sup>3</sup>	0	n/a	n/a	n/a	n/a	Not Detected - TIC			
50	2-Fluoropropene	1184-60-7	-11	SynQuest <sup>10</sup>	0.1 ppm	1 (0)	<0.003	<0.003	<3.00%	<3.00%	Not Detected - TIC			
Pyridines														
51	Pyridine	110-86-1	240	NIOSH	1 ppm	3 (1)	0.002	0.0017 (0.002)	0.20%	0.17% (0.20%)	0.054%	0.039%	<RL	0.038% (RL)
52	2,4-Dimethylpyridine	108-47-4	318	Alfa Aesar	0.5 ppm	2 (0)	<0.002	<0.00185	<0.40%	<0.37%	<RL	<RL	<RL	0.044% (RL)

Table F.2. SX-104 (continued)

COPC Number and Name	CAS Number	Boiling Point (°F)	Boiling Point Source	Occupational Exposure Limit (OEL)	Number of Values	Historical Measurements <sup>1</sup>				Measurements in this study			
						Maximum Value (in OEL units)	Average Value (in OEL units)	Maximum Value (%OEL)	Average Value (%OEL)	Max Inlet (%OEL)	Avg. Inlet (%OEL)	Max outlet (%OEL)	Approx. DL <sup>12</sup> (%OEL)
Organonitriles													
53 Methyl nitrite	624-91-9	10	Oxford safety data	0.1 ppm	0	n/a	n/a	n/a	n/a			Not Detected - TIC	
54 Butyl nitrite	544-16-1	172	Alfa Aesar	0.1 ppm	0	n/a	n/a	n/a	n/a			Not Detected - TIC	
Organonitrates													
55 Butyl nitrate	928-45-0	276	Predicted ACD/labs	2.5 ppm	0	n/a	n/a	n/a	n/a			Not Detected - TIC	
56 1,4-Butanediol, dinitrate	3457-91-8	499	Predicted ACD/Labs	0.05 ppm	0	n/a	n/a	n/a	n/a			Not Detected - TIC	
57 2-Nitro-2-methylpropane	594-70-7	260	Alfa Aesar	0.3 ppm	0	n/a	n/a	n/a	n/a			Not Detected - TIC	
58 1,2,3-Propanetriol, 1,3-dinitrate	623-87-0	338	Predicted ACD/Labs	0.05 ppm	0	n/a	n/a	n/a	n/a			Not Detected - TIC	
Isocyanates													
59 Methyl isocyanate	624-83-9	103	NIOSH	0.02 ppm	0	n/a	n/a	n/a	n/a			Not Detected - TIC	
Organometallic													
New <sup>15</sup> Dimethylmercury	593-74-8	199	NIOSH	0.010 mg/m <sup>3</sup> (as Hg)	0	n/a	n/a	n/a	n/a			Not Measured	

<sup>1</sup> Historical data from TWINS industrial hygiene vapor database and SWIH database; see text for links and dates of queries. Values in italics include those data plus data from the TWINS headspace database, all samples earlier than May 2005.

<sup>2</sup> Indicates that the value of the average would differ by a factor of 2 or more (in either direction) if non-reports were excluded.

<sup>3</sup> Plain font in the table indicates that only the recent databases (SWHD headspace and TWINS Industrial Hygiene) were included. Italics mean that the pre-2006 TWINS headspace data were also included.

<sup>4</sup> "n/a" indicates no historical data was found in the databases

<sup>5</sup> "RL" indicates that all pertinent measurements of the analyte were less than the reporting limit

<sup>6</sup> Polina, B. E.; Prausnitz, J. M.; O'Connell, J. P. *The Properties of Gases and Liquids*. McGraw Hill, 2007.

<sup>7</sup> NIOSH: National Institute of Occupational Safety and Health

<sup>8</sup> CRC Handbook of Chemistry and Physics. CRC Press, 1989

<sup>9</sup> ACD/Labs software <http://www.acdlabs.com/products/percenta/predictors.php>

<sup>10</sup> Oxford safety data from The Physical and Theoretical Chemistry Laboratory at Oxford University

<sup>11</sup> Food and Agriculture Organization of the United Nations

<sup>12</sup> Alfa Aesar: <https://www.alfa.com/>

<sup>13</sup> Aldrich: <https://www.sigmaaldrich.com/>

<sup>14</sup> SynQuest: <http://synquestlabs.com/product/id/8330.html>

<sup>15</sup> TIC: Tentatively Identified Compounds that were not observed in this study using the specified analytical methods.

<sup>16</sup> Approximate Detection Limit (DL) is calculated using the reported detection limit (or reporting limit - RL where noted) from the analytical laboratory and the average volume (from flowrate x time) of vapor exposed to the sorbent tube.

For Furans, both DL and RL values are reported as "DL / RL".

<sup>17</sup> Furans measured using VOA (Volatile Organic Analysis) method.

<sup>18</sup> TIC (see footnote 11) do not have analytical calibration standards or quantified detection limits. Mass and concentration are estimates only.

<sup>19</sup> 2-Propenal and Dimethyl Mercury were added to the COPC List in September, 2017.



## **Appendix G**

### **Manufacturer's Service Life Estimation**





## Appendix G

### Manufacturer's Service Life Estimation

The experimental breakthrough times for ammonia from both the SX-101 and SX-104 waste storage tanks were compared to the estimated service life of the cartridges, using the online calculators provided by the vendor (i.e., Scott's SureLife® Cartridge Calculator provided by Scott Safety). Although the experimental breakthrough time was obtained under a mixture composed of thousands of chemicals, the estimated service life of the cartridge is based only on the single ammonia component concentration.

The breakthrough signature of ammonia was assessed to infer a higher resolution than the 2-hour collection times. An interpolation was used to determine the time when 10% of the OEL concentration at the outlet would have occurred. A semi-logarithmic relationship was used between the cumulative ammonia mass fed to the cartridge and the cartridge outlet concentration. Once the interpolated breakthrough time was determined, the average inlet concentrations and measured gas stream properties were determined up until that point for use in subsequent statistical analyses. The results of these estimates are shown in Table G.1. Here, the SD1 cartridge is a type 7422-SD1 APR cartridge (AM,CD,CL,FM,HC,HF,HS,MA,OV,P100,SD), and the SC1 cartridge is a type 7422-SC1 APR cartridge (AM,CD,CL,FM,HC,HF,HS,MA,OV,SD).

Table G.1. Comparison of Interpolated Experimental Breakthrough Times to Manufacturer Service Life Estimates.

COPCs	Cartridge	Tank	T (°F)	RH (%)	OEL (ppm)	Break-through criterion (%OEL)	^Avg. Inlet Conc.(ppm)	Exptl. flow rate (L/min)	Exptl. Pressure (Torr)	Exptl. Breakthrough time (h)	*Calculator flow rate (L/min)	Estimated service Life (h)
NH <sub>3</sub>	SD1	SX-101	94.6	67.7	25	10	284	~30	717.1	1.9	30	1.2
	SD1	SX-104	74.0	84.6	25	10	193	~30	707.7	1.9	30	3.8
NH <sub>3</sub>	SC1	SX-101	100.1	58.1	25	10	310	~30	717.3	1.7	30	0.7
	SC1	SX-104	83.7	84.9	25	10	192	~30	710.9	2.0	30	3.4

^ The average ammonia inlet concentration was calculated up to the breakthrough point.

\* There are two cartridges in the Scott respirators. The flowrates were converted to a per cartridge base.

Based on comparisons in Table G.1, the estimated service life is not conservative (i.e., less than the experimental value) for two cases of the SX-104. One explanation is that only one set of temperature and relative humidity data are available due to the early breakthrough (<2 hours), and these single set of values did not represent the average temperature and relative humidity of the cartridge before breakthrough occurred. Indeed, slight differences in relative humidity and/or temperature would produce estimates much closer to the observed breakthrough values.







**Pacific  
Northwest**  
NATIONAL LABORATORY

**[www.pnnl.gov](http://www.pnnl.gov)**

902 Battelle Boulevard  
P.O. Box 999  
Richland, WA 99352  
1-888-375-PNNL (7665)

---

U.S. DEPARTMENT OF  
**ENERGY**