

FAST-1.2 User Installation and Verification Guide

Developed Under NQA-1-2017

April 2023

Kenneth J Geelhood
David V Colameco
Christine Goodson
Travis J Zipperer
Walter G Luscher
Alice Chung
James R Corson
Lucas Kyriazidis
Josh Whitman



Prepared for the U.S. Nuclear Regulatory Commission
Office of Nuclear Regulatory Research
Under Contract DE-AC05-76RL01830
Interagency Agreement: 31310019N0001
Task Order Number: 31310019F0047

DISCLAIMER

This report was prepared as an account of work sponsored by an agency of the United States Government. Neither the United States Government nor any agency thereof, nor Battelle Memorial Institute, nor any of their employees, makes **any warranty, express or implied, or assumes any legal liability or responsibility for the accuracy, completeness, or usefulness of any information, apparatus, product, or process disclosed, or represents that its use would not infringe privately owned rights.** Reference herein to any specific commercial product, process, or service by trade name, trademark, manufacturer, or otherwise does not necessarily constitute or imply its endorsement, recommendation, or favoring by the United States Government or any agency thereof, or Battelle Memorial Institute. The views and opinions of authors expressed herein do not necessarily state or reflect those of the United States Government or any agency thereof.

PACIFIC NORTHWEST NATIONAL LABORATORY
operated by
BATTELLE
for the
UNITED STATES DEPARTMENT OF ENERGY
under Contract DE-AC05-76RL01830

Printed in the United States of America

Available to DOE and DOE contractors from
the Office of Scientific and Technical Information,
P.O. Box 62, Oak Ridge, TN 37831-0062

www.osti.gov
ph: (865) 576-8401
fox: (865) 576-5728
email: reports@osti.gov

Available to the public from the National Technical Information Service
5301 Shawnee Rd., Alexandria, VA 22312
ph: (800) 553-NTIS (6847)
or (703) 605-6000
email: info@ntis.gov
Online ordering: <http://www.ntis.gov>

FAST-1.2 User Installation and Verification Guide

Developed Under NQA-1-2017

April 2023

Kenneth J Geelhood
David V Colameco
Christine Goodson
Travis J Zipperer
Walter G Luscher
Alice Chung
James R Corson
Lucas Kyriazidis
Josh Whitman




Prepared for the U.S. Nuclear Regulatory Commission
Office of Nuclear Regulatory Research
Under Contract DE-AC05-76RL01830
Interagency Agreement: 31310019F0047

Pacific Northwest National Laboratory
Richland, Washington 99354

Project Summary and Document Characteristics

Project Name	FAST Fuel Performance Code Development and Assessment
Project No.	77701 Task 31310019F0047
Product Management Office No. / Organization	PM053/ Nuclear Science and Legacy Waste

Approvals

Role	Name	Signature	Date
Code Custodian	David Colameco	David V Colameco 	Digitally signed by David V Colameco Date: 2023.04.06 10:22:11 -07'00'
Lead Software Developer	Ken Geelhood	Kenneth J (Ken) Geelhood 	Digitally signed by Kenneth J (Ken) Geelhood Date: 2023.04.06 20:31:47 -07'00'
Project Manager	Katie Wagner	Katie A Wagner 	Digitally signed by Katie A Wagner Date: 2023.04.10 07:54:02 -07'00'

Revision History

Revision	Date	Comments
0	March 2023	Original. PNNL-34098.
1	April 2023	Updating the file identifications for the FAST-1.2.zip file in Table 3 for the FAST website. A new zip file replaced the original that was posted to correct an error in its creation.

Introduction

The purpose of this document is to provide the user information about the installation of Fuel Analysis for Steady state and Transient (FAST)-1.2 on their computers or servers. General information about the code and supported operating systems is described in Section 1.0. Self-service oriented FAST-1.2 software licensing steps are described in Section 2.0. An installation verification test suite is provided with FAST-1.2 and described in Section 3.0. A convenience script for converting Fuel Rod Analysis Program – Constant (FRAPCON) to FAST inputs is discussed in Section 4.0.

FAST-1.2 was developed and released under a software quality assurance program based upon NQA-1-2017 at Pacific Northwest National Laboratory (PNNL). FAST-1.2 is the latest baseline code. The installation verification test suite contains both steady state and transient Anticipated Operation Occurrences (AOOs), accident conditions, such as Reactivity Initiated Accidents (RIAs) and Loss of Coolant Accidents (LOCAs).

Acronyms and Abbreviations

AOO	Anticipated Operational Occurrences
ASME	American Society of Mechanical Engineers
FAST	Fuel Analysis for Steady state and Transient
FGR	Fission Gas Release
FRAPCON	Fuel Rod Analysis Program – CONstant
hash	Hash Function used to map data of an arbitrary size to fixed-size values.
LOCA	Loss of Coolant Accident
LWR	Light Water Reactor
NRC	United States Nuclear Regulatory Commission
NQA-1	Nuclear Quality Assurance – 1
MD5	Widely used 128-bit message-digest hash value for uniquely identifying files.
PNNL	Pacific Northwest National Laboratory
POC	Point of Contact
QA	Quality Assurance
QAP	Quality Assurance Plan
RIA	Reactivity Initiated Accident
SHA-1	Widely used 160-bit message-digest hash value for uniquely identifying files.

Definitions

This Section provides definitions specific to the software project.

Assessment	A review, evaluation, inspection, test, check, surveillance, or audit to determine and document whether items, processes, systems, or services meet specified requirements and perform effectively. (NQA-1-2017)
Acceptance Testing	The process of exercising or evaluating a system or system component by manual or automated means to ensure that it satisfies the specific requirements and to identify differences between expected and actual results in the operating environment. (NQA-1-2017)
Configuration Item	A collection of hardware or software elements treated as unit for the purpose of configuration control. (NQA-1-2017)
Configuration Management (software)	The process of identifying and defining the configuration items in a system (i.e. software and hardware), controlling the release and change of those items throughout the system's life cycle, and recording and reporting the status of configuration items and change requests. (NQA-1-2017)
Baseline	A specification or product that has been formally reviewed and agreed upon, that thereafter serves as the basis for use and further development, and that can be changed only by using an approved control process. (NQA-1-2017)
Error	A condition deviating from an established baseline, including deviations from the current approved computer program and its baseline requirements. (NQA-1-2017)
Confluence	Confluence is an easy-to-use web-based tool that is utilized for electronically documenting software in a wiki format. Documents can also be controlled. It offers the ability to document, collaborate, and share.
Graded Approach	The process of ensuring that the level of analysis, documentation, and actions used to comply with a requirement is commensurate with: <ul style="list-style-type: none"> a) the relative importance to safety, safeguards, and security b) the magnitude of any hazard involved c) the life-cycle stage of a facility or item d) the programmatic mission of a facility e) the particular characteristics of a facility or item f) the relative importance of radiological and nonradiological hazards g) any other relevant factors (NQA-1-2017)
HDI	A web search engine that houses PNNL's Lab-level requirements and procedures and considerations for conducting work. The content is delivered via graphical workflows (step-by-step flowcharts with steps for each activity), through narrative work controls (listing of requirements and considerations for managing specific risks and hazards), or in forms or exhibits (linked documents that include greater detail).
Independent	(Independent Reviews or Independent Testing) Person sufficiently independent with respect to the material/product they are reviewing/testing; they did not perform the work they are reviewing or testing. Staff also possess enough subject matter expertise to adequately review/test/evaluate.
Operating Environment	A collection of software, firmware, and hardware elements that provide for the execution of computer programs. (NQA-1-2017)

Software Design Verification	The process of determining if the product of the software design activity fulfills the software design requirements. (NQA-1-2017)
Software Engineering	<p>(a) The application of a systematic, disciplined, quantifiable approach to the development, operation, and maintenance of software; that is, the application of engineering to software.</p> <p>(b) The study of approaches in (a) (NQA-1-2017)</p>
Test Case	A set of test inputs, execution conditions, and expected results developed for a particular objective, such as to exercise a particular program path or to verify compliance with a specific requirement. (NQA-1-2017)
Test Plan (Procedure)	A document that describes the approach to be followed for testing a system or component. Typical contents identify items to be tested, tasks to be performed, and responsibilities for the testing activities. (NQA-1-2017)
Verification	Mathematical proof of the correctness of algorithms, by confirming that code subroutines and functions produce the expected numerical output.
Validation	The process of evaluating software to determine whether it satisfies specified requirements, by comparing code predictions to experimental data.
Unit test	Process or code developed to test the numeric accuracy and functionality of new or modified subroutines and functions.
Unit test suite	Set of unit tests created while developing and maintaining FAST.
Verification test suite	Set of input files that exercise all the code options, used to verify that code changes do not negatively impact code performance, and that results are as expected.
Validation test suite	Set of input files used to validate the codes' predictions against experimental measurements, to quantify the accuracy, bias, and uncertainty of code predictions.

Contents

Project Summary and Document Characteristics	ii
Introduction	iii
Acronyms and Abbreviations.....	iv
Definitions	v
Contents	vii
1.0 General Software Information.....	9
1.1 Acquiring the Software.....	10
2.0 Self-Service Licensing	12
3.0 Installation Verification Suite.....	16
3.1 Expected Differences.....	17
3.2 FAST-1.2 Code Change Requests.....	19
4.0 Convenience Scripts.....	20
4.1 Execution of FRAPCON_to_FAST.py	20
4.2 FAST-1.2 AIG	20
4.3 FRAPlot.....	20
5.0 References.....	21
Appendix A – Windows Server 2019 Standard Differences	A.1
Appendix B – FAST Change Request Form	B.1

Figures

Figure 1: Window's CertUtil Hashing Example	11
Figure 2: Linux md5sum and sha1sum Example	11
Figure 3: FAST Website FAST-1.2 Link Location	12
Figure 4: FAST Website Licensing Link Location	12
Figure 5: FAST Licensing Webpage.....	13
Figure 6: Windows License Request Generation.....	13
Figure 7: Linux License Request Generation	14
Figure 8: FAST License Request Website File Selection	14
Figure 9: FAST License Request Website Submission	15
Figure 10: FAST License Request Completion.....	15

Tables

Table 1 – FAST-1.2 Executable Identification.....9

Table 2 – FAST-1.2 Tested Operating Systems9

Table 3 – FAST-1.2 File Identification10

Table 4 – FAST-1.2 File Identification10

Table 5 – FAST Verification Suite Tests.....16

1.0 General Software Information

FAST-1.2 has been compiled on Windows 10 and Red Hat Enterprise Linux 7.9 operating systems. The compiled executables in Table 1 were then tested on Windows and Linux operating systems listed in Table 2 using the test suites available in Section 3.0. FAST is not currently supported on MacOS.

Table 1 – FAST-1.2 Executable Identification

Executable	OS	Hash
FAST-1.2.exe	Windows	MD5 ae827a82282d98988446e9921de74417 SHA-1 fa1a30f70a3a3c75e1941be8f6653850da4d241d
FAST-1.2	Linux	MD5 b834a3ba3883a0e1d52457eed9221a5d SHA1 7d7a62f7b9e538645db70a2d074cbf548420fb10

Due to the large variety of operating systems available to our users' group, not all possibilities can be tested. The list in Table 2 is an attempt to provide wide coverage of currently supported systems: Windows and Linux. If your installation on a current operating system not listed below results in larger than expected differences or difficulties, please contact PNNL (see website contact information) and we will attempt to identify and correct/mitigate the issue. The list in Table 2 below is comprehensive enough that unforeseen difficulties with installation should be rare.

Table 2 – FAST-1.2 Tested Operating Systems

Operating System	Version	Comments
Windows 10 Enterprise	22H2	OS Build 19045.2728
Windows 11 Enterprise	22H2	OS Build 22621.1413
Windows 11 Pro for Workstations	22H2	OS Build 22621.1413
Windows Server Standard 2016	1607	OS Build 14393.5786
Windows Server Standard 2019	1809	OS Build 17763.4131
Windows Server Standard 2022	21H2	OS Build 20348.1607
Debian Bullseye	11.6	Linux Kernel 5.10.0-21-amd64
Fedora Workstation	37.0	Linux Kernel 6.2.7-200.fc37.x86_64
openSUSE Leap	15.3	Linux Kernel 5.3.18-150300.59.106-default
Red Hat Enterprise Linux	7.9	Linux Kernel 3.10.0-1160.29.1.el7.x86_64
Ubuntu LTS	22.04.2	Linux Kernel 5.19.0-35-generic

1.1 Acquiring the Software

The FAST website is <https://fast.labworks.org>. The website contains limited information for visitors not logged in but more documentation and access to the software for logged in visitors. Visitors without log in credentials may apply using the “Join Us” tab on the homepage.

The Codes tab on the homepage lists the codes available for download, FAST-1.1, FAST-1.2 FRAPCON-4.0 and FRAPTRAN-2.0. This document will focus on FAST-1.2. Follow the link to FAST-1.2 and download the zip or tgz file that is applicable to your target machine’s file decompression software. Typically, Windows users would choose the zip file while Linux users can decompress either zip or tgz files with preinstalled software. MacOS is not currently supported.

The following hash values are associated with the zip and tgz files along with the text file listing of the contents. The zip and tgz files contain identical contents.

Table 3 – FAST-1.2 File Identification

File	OS	Hash
FAST-1.2_0.zip	Windows/Linux	MD5 faefefdf310cee5e0f9ec8f5e34d085c SHA-1 a55cc5f4341b4a536a281eeaeef684822568b471f
FAST-1.2.tgz	Windows/Linux	MD5 1c145678fda96f72fb7901fae3be359e SHA1 0d29f76f0b2c89ad906a9938638083a44f999599
md5sum_listing	Windows/Linux	MD5 ad7f7281b30fa70922e75ab24cde2a84 SHA1 20dfd4954e2d6372e3b25aba3877320d9a5eb0ad
sha1sum_listing	Windows/Linux	MD5 cb0de2d0da982b9dea61599c80ad0927 SHA1 bd8cdd154bf4f7faee46f12ac9e5eb048784fc2f

The Linux command `tar -xzf FAST-1.2.tgz` will decompress the folder. The FAST-1.2.zip and FAST-1.2.tgz files have the same contents described in Table 4 below:

Table 4 – FAST-1.2 File Identification

Folder	Description
Convenience_Scripts	Python 3 conversion script, AIG, FRAPlot (See Section 4.0)
Installation_Verification	Installation Verification Tests (See Section 3.0)
Linux_Executable	Linux Executable
Linux_FAST_Licensing	Linux Licensing software (See Section 2.0)
Windows_Executable	Windows Executable
Windows_FAST_Licensing	Windows Licensing software (See Section 2.0)

These next steps are primarily for users needing to establish traceability from the identification in Table 1 and 3 above to the final installation location on their machines. These steps may also be used to verify that the executable file was not corrupted during the download and/or transfer process to the final location.

Once the executable and associated files are installed on your target machine, the SHA-1 or MD5 should be checked and compared to Table 1 and Table 3. Other, more secure, hashing algorithms are available such as SHA-2 however it is assumed that MD5 and/or SHA-1 will provide the user confidence the executable was not altered. Users that require hashes such as SHA-2 are encouraged to contact PNNL through the website.

Windows offers a pre-installed utility CertUtil and a downloadable utility FCIV available on the support.microsoft.com website. The pre-installed utility will be demonstrated here. Open a command prompt and navigate to the location of your executable or provide the path of the executable. Then execute the command: `CertUtil -hashfile FAST-1.2.exe SHA1` (or MD5 in place of SHA1) as shown in Figure 1:

```
D:\GitHub\FAST-1.2\FAST-1.2\FAST\build\FAST\Release>CertUtil -hashfile FAST-1.2.exe MD5
MD5 hash of FAST-1.2.exe:
ae827a82282d98988446e9921de74417
CertUtil: -hashfile command completed successfully.

D:\GitHub\FAST-1.2\FAST-1.2\FAST\build\FAST\Release>CertUtil -hashfile FAST-1.2.exe SHA1
SHA1 hash of FAST-1.2.exe:
fa1a30f70a3a3c75e1941be8f6653850da4d241d
CertUtil: -hashfile command completed successfully.

D:\GitHub\FAST-1.2\FAST-1.2\FAST\build\FAST\Release>
```

Figure 1: Window's CertUtil Hashing Example

Linux offers md5sum and sha1sum command line utilities as demonstrated in Figure 2 below:

```
[cola105@WE36879 FAST]$ md5sum FAST-1.2
b834a3ba3883a0e1d52457eed9221a5d FAST-1.2
[cola105@WE36879 FAST]$ sha1sum FAST-1.2
7d7a62f7b9e538645db70a2d074cbf548420fb10 FAST-1.2
[cola105@WE36879 FAST]$
```

Figure 2: Linux md5sum and sha1sum Example

A matching md5 or sha1 hash provides a very high likelihood that the executables were not corrupted during the download and transfer to the final location on the target machine. If the hashes do not match, try downloading FAST from the website again. Changes to the files change the hash values.

The location of the FAST executable on your target machine depends largely on preferences and your organizations rules or guidelines. The installation verification that is described in Section 3.0 can be performed on your target machine by updating the associated python script.

Linux users may have to install libgfortran.so.5 via the sudo `[apt-get, yum, zipper] libgfortran5` for newer linux operating systems, or by installing gcc-12 for older systems to provide needed libraries.

2.0 Self-Service Licensing

Installations of FRAPCON 4.0 and FRAPTRAN 2.0 do not require these licensing steps.

A successfully copied FAST-1.2 executable in the target location of the target computer must now be licensed for it to operate. Licensing has been set up as self-service through the FAST website <https://fast.labworks.org> and the page https://fast.labworks.org/fast_license. Figure 3 below shows the website after clicking the “Codes” tab highlighted in a red box.

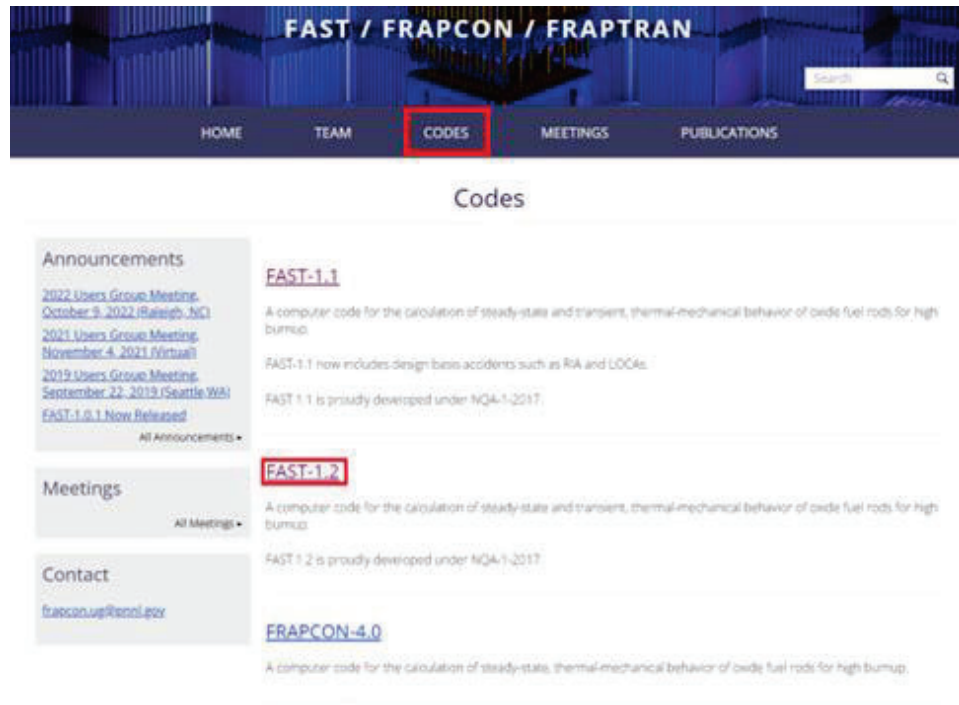


Figure 3: FAST Website FAST-1.2 Link Location

The link “FAST-1.2” in Figure 3 above will take you to the FAST-1.2 screen in Figure 4 below.

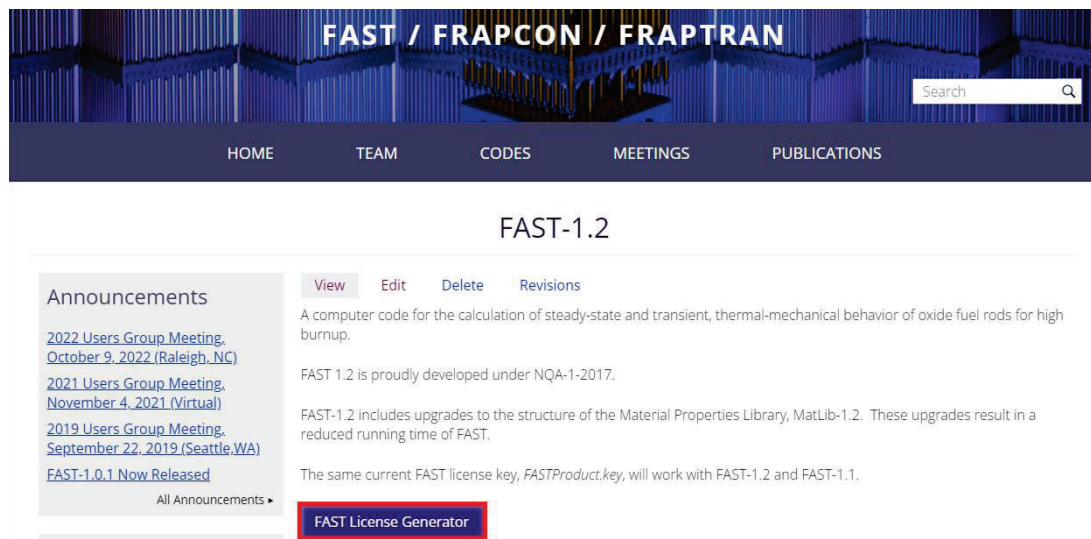


Figure 4: FAST Website Licensing Link Location

The link “FAST License Generation” in Figure 4 above will take you to the FAST-1.2 screen in Figure 5 below.

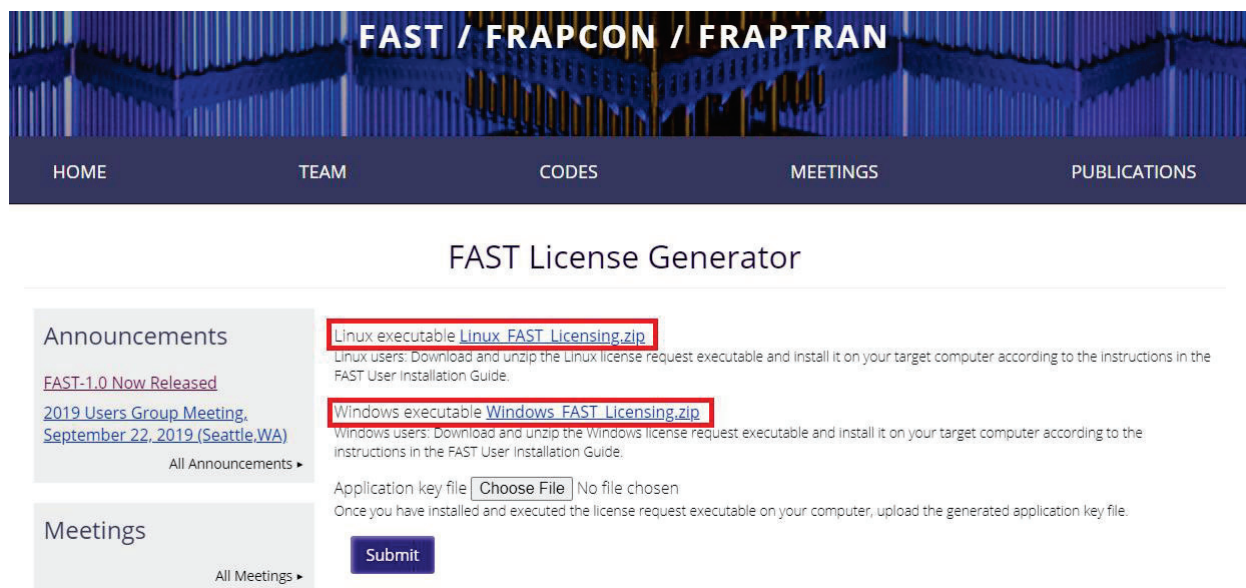


Figure 5: FAST Licensing Webpage

First select the appropriate licensing for the target machine's OS: Linux or Windows highlighted in red boxes in Figure 5. MacOS is currently not supported. There is a limit of 5 license files per website user. If you need more licenses, please contact PNNL through the website e-mail.

With the `CreateLicenseRequestFile(.exe)` on the target machine, execute the program as shown in Figures 6 and 7 depending upon your target machine's operating system.

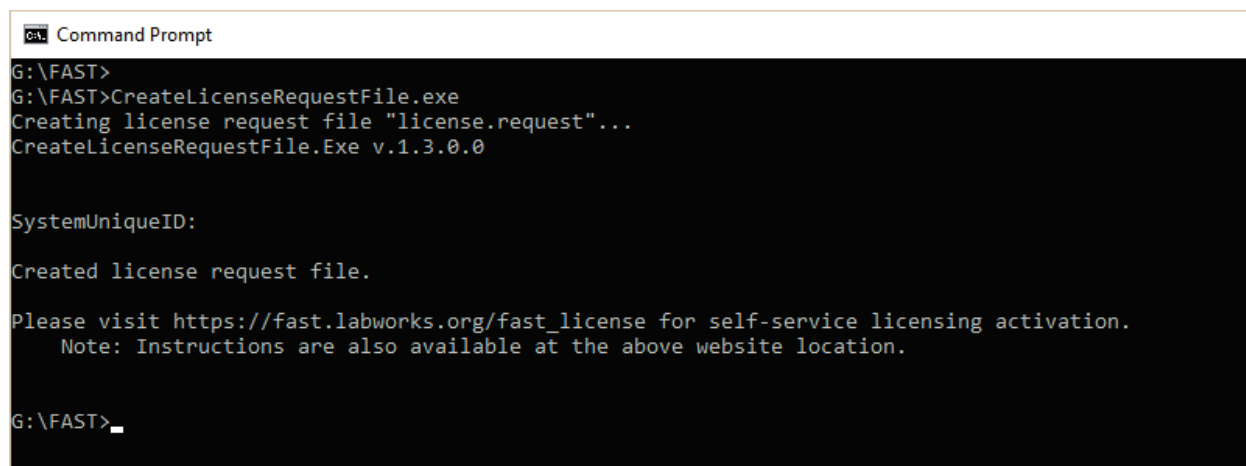


Figure 6: Windows License Request Generation


```

Test]$ ./CreateLicenseRequestFile
Creating license request file "license.request"...
CreateLicenseRequestFile.Exe v.1.3.0.0

SystemUniqueID:

Created license request file.

Please visit https://fast.labworks.org/fast_license for self-service licensing activation.
Note: Instructions are also available at the above website location.

[Test]$ █

```

Figure 7: Linux License Request Generation

A file named "license.request" is generated. Select "Choose File."

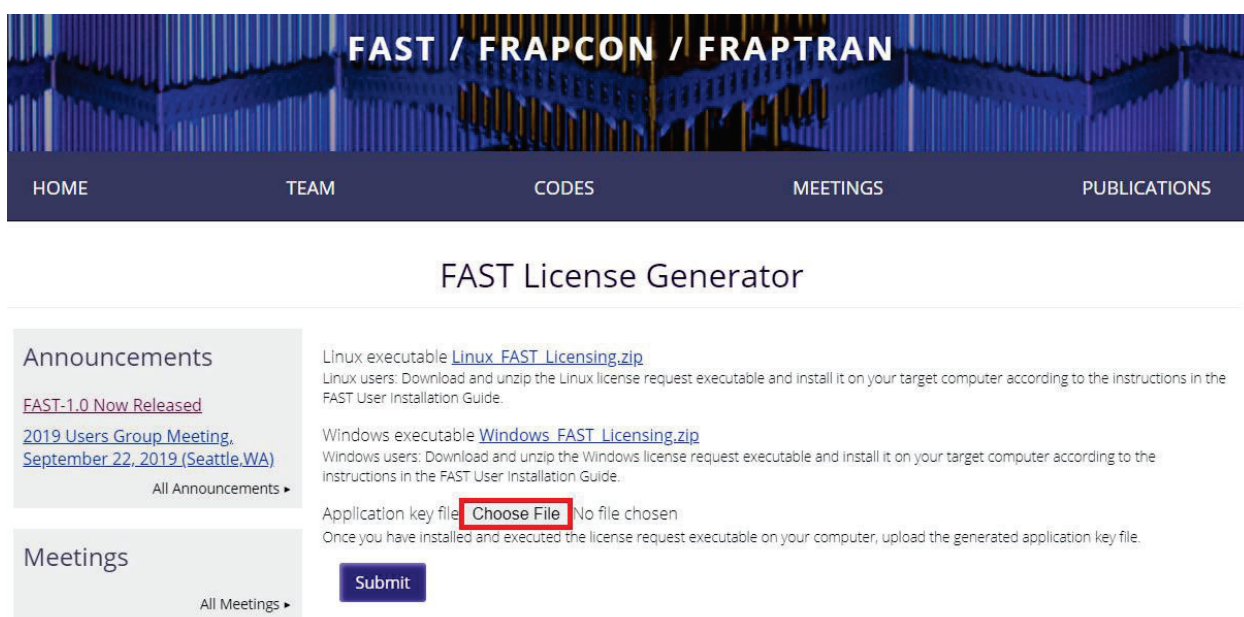
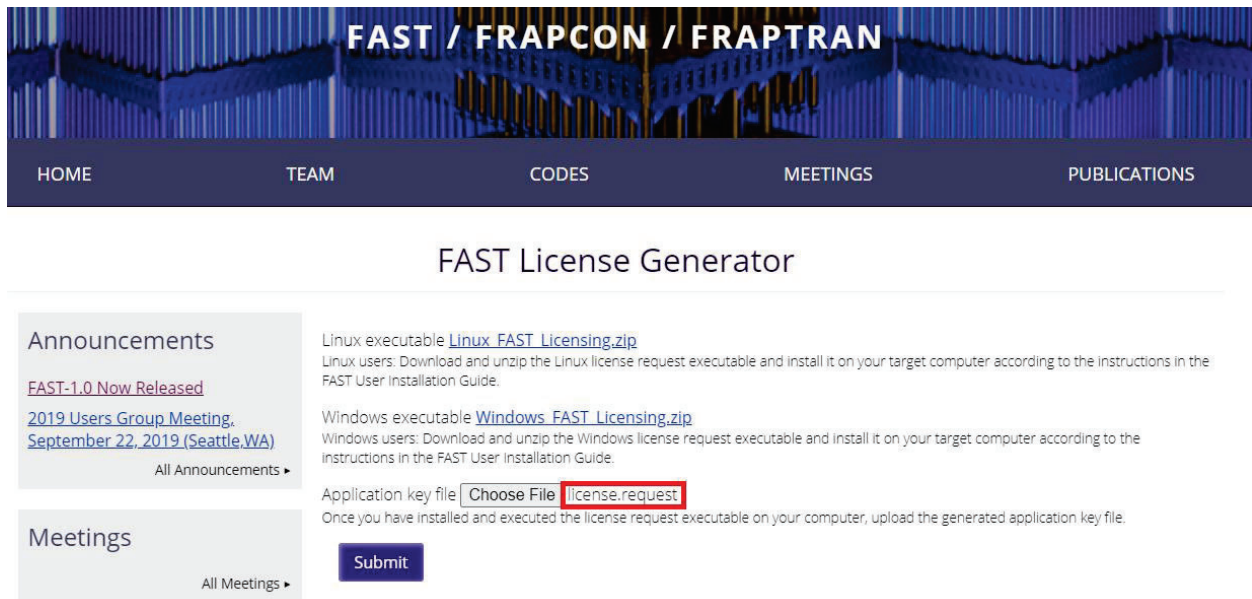


Figure 8: FAST License Request Website File Selection

Clicking "Choose File" highlighted in Figure 8 opens a File Explorer in Windows and a File Manager in Linux. Once a license.request file is selected, it's name will appear to the right of the "Choose File" Icon as seen in Figure 9 below. Do not change the name of the license.request file before uploading it. Click the "Submit" button which is also highlighted in red to create a FASTProduct.key.



FAST / FRAPCON / FRAPTRAN

HOME TEAM CODES MEETINGS PUBLICATIONS

FAST License Generator

Announcements

[FAST-1.0 Now Released](#)
[2019 Users Group Meeting, September 22, 2019 \(Seattle, WA\)](#)
[All Announcements ▶](#)

Meetings

[All Meetings ▶](#)

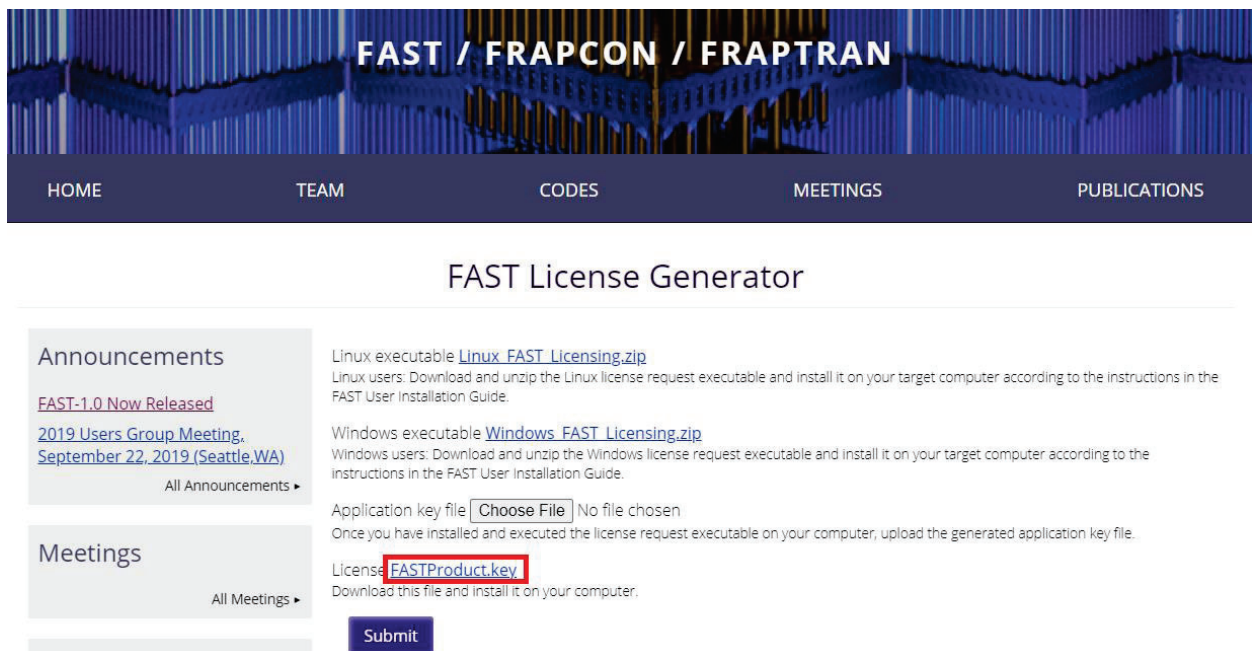
Linux executable [Linux FAST Licensing.zip](#)
Linux users: Download and unzip the Linux license request executable and install it on your target computer according to the instructions in the FAST User Installation Guide.

Windows executable [Windows FAST Licensing.zip](#)
Windows users: Download and unzip the Windows license request executable and install it on your target computer according to the instructions in the FAST User Installation Guide.

Application key file
Once you have installed and executed the license request executable on your computer, upload the generated application key file.

Figure 9: FAST License Request Website Submission

Clicking “Submit” generates the FASTProduct.key which shows up as a download link as highlighted in Figure 10 below. Download this file and place it in the same directory as the FAST input files on your target machine. Please do not change the name of this FASTProduct.key file. Your installation of FAST-1.2 is now complete and ready for verification testing in Section 3.0. It may be necessary to “right-click” the FASTProduct.key and choose “Save as”.



FAST / FRAPCON / FRAPTRAN

HOME TEAM CODES MEETINGS PUBLICATIONS

FAST License Generator

Announcements

[FAST-1.0 Now Released](#)
[2019 Users Group Meeting, September 22, 2019 \(Seattle, WA\)](#)
[All Announcements ▶](#)

Meetings

[All Meetings ▶](#)

Linux executable [Linux FAST Licensing.zip](#)
Linux users: Download and unzip the Linux license request executable and install it on your target computer according to the instructions in the FAST User Installation Guide.

Windows executable [Windows FAST Licensing.zip](#)
Windows users: Download and unzip the Windows license request executable and install it on your target computer according to the instructions in the FAST User Installation Guide.

Application key file No file chosen
Once you have installed and executed the license request executable on your computer, upload the generated application key file.

License
Download this file and install it on your computer.

Figure 10: FAST License Request Completion

3.0 Installation Verification Suite

Now that your copy of FAST-1.2 has been downloaded and installed on the target machine in the target location (Section 1.0) and a FASTProduct.key (Section 2.0) has been obtained, the installation test suite can be executed. The FASTProduct.key must be in the location where you are running FAST-1.2 (where the outputs are generated). Typically, the user will run FAST-1.2 in a manner where the FAST-1.2 outputs are generated in the same location as the FAST-1.2 inputs by typing FAST-1.2 and the input file on the command line. The verification script keeps the inputs and outputs separate as a convenience to the user. The FASTProduct.key must be placed in the User_Verification_Outputs folder prior to executing the verification script.

This section will describe the test suite and the steps to execute the testing automation script. The script verification_diff.py is written in Python 3 and used with Python 3.10 to 3.11 (as of January 2020 Python 2 was frozen and will no longer be developed). The script will execute the set of supplied FAST-1.2 inputs and provided files with the extension “.diff” that contain the differences between the FAST-1.2 output files generated on your machine and the output files generated by the FAST development team.

Use of a Python version other than 3.6 to 3.11 is possible; it is up to the person performing the testing to ensure that the diff files reflect the differences in output files. This can be done by spot checking a diff file and its associated files.

Tests included in the Verification Suite are listed in Table 5 below.

Table 5 – FAST Verification Suite Tests

File Name	Test Name	Comments
FGR_BWstudR1.in	FGR_BWstudR1	B&W Studsvik Rod 1 for predicted fission gas release.
Oxide_N05.in	Oxide_N05	N05 Case for predicted oxide thickness.
Strain_GE7.in	Strain_GE7	GE7 Case for permanent hoop strain following a power ramp.
Temperature_681-3.in	Temperature_681-3	IFA-681 Rod 3 for predicted fuel centerline temperature.
Temperature_ifa_432r3.in	Temperature_ifa_432r3	IFA-432 Rod 3 for predicted fuel centerline temperature.
Void_24i6.in	Void_24i6	24i6 case for predicted end of life rod void volume.

To execute the Verification Suite first download and transfer the compressed file to the target machine. The verification_diff.py script must be updated if the FAST-1.2 executable is installed in a location other than that of the folder structure described in Table 4.

3.1 Expected Differences

The differences listed in this section were generated from machines which are less than 5 years old. Differences in architecture may result in round off error. The user is invited to use their professional judgement or contact PNNL via the website contact information for interpretation of larger than expected differences.

Sample difference files are included in the Installation_Verification/Sample_Difference_Files/ folder. The testing conducted at PNNL using virtual machines and physical machines showed that the verification_diff.py script only shows file names. The script ignores expected differences in execution dates, usernames, and computer names. When Linux and Windows outputs are compared it was found that the peak axial node in a flat power profile changed but the fuel performance values remained the same.

Please see the Sample_Difference_Files folder for text files with differences. See Appendix A for a Windows difference file listing. The following is a listing of the Debian Bullseye 11.6 differences, where some rounding occurs in the Temperature case, using Python 3:

```
*****
*****
|FGR_BWstudR1|

+++ /media/sf_VirtualBox_Shared_G/FAST-1.2_Release/Installation_Verification/Debian_Bullseye_11.6/FAST-
1.2/Installation_Verification/Verification_Cases/Outputs/FGR_BWstudR1
--- /media/sf_VirtualBox_Shared_G/FAST-1.2_Release/Installation_Verification/Debian_Bullseye_11.6/FAST-
1.2/Installation_Verification/User_Verification_Outputs/FGR_BWstudR1

+++ line:244
--- line:244
#####
#####

*****
*****
|Oxide_N05|

+++ /media/sf_VirtualBox_Shared_G/FAST-1.2_Release/Installation_Verification/Debian_Bullseye_11.6/FAST-
1.2/Installation_Verification/Verification_Cases/Outputs/Oxide_N05
--- /media/sf_VirtualBox_Shared_G/FAST-1.2_Release/Installation_Verification/Debian_Bullseye_11.6/FAST-
1.2/Installation_Verification/User_Verification_Outputs/Oxide_N05

+++ line:346
--- line:346
#####
#####

*****
*****
|Strain_GE7|

+++ /media/sf_VirtualBox_Shared_G/FAST-1.2_Release/Installation_Verification/Debian_Bullseye_11.6/FAST-
1.2/Installation_Verification/Verification_Cases/Outputs/Strain_GE7
--- /media/sf_VirtualBox_Shared_G/FAST-1.2_Release/Installation_Verification/Debian_Bullseye_11.6/FAST-
1.2/Installation_Verification/User_Verification_Outputs/Strain_GE7

+++ line:427
--- line:427
#####
#####

*****
*****
|Temperature_681-3|

+++ /media/sf_VirtualBox_Shared_G/FAST-1.2_Release/Installation_Verification/Debian_Bullseye_11.6/FAST-
1.2/Installation_Verification/Verification_Cases/Outputs/Temperature_681-3
```

```

--- /media/sf_VirtualBox_Shared_G/FAST-1.2_Release/Installation_Verification/Debian_Bullseye_11.6/FAST-
1.2/Installation_Verification/User_Verification_Outputs/Temperature_681-3

+++ line:286
--- line:286
+++ line:3758      local linear heat rating, kW/m(kW/ft)      9.14 ( 2.78)      rod surface heat flux,
W/m**2(btu/hr-ft**2) 3.06E+05( 9.71E+04)
--- line:3715      local linear heat rating, kW/m(kW/ft)      9.14 ( 2.79)      rod surface heat flux,
W/m**2(btu/hr-ft**2) 3.06E+05( 9.71E+04)
+++ line:3840      local linear heat rating, kW/m(kW/ft)      9.14 ( 2.78)      rod surface heat flux,
W/m**2(btu/hr-ft**2) 3.06E+05( 9.71E+04)
--- line:3796      local linear heat rating, kW/m(kW/ft)      9.14 ( 2.79)      rod surface heat flux,
W/m**2(btu/hr-ft**2) 3.06E+05( 9.71E+04)
+++ line:3922      local linear heat rating, kW/m(kW/ft)      9.14 ( 2.78)      rod surface heat flux,
W/m**2(btu/hr-ft**2) 3.06E+05( 9.71E+04)
--- line:3877      local linear heat rating, kW/m(kW/ft)      9.14 ( 2.79)      rod surface heat flux,
W/m**2(btu/hr-ft**2) 3.06E+05( 9.71E+04)
+++ line:9526      local linear heat rating, kW/m(kW/ft)     15.08 ( 4.59)      rod surface heat flux,
W/m**2(btu/hr-ft**2) 5.05E+05( 1.60E+05)
--- line:9413      local linear heat rating, kW/m(kW/ft)     15.08 ( 4.60)      rod surface heat flux,
W/m**2(btu/hr-ft**2) 5.05E+05( 1.60E+05)
+++ line:9527      peak linear heat rating, kW/m(kW/ft)     15.08 ( 4.59)
--- line:9414      peak linear heat rating, kW/m(kW/ft)     15.08 ( 4.60)
+++ line:9608      local linear heat rating, kW/m(kW/ft)     15.08 ( 4.59)      rod surface heat flux,
W/m**2(btu/hr-ft**2) 5.05E+05( 1.60E+05)
--- line:9494      local linear heat rating, kW/m(kW/ft)     15.08 ( 4.60)      rod surface heat flux,
W/m**2(btu/hr-ft**2) 5.05E+05( 1.60E+05)
+++ line:9609      peak linear heat rating, kW/m(kW/ft)     15.08 ( 4.59)
--- line:9495      peak linear heat rating, kW/m(kW/ft)     15.08 ( 4.60)
+++ line:9690      local linear heat rating, kW/m(kW/ft)     15.08 ( 4.59)      rod surface heat flux,
W/m**2(btu/hr-ft**2) 5.05E+05( 1.60E+05)
--- line:9575      local linear heat rating, kW/m(kW/ft)     15.08 ( 4.60)      rod surface heat flux,
W/m**2(btu/hr-ft**2) 5.05E+05( 1.60E+05)
+++ line:9691      peak linear heat rating, kW/m(kW/ft)     15.08 ( 4.59)
--- line:9576      peak linear heat rating, kW/m(kW/ft)     15.08 ( 4.60)
+++ line:9773      peak linear heat rating, kW/m(kW/ft)     15.08 ( 4.59)
--- line:9657      peak linear heat rating, kW/m(kW/ft)     15.08 ( 4.60)
+++ line:9855      peak linear heat rating, kW/m(kW/ft)     15.08 ( 4.59)
--- line:9738      peak linear heat rating, kW/m(kW/ft)     15.08 ( 4.60)
+++ line:9937      peak linear heat rating, kW/m(kW/ft)     15.08 ( 4.59)
--- line:9819      peak linear heat rating, kW/m(kW/ft)     15.08 ( 4.60)
+++ line:10019     peak linear heat rating, kW/m(kW/ft)     15.08 ( 4.59)
--- line:9900      peak linear heat rating, kW/m(kW/ft)     15.08 ( 4.60)
+++ line:10101     peak linear heat rating, kW/m(kW/ft)     15.08 ( 4.59)
--- line:9981      peak linear heat rating, kW/m(kW/ft)     15.08 ( 4.60)
+++ line:10183     peak linear heat rating, kW/m(kW/ft)     15.08 ( 4.59)
--- line:10062     peak linear heat rating, kW/m(kW/ft)     15.08 ( 4.60)
+++ line:24358     local linear heat rating, kW/m(kW/ft)     21.24 ( 6.47)      rod surface heat flux,
W/m**2(btu/hr-ft**2) 7.12E+05( 2.26E+05)
--- line:24065     local linear heat rating, kW/m(kW/ft)     21.24 ( 6.48)      rod surface heat flux,
W/m**2(btu/hr-ft**2) 7.12E+05( 2.26E+05)
+++ line:24440     local linear heat rating, kW/m(kW/ft)     21.24 ( 6.47)      rod surface heat flux,
W/m**2(btu/hr-ft**2) 7.12E+05( 2.26E+05)
--- line:24146     local linear heat rating, kW/m(kW/ft)     21.24 ( 6.48)      rod surface heat flux,
W/m**2(btu/hr-ft**2) 7.12E+05( 2.26E+05)
+++ line:24522     local linear heat rating, kW/m(kW/ft)     21.24 ( 6.47)      rod surface heat flux,
W/m**2(btu/hr-ft**2) 7.12E+05( 2.26E+05)
--- line:24227     local linear heat rating, kW/m(kW/ft)     21.24 ( 6.48)      rod surface heat flux,
W/m**2(btu/hr-ft**2) 7.12E+05( 2.26E+05)
+++ line:32602     2 22.3 1 0.18 1.15 464.0 468.5 472.9 2.79 553.9 607.6 648.7 0.0 -1949.8
-1175.0 0.1200 0.32398 563.4 294.5 0.0 0.00 10.4
--- line:32209     2 22.3 3 0.18 1.15 464.0 468.5 472.9 2.79 553.9 607.6 648.7 0.0 -1949.8
-1175.0 0.1200 0.32398 563.4 294.5 0.0 0.00 10.4
+++ line:32603     3 53.0 3 0.63 2.02 464.0 471.9 479.7 2.46 602.6 696.6 763.8 0.0 -1775.7
-1093.5 0.1197 0.32462 651.7 318.1 0.0 0.01 11.3
--- line:32210     3 53.0 1 0.63 2.02 464.0 471.9 479.7 2.46 602.6 696.6 763.8 0.0 -1775.7
-1093.5 0.1197 0.32462 651.7 318.1 0.0 0.01 11.3
+++ line:32607     7 93.3 1 1.49 3.48 464.2 477.6 491.1 2.09 666.9 844.8 968.3 0.0 -1456.8
-944.2 0.1213 0.32533 784.6 361.7 0.0 0.02 12.9
--- line:32214     7 93.3 3 1.49 3.48 464.2 477.6 491.1 2.09 666.9 844.8 968.3 0.0 -1456.8
-944.2 0.1213 0.32533 784.6 361.7 0.0 0.02 12.9
+++ line:32610     10 123.5 3 2.26 3.76 464.3 478.8 493.3 1.94 669.3 874.4 1018.2 0.0 -1361.8
-899.8 0.1206 0.32564 846.7 374.6 0.0 0.03 14.4
--- line:32217     10 123.5 1 2.26 3.76 464.3 478.8 493.3 1.94 669.3 874.4 1018.2 0.0 -1361.8
-899.8 0.1206 0.32564 846.7 374.6 0.0 0.03 14.4
+++ line:32611     11 136.2 6 2.66 4.32 464.4 481.0 497.7 1.84 687.1 932.8 1107.9 0.0 -1220.0
-833.4 0.1218 0.32586 903.1 393.9 0.0 0.03 15.2
--- line:32218     11 136.2 1 2.66 4.32 464.4 481.0 497.7 1.84 687.1 932.8 1107.9 0.0 -1220.0
-833.4 0.1218 0.32586 903.1 393.9 0.0 0.03 15.2
+++ line:32618     18 176.9 1 4.12 5.57 464.7 486.2 507.6 1.56 712.9 1065.5 1333.0 0.0 -860.3
-665.0 0.1332 0.32644 1074.5 443.0 0.0 0.05 18.1

```

```

--- line:32225 18 176.9 6 4.12 5.57 464.7 486.2 507.6 1.56 712.9 1065.5 1333.0 0.0 -860.3
-665.0 0.1332 0.32644 1074.5 443.0 0.0 0.05 18.1
+++ line:32622 22 199.7 1 5.12 6.58 465.0 490.3 515.6 1.35 724.6 1167.2 1518.3 0.0 -546.8
-518.3 0.1388 0.32688 1247.4 485.5 0.0 0.06 20.0
--- line:32229 22 199.7 9 5.12 6.58 465.0 490.3 515.6 1.35 724.6 1167.2 1518.3 0.0 -546.8
-518.3 0.1388 0.32688 1247.4 485.5 0.0 0.06 20.0
+++ line:32624 24 217.7 9 5.99 6.61 465.2 490.6 516.0 1.30 718.1 1177.1 1549.8 0.0 -487.8
-490.7 0.1402 0.32699 1296.4 493.8 0.0 0.07 21.7
--- line:32231 24 217.7 1 5.99 6.61 465.2 490.6 516.0 1.30 718.1 1177.1 1549.8 0.0 -487.8
-490.7 0.1402 0.32699 1296.4 493.8 0.0 0.07 21.7
+++ line:32625 25 232.5 9 6.71 6.68 465.4 491.1 516.7 1.26 715.3 1191.8 1586.1 0.0 -422.8
-460.2 0.1414 0.32707 1333.3 502.6 0.1 0.08 23.1
--- line:32232 25 232.5 1 6.71 6.68 465.4 491.1 516.7 1.26 715.3 1191.8 1586.1 0.0 -422.8
-460.2 0.1414 0.32707 1333.3 502.6 0.1 0.08 23.1
+++ line:32626 26 235.6 1 6.87 7.07 465.5 492.6 519.7 1.19 718.9 1230.2 1655.6 0.0 -301.8
-403.5 0.1431 0.32721 1405.3 519.0 0.1 0.08 23.4
--- line:32233 26 235.6 9 6.87 7.07 465.5 492.6 519.7 1.19 718.9 1230.2 1655.6 0.0 -301.8
-403.5 0.1431 0.32721 1405.3 519.0 0.1 0.08 23.4
+++ line:32627 27 243.5 9 7.27 6.96 465.6 492.3 519.0 1.12 703.4 1270.3 1797.4 0.0 -119.0
-318.0 0.1444 0.32736 1495.5 543.7 0.1 0.09 24.1
--- line:32234 27 243.5 1 7.27 6.96 465.6 492.3 519.0 1.12 703.4 1270.3 1797.4 0.0 -119.0
-318.0 0.1444 0.32736 1495.5 543.7 0.1 0.09 24.1
+++ line:32636 36 321.9 6 11.41 7.52 466.6 495.5 524.3 0.95 695.6 1335.8 1930.9 0.0 217.9
-160.2 0.1635 0.32776 1739.2 589.7 0.1 0.14 32.1
--- line:32243 36 321.9 1 11.41 7.52 466.6 495.5 524.3 0.95 695.6 1335.8 1930.9 0.0 217.9
-160.2 0.1635 0.32776 1739.2 589.7 0.1 0.14 32.1
#####
#####

*****
*****
|Temperature_ifa-432r3|

+++ /media/sf_VirtualBox_Shared_G/FAST-1.2_Release/Installation_Verification/Debian_Bullseye_11.6/FAST-
1.2/Installation_Verification/Verification_Cases/Outputs/Temperature_ifa-432r3
--- /media/sf_VirtualBox_Shared_G/FAST-1.2_Release/Installation_Verification/Debian_Bullseye_11.6/FAST-
1.2/Installation_Verification/User_Verification_Outputs/Temperature_ifa-432r3

+++ line:265
--- line:265
#####
#####

*****
*****
|Void_24i6|

+++ /media/sf_VirtualBox_Shared_G/FAST-1.2_Release/Installation_Verification/Debian_Bullseye_11.6/FAST-
1.2/Installation_Verification/Verification_Cases/Outputs/Void_24i6
--- /media/sf_VirtualBox_Shared_G/FAST-1.2_Release/Installation_Verification/Debian_Bullseye_11.6/FAST-
1.2/Installation_Verification/User_Verification_Outputs/Void_24i6

+++ line:294
--- line:294
#####
#####

```

3.2 FAST-1.2 Code Change Requests

NQA-1-2017 is a more rigorous quality assurance program, however issues with code may arise. Please use the form in Appendix B to request changes and e-mail it to PNNL via the contact information on the FAST website.

4.0 Convenience Scripts

A convenience script that converts FRAPCON input to FAST input is included. FAST-1.2 performs calculations for normal operations and AOOs. FRAPTRAN initialized with FRAPCON will be used for design basis accidents such as RIAs and LOCAs. The convenience script contains preliminary conversions for standalone FRAPTRAN inputs however the FAST-1.2 code is only for normal operations and AOOs.

4.1 Execution of FRAPCON_to_FAST.py

The Python3 script `FRAPCON_to_FAST_Inputs.py` will convert FRAPCON inputs to FAST inputs. The script retains the order of the variables from the FRAPCON input in the FAST input for easier comparisons. Changes to Fortran NAMELIST block beginnings and endings are included for compliance with the latest Fortran standards. The previous files used Intel formatting which can be slightly different from the general Fortran standard. The user of the script will find indices added to arrays and comments added for each variable. Please note that the FRAPCON input file can only have one instance of each NAMELIST block to properly work.

Execution of the script is best performed in a new directory with input files containing the ending with “.in”. The script will convert FRAPCON files by writing a new file with the ending `_FAST.in`. Executing the command `python3 FRAPCON_to_FAST_Inputs.py all` will convert all files in the working directory. Executing the command `python3 FRAPCON_to_FAST_Inputs.py 24i6.in` will only convert the file name given to `24i6_FAST.in`.

4.2 FAST-1.2 AIG

The Microsoft Excel-based tool for generating input, developed for use with the FAST codes is FAST-1.2 AIG. This auto input-generator is similar to the AIG for FRAPCON and FRAPTRAN but with differences for FAST.

4.3 FRAPlot

The Microsoft Excel-based tool for plotting developed for use with the FAST codes is FRAPlot. Instructions for its use are located in Appendix C, Section C.3, in FAST-1.2: A Computer Code for Thermal-Mechanical Nuclear Fuel Analysis under Steady-state and Transients, PNNL-33994.

5.0 References

The following documents were utilized to develop and/or are referenced in this document:

- 10 CFR, Title 10 Code of Federal Regulations, United State Government, 2018.
- ASME NQA-1-2017, Quality Assurance Requirements for Nuclear Facility Applications, January 18, 2018.
- DOE G 414.1-4, Safety Software Guide for use with 10 CFR 830 Subpart A, Quality Assurance Requirements, and DOE O 414.1C, Quality Assurance, November 2010.
- NRC NUREG/BR-0167 Software Quality Assurance Program and Guidelines, February 1993.
- PNNL-33994, FAST-1.2: A Computer Code for Thermal-Mechanical Nuclear Fuel Analysis under Steady State and Transients, Revision 0, March 2023.

Appendix A – Windows Server 2019 Standard Differences

The following difference is a comparison of Windows Server 2019 Standard with files run on Windows 10. Only the file names are written to the .txt file. Rounding may occur with your setup depending upon hardware architecture.

```
*****
*****
|FGR_BWstudR1|

+++ C:\Users\Administrator\Desktop\FAST-1.2\Installation_Verification\Verification_Cases\Outputs\FGR_BWstudR1
--- C:\Users\Administrator\Desktop\FAST-1.2\Installation_Verification\User_Verification_Outputs\FGR_BWstudR1

#####
#####

*****
*****
|Oxide_N05|

+++ C:\Users\Administrator\Desktop\FAST-1.2\Installation_Verification\Verification_Cases\Outputs\Oxide_N05
--- C:\Users\Administrator\Desktop\FAST-1.2\Installation_Verification\User_Verification_Outputs\Oxide_N05

#####
#####

*****
*****
|Strain_GE7|

+++ C:\Users\Administrator\Desktop\FAST-1.2\Installation_Verification\Verification_Cases\Outputs\Strain_GE7
--- C:\Users\Administrator\Desktop\FAST-1.2\Installation_Verification\User_Verification_Outputs\Strain_GE7

#####
#####

*****
*****
|Temperature_681-3|

+++ C:\Users\Administrator\Desktop\FAST-
1.2\Installation_Verification\Verification_Cases\Outputs\Temperature_681-3
--- C:\Users\Administrator\Desktop\FAST-
1.2\Installation_Verification\User_Verification_Outputs\Temperature_681-3

+++ line:32613 13 153.3 9 3.21 4.28 464.4 480.9 497.5 1.77 678.9 928.2 1111.5 0.0 -1207.9
-827.7 0.1262 0.32597 935.2 395.8 0.0 0.04 16.3
--- line:32613 13 153.3 1 3.21 4.28 464.4 480.9 497.5 1.77 678.9 928.2 1111.5 0.0 -1207.9
-827.7 0.1262 0.32597 935.2 395.8 0.0 0.04 16.3
+++ line:32617 17 169.9 9 3.84 5.33 464.6 485.1 505.7 1.61 708.8 1039.9 1287.9 0.0 -933.5
-699.3 0.1316 0.32633 1038.7 433.1 0.0 0.05 17.5
--- line:32617 17 169.9 1 3.84 5.33 464.6 485.1 505.7 1.61 708.8 1039.9 1287.9 0.0 -933.5
-699.3 0.1316 0.32633 1038.7 433.1 0.0 0.05 17.5
+++ line:32619 19 182.2 9 4.34 5.74 464.8 486.9 509.0 1.52 715.9 1084.9 1366.6 0.0 -805.8
-639.5 0.1343 0.32652 1099.9 450.5 0.0 0.05 18.5
--- line:32619 19 182.2 1 4.34 5.74 464.8 486.9 509.0 1.52 715.9 1084.9 1366.6 0.0 -805.8
-639.5 0.1343 0.32652 1099.9 450.5 0.0 0.05 18.5
+++ line:32623 23 207.1 9 5.48 6.65 465.1 490.7 516.2 1.31 721.9 1176.2 1539.2 0.0 -508.5
-500.3 0.1396 0.32696 1280.5 491.0 0.0 0.07 20.7
--- line:32623 23 207.1 1 5.48 6.65 465.1 490.7 516.2 1.31 721.9 1176.2 1539.2 0.0 -508.5
-500.3 0.1396 0.32696 1280.5 491.0 0.0 0.07 20.7
+++ line:32624 24 217.7 9 5.99 6.61 465.2 490.6 516.0 1.30 718.1 1177.1 1549.8 0.0 -487.8
-490.7 0.1402 0.32699 1296.4 493.8 0.0 0.07 21.7
--- line:32624 24 217.7 1 5.99 6.61 465.2 490.6 516.0 1.30 718.1 1177.1 1549.8 0.0 -487.8
-490.7 0.1402 0.32699 1296.4 493.8 0.0 0.07 21.7
+++ line:32625 25 232.5 9 6.71 6.68 465.4 491.1 516.7 1.26 715.3 1191.8 1586.1 0.0 -422.8
-460.2 0.1414 0.32707 1333.3 502.6 0.1 0.08 23.1
--- line:32625 25 232.5 1 6.71 6.68 465.4 491.1 516.7 1.26 715.3 1191.8 1586.1 0.0 -422.8
-460.2 0.1414 0.32707 1333.3 502.6 0.1 0.08 23.1
+++ line:32627 27 243.5 9 7.27 6.96 465.6 492.3 519.0 1.12 703.4 1270.3 1797.4 0.0 -119.0
-318.0 0.1444 0.32736 1495.5 543.7 0.1 0.09 24.1
--- line:32627 27 243.5 1 7.27 6.96 465.6 492.3 519.0 1.12 703.4 1270.3 1797.4 0.0 -119.0
-318.0 0.1444 0.32736 1495.5 543.7 0.1 0.09 24.1
```



```

+++ line:32635 35 314.4 9 11.00 7.52 466.5 495.4 524.2 0.96 696.3 1334.5 1928.4 0.0 206.2
-165.7 0.1623 0.32774 1730.5 587.9 0.1 0.13 31.3
--- line:32635 35 314.4 1 11.00 7.52 466.5 495.4 524.2 0.96 696.3 1334.5 1928.4 0.0 206.2
-165.7 0.1623 0.32774 1730.5 587.9 0.1 0.13 31.3
+++ line:32636 36 321.9 6 11.41 7.52 466.6 495.5 524.3 0.95 695.6 1335.8 1930.9 0.0 217.9
-160.2 0.1635 0.32776 1739.2 589.7 0.1 0.14 32.1
--- line:32636 36 321.9 3 11.41 7.52 466.6 495.5 524.3 0.95 695.6 1335.8 1930.9 0.0 217.9
-160.2 0.1635 0.32776 1739.2 589.7 0.1 0.14 32.1
+++ line:32679 x Axial node = 1 x
--- line:32679 x Axial node = 3 x
#####
#####

*****
*****
|Temperature_ifa-432r3|

+++ C:\Users\Administrator\Desktop\FAST-
1.2\Installation_Verification/Verification_Cases/Outputs/Temperature_ifa-432r3
--- C:\Users\Administrator\Desktop\FAST-
1.2\Installation_Verification/User_Verification_Outputs/Temperature_ifa-432r3

#####
#####

*****
*****
|Void_24i6|

+++ C:\Users\Administrator\Desktop\FAST-1.2\Installation_Verification/Verification_Cases/Outputs/Void_24i6
--- C:\Users\Administrator\Desktop\FAST-1.2\Installation_Verification/User_Verification_Outputs/Void_24i6

#####
#####

```

Appendix B – FAST Change Request Form

The following form can e-mailed to PNNL via the FAST website contact information to request a change or report a software deficiency.

(select one)

No. _____

(Assigned by PM)

1. RELEASED VERSION ID. _____
2. REQUESTOR _____ PHONE ____/____
3. ERROR REPORTED: ☐ YES ☐ NO E-MAIL _____
4. PROJECTED START DATE: _____
5. ESTIMATED TIME FOR COMPLETION: _____
6. DESCRIPTION (attach continuation sheets if necessary)

7. REASON FOR MODIFICATION (attach continuation sheets if necessary)

8. CODE PERFORMANCE IMPACTS (If applicable)

To be completed by PM

ACTION: APPROVED DENIED

DATE RECEIVED _____

ASSIGNED TO _____

Approval for new modification _____ Date _____

Pacific Northwest National Laboratory

902 Battelle Boulevard
P.O. Box 999
Richland, WA 99354
1-888-375-PNNL (7665)

www.pnnl.gov | www.nrc.gov